



LIZ Bulletin

Week 14

DFS Situation and Information Centre

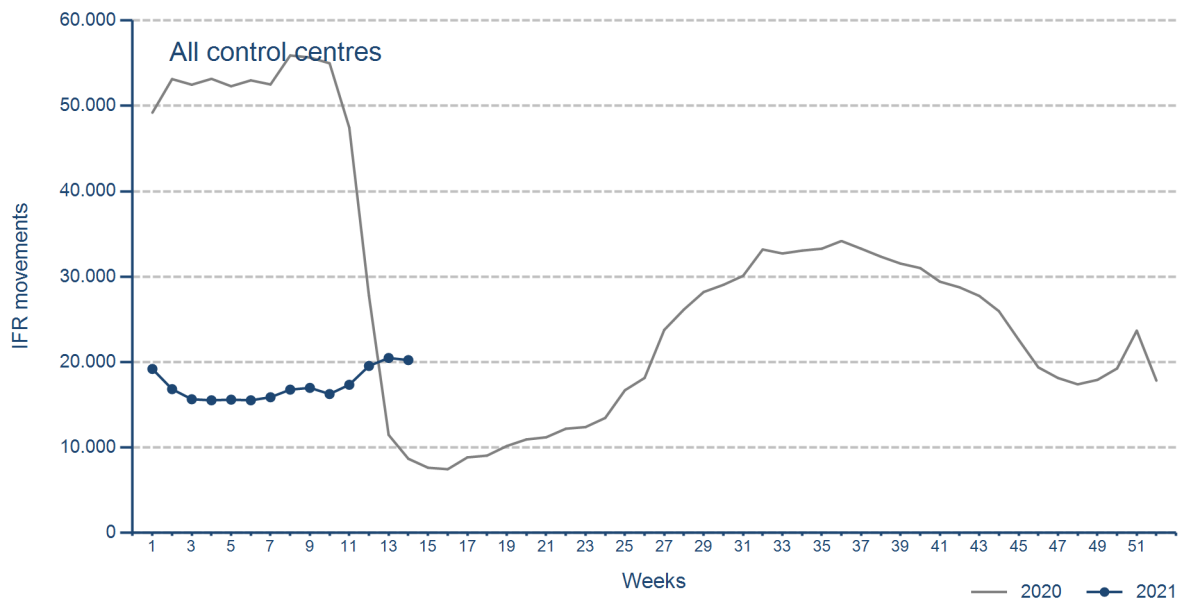
5 APR 2021 - 11 APR 2021

Version 15.04.2021

IFR flights in the Federal Republic of Germany

IFR movements (entries, exits, overflights and domestics) in all control sectors with a German designator.

	2021	2020	Trend
Week 14	20.221	8.664	133,4%
Cumulated Weeks	241.643	627.728	-61,5%

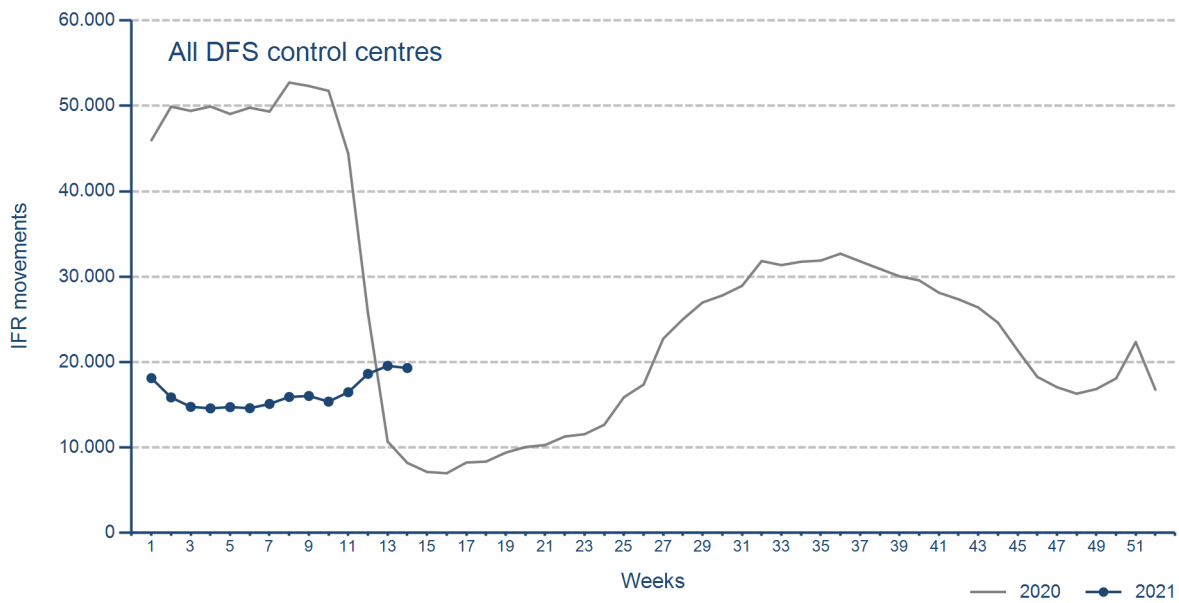


Please note: This count covers the traffic in the area built by all control sectors with a German designator („ED“), regardless of the service provider, including civil and military traffic in sectors controlled by DFS and Maastricht UAC (Maastricht-Hannover sectors). The area counted is composed of modular control sectors designed for ATC purposes with partly cross border structures and is therefore not identical to the political border of the Federal Republic of Germany or the national Flight Information Region (FIR).

IFR flights controlled by DFS

IFR movements (entries, exits, overflights and domestics) in control sectors controlled by DFS.

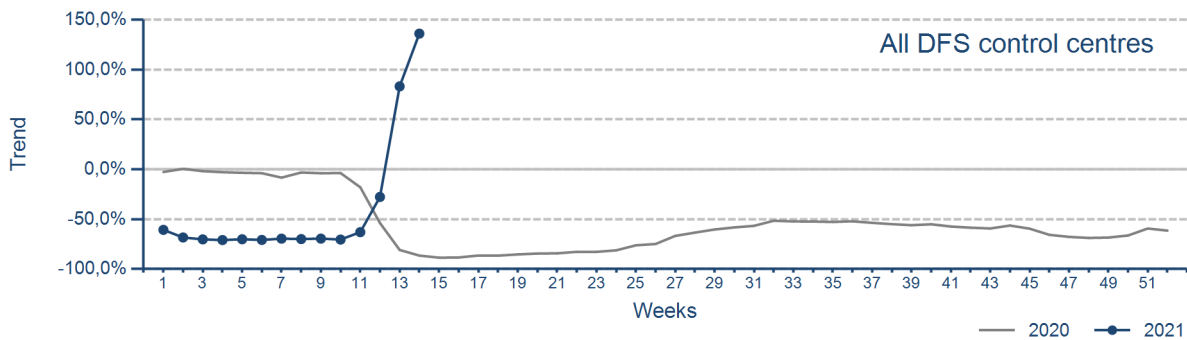
	2021	2020	Trend
Week 14	19.294	8.177	136,0%
Cumulated Weeks	228.848	589.199	-61,2%



Please note: This count covers the traffic in the area built by control sectors of DFS control centres, including civil and military traffic. Traffic in Maastricht UAC (Maastricht-Hannover sectors) is not counted.

IFR flights controlled by DFS - trend

Trend in the number of IFR movements (entries, exits, overflights and domestics) in control sectors controlled by DFS.

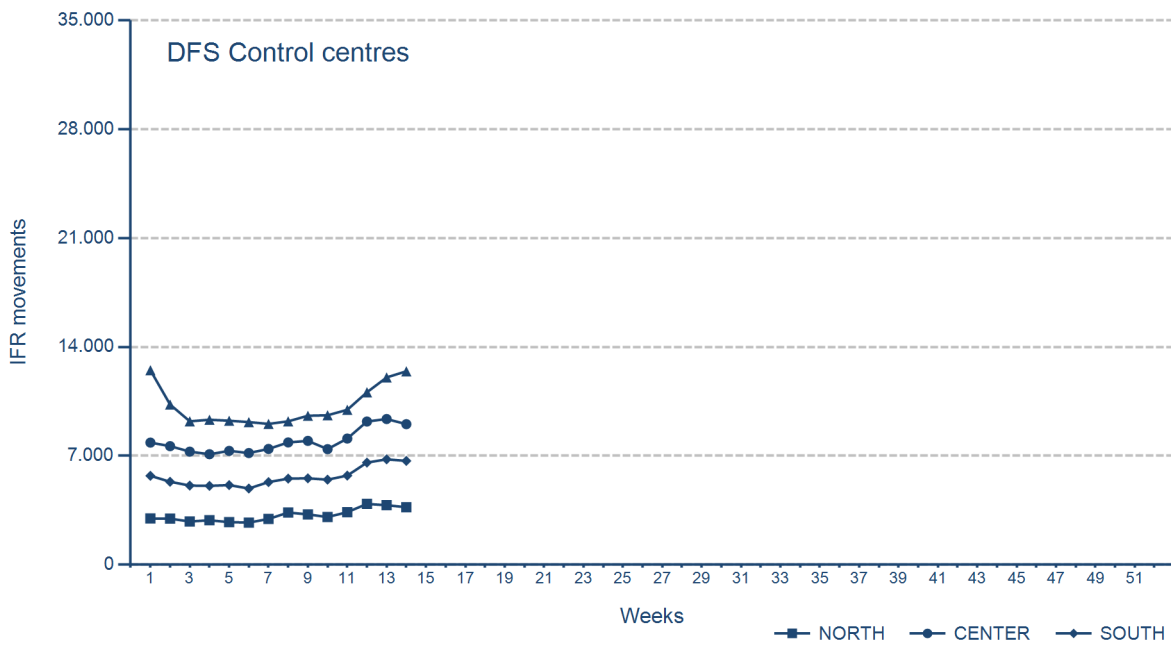


IFR flights controlled by DFS - in detail

IFR movements (entries, exits, overflights and domestics) controlled by DFS at the different control centres.

	NORTH	CENTER	SOUTH	UPPER
Week 14	3.696	9.035	6.674	12.434
Trend	120,0%	114,7%	125,5%	160,5%
Cumulated Weeks	44.428	110.758	78.845	142.729
Trend	-64,6%	-56,0%	-64,6%	-60,5%

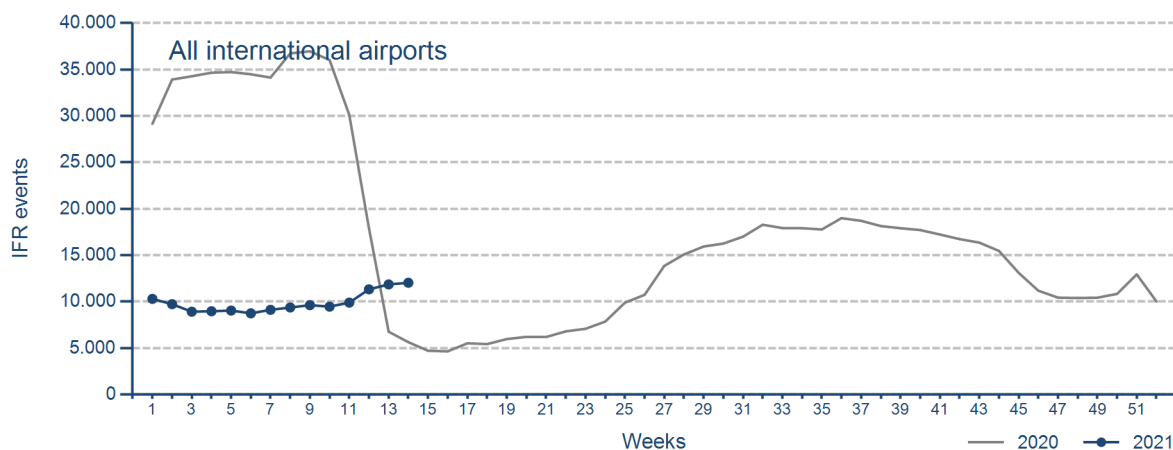
Please note: The trend numbers compare counts of the airspaces in their current configuration to the count of the same airspace in 2020.



IFR flights at international German airports

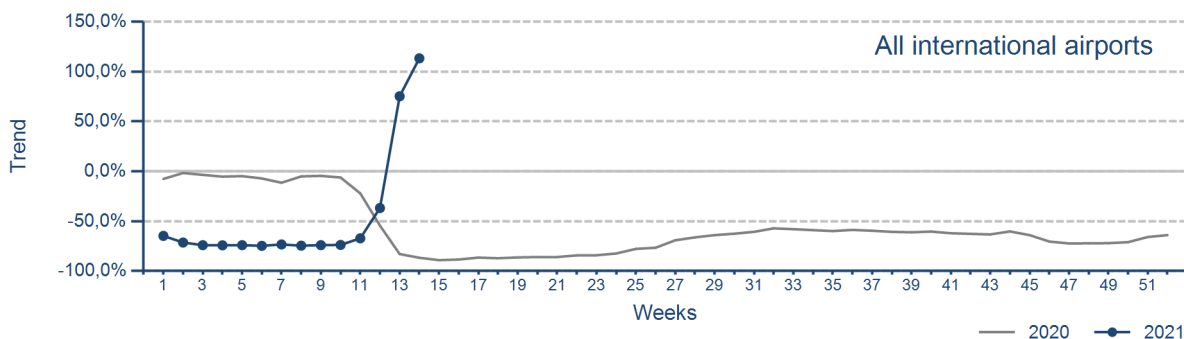
IFR events (take-offs and landings) at the international DFS towers in the Federal Republic of Germany.

	2021	2020	Trend
Week 14	12.042	5.648	113,2%
Cumulated Weeks	138.485	405.478	-65,8%



IFR flights at international German airports - trend

Trend in the number of IFR events (take-offs and landings) at the international DFS towers in the Federal Republic of Germany.



IFR flights at international German airports - airport category

IFR events (take-offs and landings) at the international DFS towers in the Federal Republic of Germany differentiated by Hub Gateways (HUB), International Access Airports 1 (IAA1) and International Access Airports 2 (IAA2).

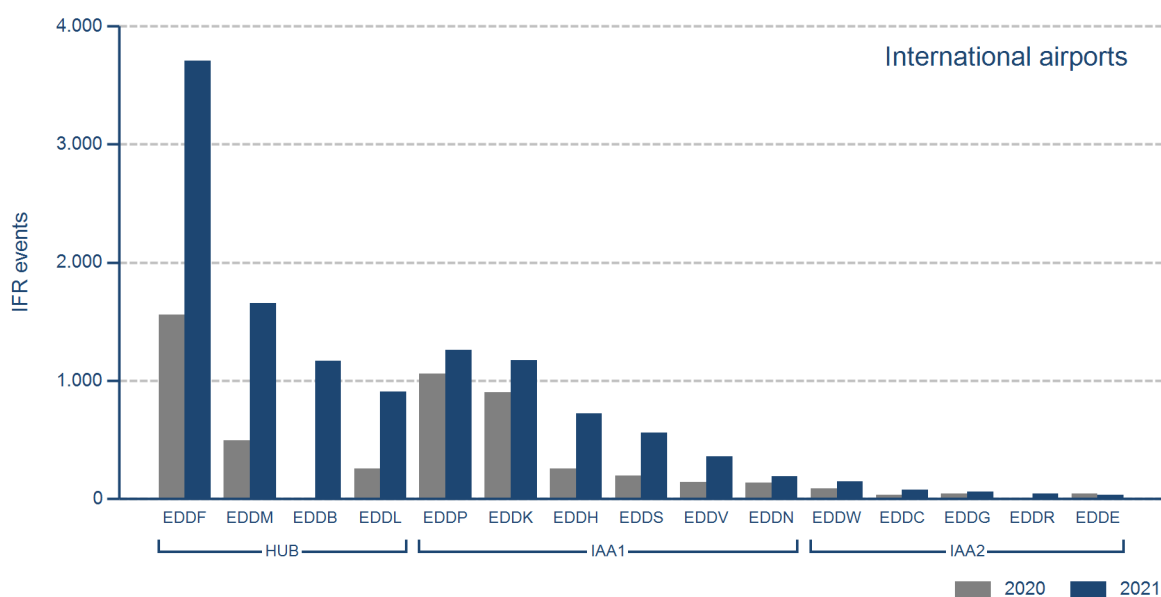
	HUB	IAA1	IAA2
Week 14	7.433	4.257	352
Trend*	222,6%	35,5%	73,4%
Cumulated Weeks	78.959	53.947	5.579
Trend*	-63,8%	-68,5%	-65,0%

*Please note: Berlin-Schönefeld used to be listed as IAA1. Berlin-Brandenburg is listed as a HUB.

IFR flights at international German airports - in detail

IFR events (take-offs and landings) at the different international DFS towers in the Federal Republic of Germany.

	Week 14	Trend	Week 1 - 14	Trend
HUB				
EDDB Berlin-Brandenburg	1.165	N/A	12.253	N/A
EDDF Frankfurt/Main	3.706	138,2%	42.674	-56,4%
EDDL Düsseldorf	904	251,8%	8.603	-79,1%
EDDM München	1.658	237,7%	15.429	-80,5%
IAA1				
EDDH Hamburg	719	180,9%	7.459	-73,0%
EDDK Köln/Bonn	1.174	30,3%	15.814	-44,2%
EDDN Nürnberg	187	38,5%	2.643	-71,7%
EDDP Leipzig/Halle	1.261	19,4%	17.300	-2,0%
EDDS Stuttgart	561	190,7%	6.762	-71,7%
EDDV Hannover	355	151,8%	3.969	-65,8%
IAA2				
EDDC Dresden	75	134,4%	752	-81,5%
EDDE Erfurt/Weimar	33	-17,5%	696	-26,4%
EDDG Münster/Osnabrück	59	47,5%	1.557	-56,4%
EDDR Saarbrücken	40	471,4%	547	-62,0%
EDDW Bremen	145	72,6%	2.027	-65,8%



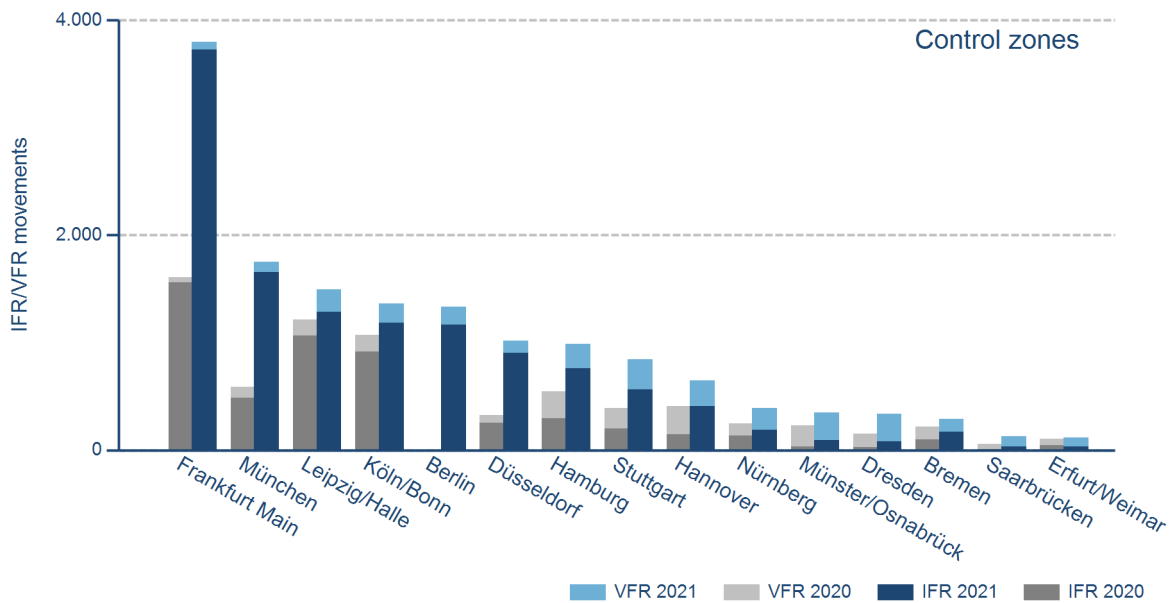
IFR/VFR flights in control zones of DFS towers

IFR/VFR movements (entries, exits, overflights and domestics) at the different control zones of international DFS towers.

	Week 14	Trend	Week 1 - 14	Trend
Berlin	1.335	N/A	14.203	N/A
Bremen	287	32,3%	4.413	-44,8%
Dresden	337	124,7%	3.048	-51,5%
Düsseldorf	1.020	OLC*	10.508	-75,3%
Erfurt/Weimar	114	10,7%	1.837	-12,6%
Frankfurt Main	3.800	136,6%	44.433	-55,2%
Hamburg	986	79,9%	12.683	-60,8%
Hannover	650	59,3%	8.961	-43,8%
Köln/Bonn	1.363	27,5%	19.584	-37,0%
Leipzig/Halle	1.497	23,5%	19.955	-2,3%
München	1.752	198,5%	16.820	-79,1%
Münster/Osnabrück	347	49,6%	6.143	-6,0%
Nürnberg	389	56,9%	5.452	-53,0%
Saarbrücken	127	119,0%	1.605	-29,4%
Stuttgart	843	114,0%	10.744	-60,1%

Additional information:

Münster reported no glider movements for the current week, i.e. 644 glider movements for the cumulated year.



IFR flights at regional German airports - in detail

IFR events (take-offs and landings) at the different regional towers in the Federal Republic of Germany with control zone and barely any PPR.

	2021	2020	Trend
Week 14	1.484	518	186,5%
Cumulated Weeks	20.085	30.605	-34,4%

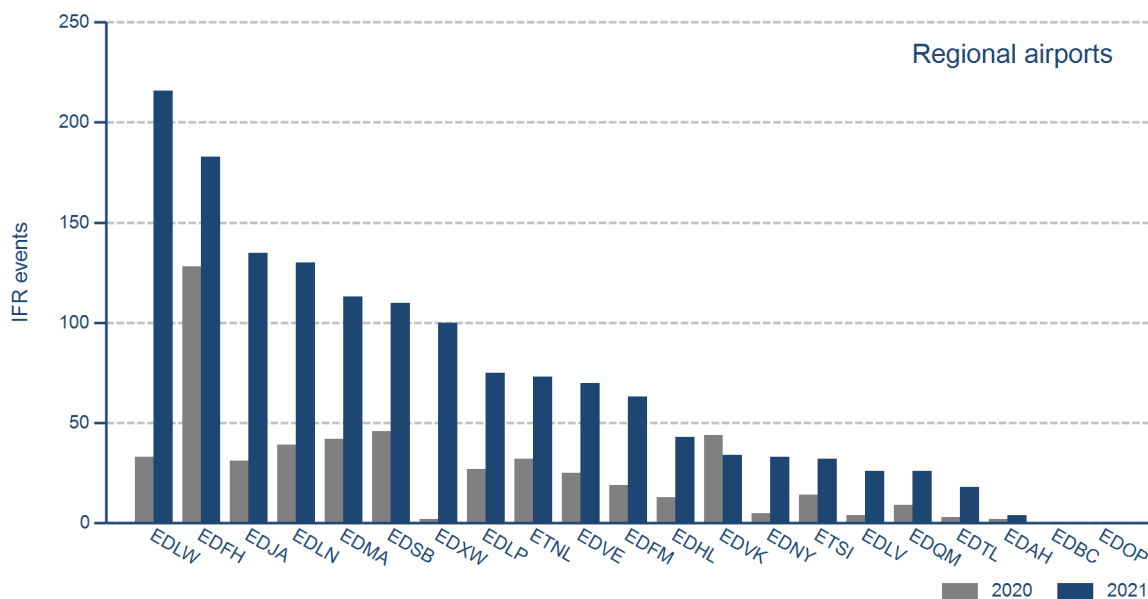
	Week 14	Trend	Week 1 - 14	Trend
EDAH Heringsdorf	4	100,0%	71	-64,7%
EDBC Magdeburg/Cochstedt	0	N/A	0	N/A
EDFH Frankfurt-Hahn	183	43,0%	2.322	-28,6%
EDFM Mannheim City	63	OLC*	1.015	-21,9%
EDHL Lübeck-Blankensee	43	OLC*	565	25,0%
EDJA Memmingen	135	OLC*	1.428	-53,5%
EDLN Mönchengladbach	130	OLC*	1.918	46,5%
EDLP Paderborn/Lippstadt	75	177,8%	1.027	-46,4%
EDLV Niederrhein	26	OLC*	260	-79,5%
EDLW Dortmund	216	OLC*	2.495	-50,3%
EDMA Augsburg	113	169,0%	1.764	22,5%
EDNY Friedrichshafen	33	OLC*	674	-65,9%
EDOP Schwerin-Parchim	0	N/A	0	N/A
EDQM Hof-Plauen	26	188,9%	251	-9,4%
EDSB Karlsruhe/Baden-Baden	110	139,1%	1.645	-25,7%
EDTL Lahr	18	OLC*	322	20,6%
EDVE Braunschweig-Wolfsburg	70	180,0%	1.141	-37,7%
EDVK Kassel-Calden	34	-22,7%	693	-21,9%
EDXW Sylt	100	OLC*	558	-11,3%
ETNL Laage	73	128,1%	1.361	-37,1%
ETSI Ingolstadt/Manching	32	128,6%	575	-48,8%

*The value is of limited conclusiveness (OLC).

Please note: The airports Magdeburg-Cochstedt (EDBC) and Schwerin-Parchim (EDOP) are currently closed.

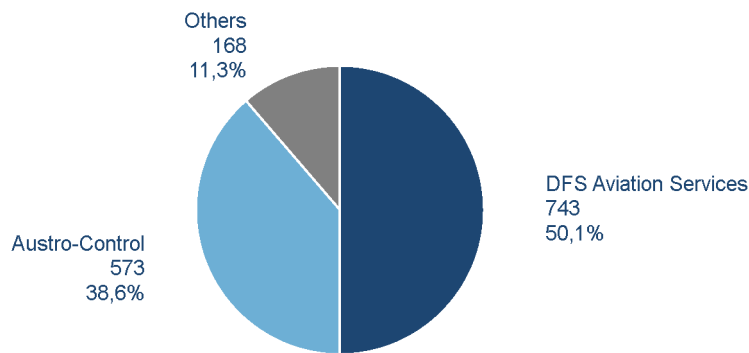
IFR flights at regional German airports - in detail

IFR events (take-offs and landings) at the different regional towers in the Federal Republic of Germany with control zone and barely any PPR.



IFR flights at regional German airports - air traffic service providers

Percentage of IFR events (take-offs and landings) at the regional towers in the Federal Republic of Germany differentiated between DFS Aviation Services, Austro Control and other providers.



- DFS Aviation Services: Dortmund (EDLW), Friedrichshafen (EDNY), Karlsruhe/Baden-Baden (EDSB), Lahr (EDTL), Magdeburg/Cochstedt (EDBC), Memmingen (EDJA), Mönchengladbach (EDLN), Niederrhein (EDLV), Paderborn/Lippstadt (EDLP)
- Austro Control: Augsburg (EDMA), Braunschweig-Wolfsburg (EDVE), Frankfurt-Hahn (EDFH), Heringsdorf (EDAH), Hof-Plauen (EDQM), Kassel-Calden (EDVK), Lübeck-Blankensee (EDHL), Schwerin-Parchim (EDOP), Sylt (EDXW)
- Others: Ingolstadt/Manching (ETSI), Laage (ETNL), Mannheim City (EDFM)

ATFM Arrival Delay

(Data Source: NM statistics, DFS LIZ)

ATFM Arrival Delay with reference to the relevant airport, in minutes per IFR arrival.

ATFM Arrival Delay:

sum of all arrival ATFM delay divided by the sum of all inbound flights for the particular traffic volume

Airports		ATC Delay [min/arrival]	non ATC Delay [min/arrival]
	All Airports	0	0,0330
EDDK	Köln/Bonn	0	0,3419

Please note: The ATFM delay data are provided by NM statistics. Due to internal distribution of the ATFM delay, data are modified by OX/OP. The inbound flight information is based on LIZ statistics.

All Airports means all international German airports: Berlin-Brandenburg (EDDB), Bremen (EDDW), Dresden (EDDC), Düsseldorf (EDDL), Erfurt/Weimar (EDDE), Frankfurt/Main (EDDF), Hamburg (EDDH), Hannover (EDDV), Köln/Bonn (EDDK), Leipzig/Halle (EDDP), München (EDDM), Münster/Osnabrück (EDDG), Nürnberg (EDDN), Saarbrücken (EDDR), Stuttgart (EDDS)