



LIZ Bulletin

DFS Situation and Information Centre

Week 12

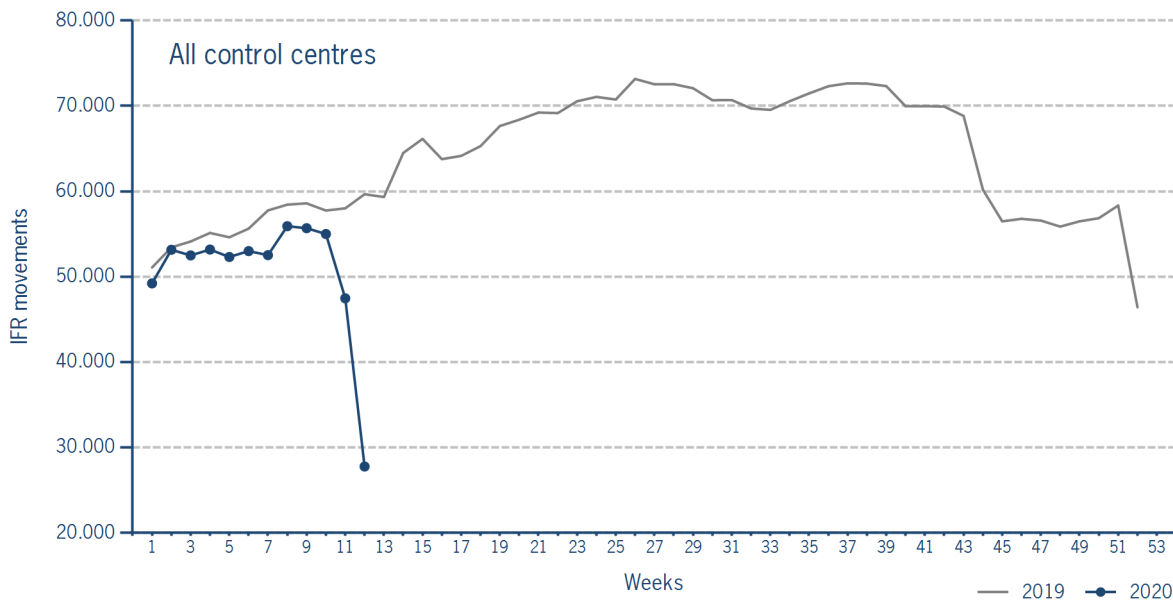
16 MAR 2020 - 22 MAR 2020

Version 24.03.2020

IFR flights in the Federal Republic of Germany

IFR movements (entries, exits, overflights and domestics) in all control sectors with a German designator.

	2020	2019	Trend
Week 12	27.753	59.654	-53,5%
Cumulated Weeks	607.613	674.147	-9,9%

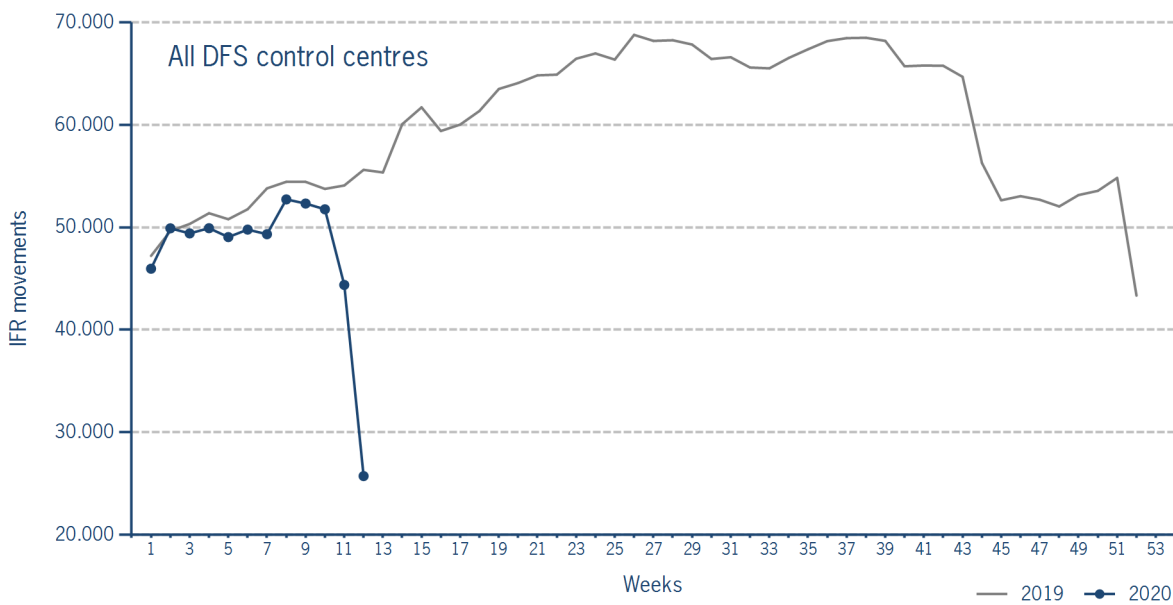


Please note: This count covers the traffic in the area build by all control sectors with a German designator („ED“), regardless of the service provider, including civil and military traffic in sectors controlled by DFS and Maastricht UAC (Maastricht-Hannover sectors). The area counted is composed of modular control sectors designed for ATC purposes with partly cross border structures and is therefore not identical to the political border of the Federal Republic of Germany or the national Flight Information Region (FIR).

IFR flights controlled by DFS

IFR movements (entries, exits, overflights and domestics) in control sectors controlled by DFS.

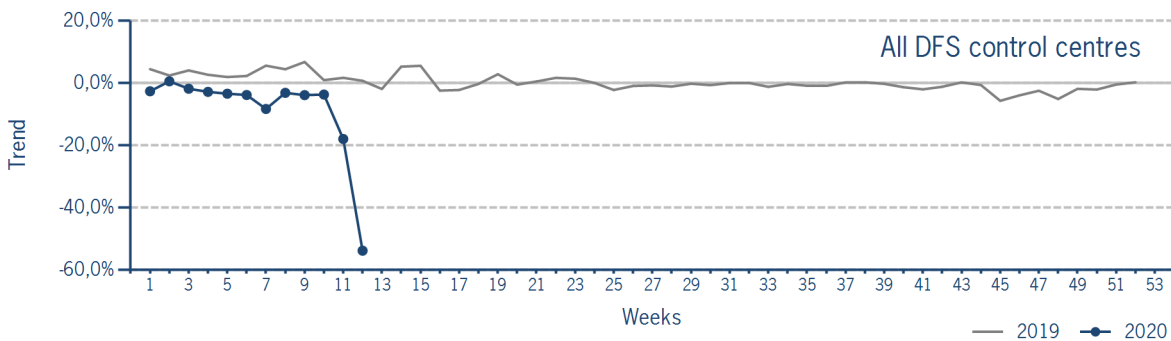
	2020	2019	Trend
Week 12	25.724	55.622	-53,8%
Cumulated Weeks	570.348	627.352	-9,1%



Please note: This count covers the traffic in the area build by control sectors of DFS control centres, including civil and military traffic. Traffic in Maastricht UAC (Maastricht-Hannover sectors) is not counted.

IFR flights controlled by DFS - trend

Trend in the number of IFR movements (entries, exits, overflights and domestics) in control sectors controlled by DFS.

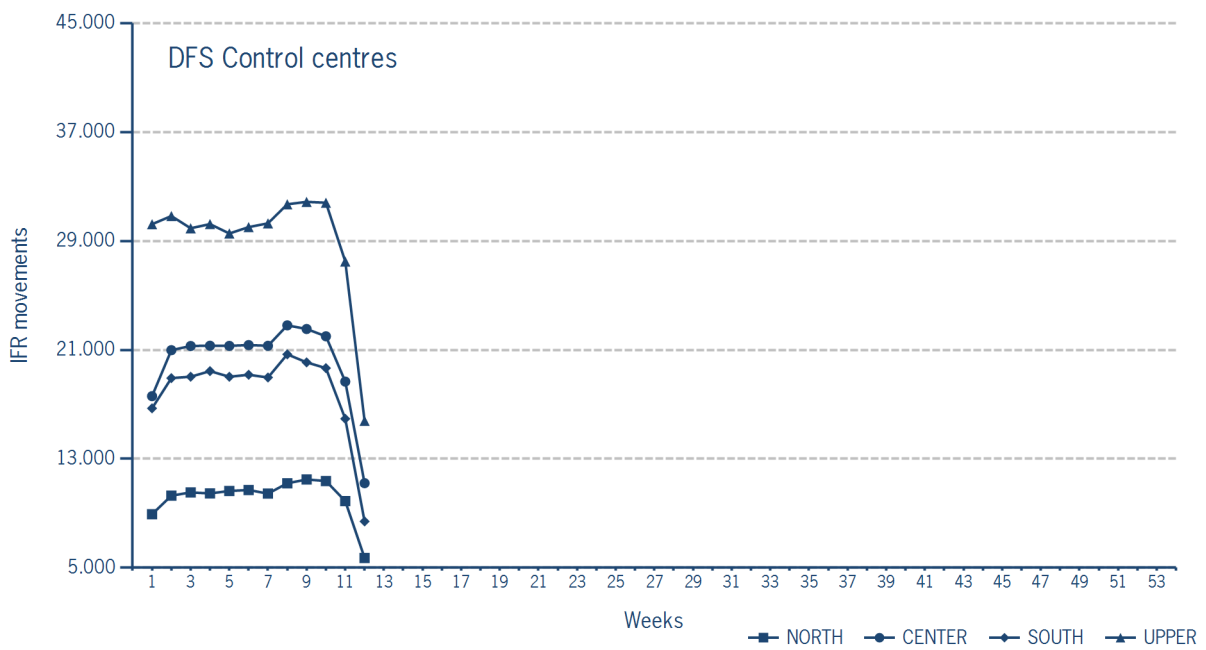


IFR flights controlled by DFS - in detail

IFR movements (entries, exits, overflights and domestics) controlled by DFS at the different control centres.

	NORTH	CENTER	SOUTH	UPPER
Week 12	5.721	11.211	8.406	15.793
Trend	-55,0%	-53,9%	-61,2%	-51,9%
Cumulated Weeks	121.690	242.363	216.054	349.782
Trend	-12,9%	-10,4%	-11,0%	-8,0%

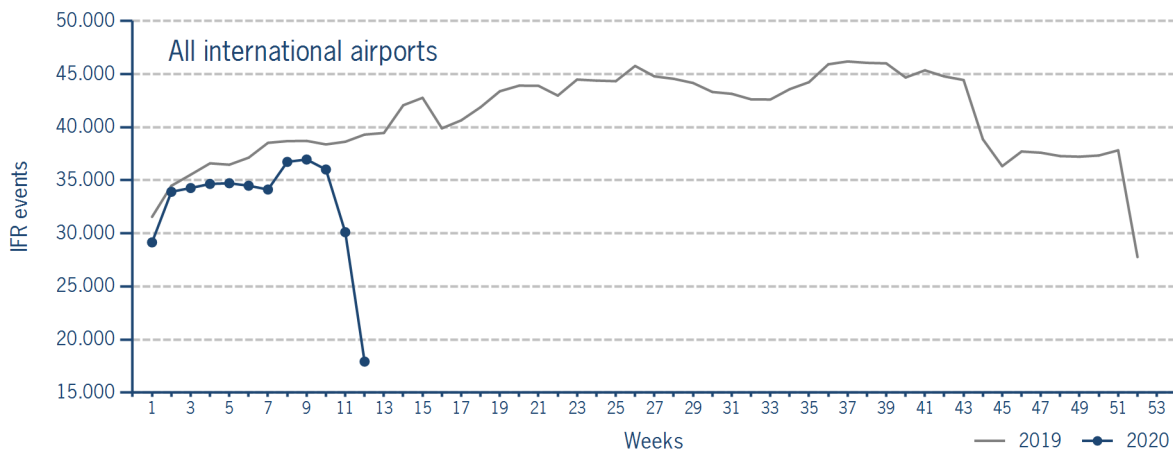
Please note: The trend numbers compare counts of the airspaces in their current configuration to the count of the same airspace in 2019.



IFR flights at international German airports

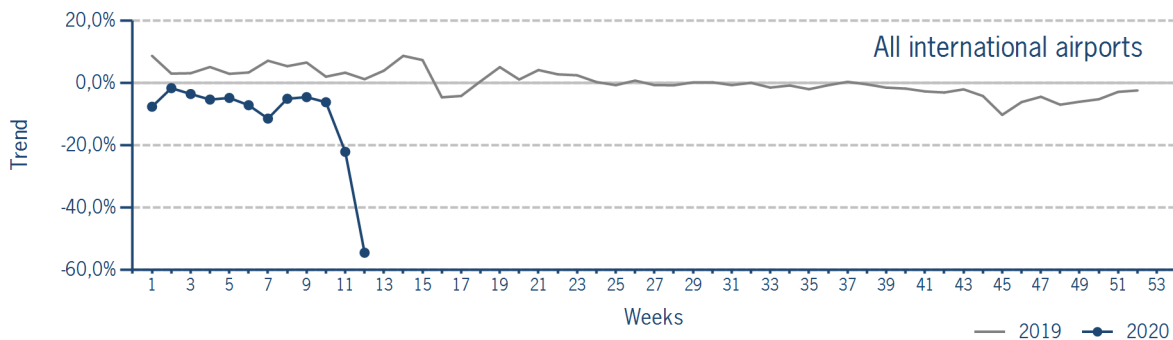
IFR events (take-offs and landings) at the international DFS towers in the Federal Republic of Germany.

	2020	2019	Trend
Week 12	17.920	39.306	-54,4%
Cumulated Weeks	393.059	443.988	-11,5%



IFR flights at international German airports - trend

Trend in the number of IFR events (take-offs and landings) at the international DFS towers in the Federal Republic of Germany.



IFR flights at international German airports - airport category

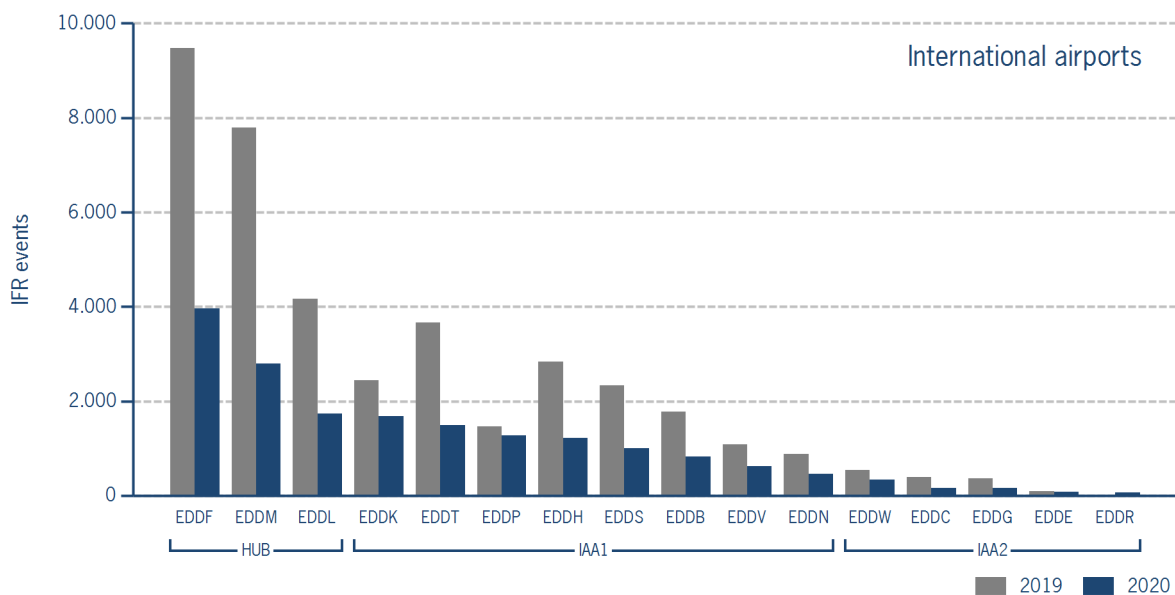
IFR events (take-offs and landings) at the international DFS towers in the Federal Republic of Germany differentiated by Hub Gateways (HUB), International Access Airports 1 (IAA1) and International Access Airports 2 (IAA2).

	HUB	IAA1	IAA2
Week 12	8.493	8.614	813
Trend	-60,4%	-47,7%	-41,9%
Cumulated Weeks	213.037	164.565	15.457
Trend	-12,4%	-11,1%	-1,8%

IFR flights at international German airports - in detail

IFR events (take-offs and landings) at the different international DFS towers in the Federal Republic of Germany.

		Week 12	Trend	Week 1 - 12	Trend
HUB					
EDDF	Frankfurt/Main	3.966	-58,1%	94.506	-12,3%
EDDL	Düsseldorf	1.732	-58,5%	40.528	-14,1%
EDDM	München	2.795	-64,1%	78.003	-11,6%
IAA1					
EDDB	Berlin-Schönefeld	832	-53,1%	16.762	-17,3%
EDDH	Hamburg	1.223	-56,8%	27.060	-12,7%
EDDK	Köln/Bonn	1.687	-30,9%	26.484	-3,8%
EDDN	Nürnberg	466	-46,9%	9.023	-10,3%
EDDP	Leipzig/Halle	1.278	-12,6%	15.453	-4,6%
EDDS	Stuttgart	1.007	-56,8%	23.528	-7,7%
EDDT	Berlin-Tegel	1.494	-59,3%	34.980	-17,5%
EDDV	Hannover	627	-42,5%	11.275	-6,7%
IAA2					
EDDC	Dresden	166	-57,9%	3.983	-6,1%
EDDE	Erfurt/Weimar	82	-14,6%	872	4,3%
EDDG	Münster/Osnabrück	165	-55,4%	3.470	-0,9%
EDDR	Saarbrücken	61	OLC*	1.408	3,2%
EDDW	Bremen	339	-37,1%	5.724	-1,2%



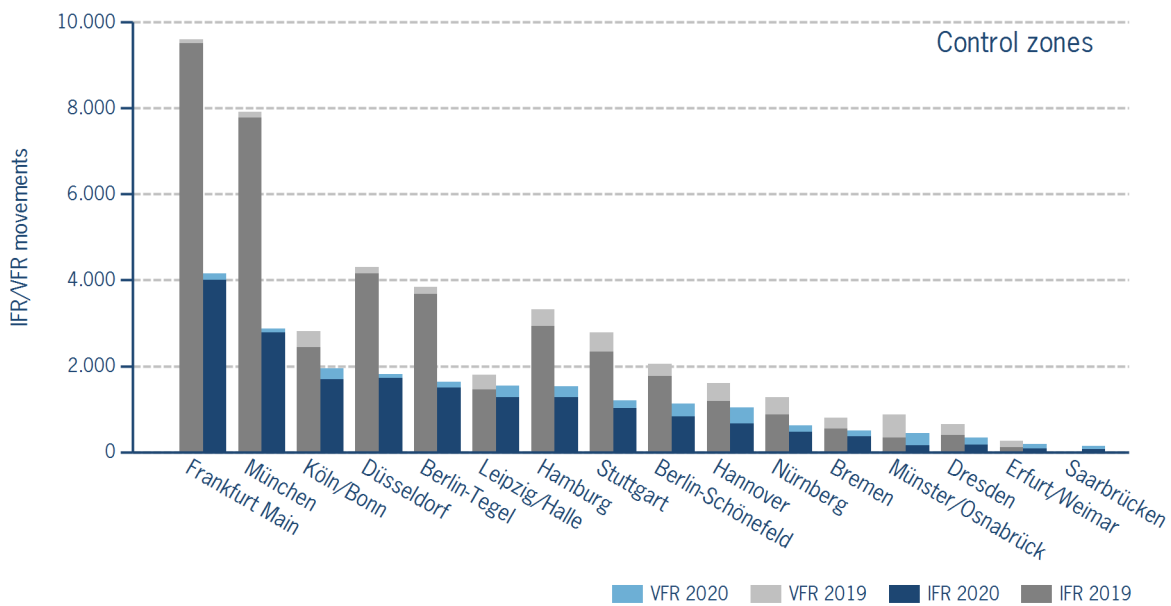
IFR/VFR flights in control zones of DFS towers

IFR/VFR movements (entries, exits, overflights and domestics) at the different control zones of international DFS towers.

	Week 12	Trend	Week 1 - 12	Trend
Berlin-Schönefeld	1.122	-45,3%	19.304	-15,1%
Berlin-Tegel	1.636	-57,5%	36.597	-16,7%
Bremen	505	-37,0%	7.557	-4,6%
Dresden	337	-48,5%	5.968	-2,5%
Düsseldorf	1.818	-57,7%	41.801	-13,7%
Erfurt/Weimar	189	-28,4%	1.903	-0,8%
Frankfurt Main	4.154	-56,7%	95.602	-12,2%
Hamburg	1.536	-53,8%	31.184	-11,4%
Hannover	1.035	-35,6%	15.093	-4,9%
Köln/Bonn	1.946	-30,7%	28.851	-4,0%
Leipzig/Halle	1.543	-14,3%	17.794	-4,7%
München	2.873	-63,7%	79.093	-11,5%
Münster/Osnabrück	435	-50,4%	6.039	-5,9%
Nürnberg	616	-51,9%	11.084	-11,3%
Saarbrücken	136	OLC*	2.148	2,0%
Stuttgart	1.205	-56,6%	26.237	-7,1%

Additional information:

Münster reported no glider movements for the current week, i.e. no glider movements for the cumulated year.



IFR flights at regional German airports - in detail

IFR events (take-offs and landings) at the different regional towers in the Federal Republic of Germany with control zone and barely any PPR.

	2020	2019	Trend
Week 12	1.559	3.243	-51,9%
Cumulated Weeks	29.464	32.633	-9,7%

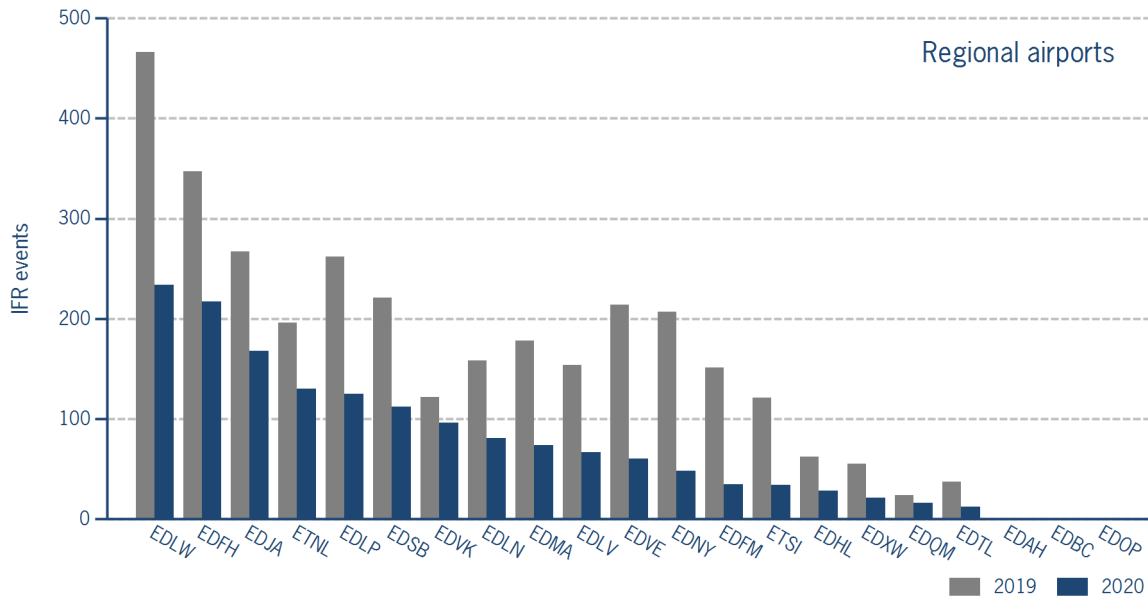
	Week 12	Trend	Week 1 - 12	Trend
EDAH Heringsdorf	1	N/A	197	93,1%
EDBC Magdeburg/Cochstedt	0	N/A	0	-100,0%
EDFH Frankfurt-Hahn	217	-37,5%	2.961	-23,7%
EDFM Mannheim City	35	-76,8%	1.265	-11,2%
EDHL Lübeck-Blankensee	28	-54,8%	420	-22,5%
EDJA Memmingen	168	-37,1%	2.996	-1,4%
EDLN Mönchengladbach	81	-48,7%	1.231	-8,6%
EDLP Paderborn/Lippstadt	125	-52,3%	1.857	-25,2%
EDLV Niederrhein	67	-56,5%	1.249	-24,5%
EDLW Dortmund	234	-49,8%	4.904	-0,9%
EDMA Augsburg	74	-58,4%	1.361	2,6%
EDNY Friedrichshafen	48	-76,8%	1.965	-11,5%
EDOP Schwerin-Parchim	0	-100,0%	0	-100,0%
EDQM Hof-Plauen	16	-33,3%	262	-15,5%
EDSB Karlsruhe/Baden-Baden	112	-49,3%	2.130	-4,8%
EDTL Lahr	12	-67,6%	258	-20,1%
EDVE Braunschweig-Wolfsburg	60	-72,0%	1.781	-12,8%
EDVK Kassel-Calden	96	-21,3%	812	-0,1%
EDXW Sylt	21	-61,8%	625	-10,2%
ETNL Laage	130	-33,7%	2.093	7,2%
ETSI Ingolstadt/Manching	34	-71,9%	1.097	-13,5%

*The value is of limited conclusiveness (OLC).

Please note: The airport Magdeburg-Cochstedt (EDBC) is currently closed and the airport Sylt (EDXW) is now assigned to Austro Control.

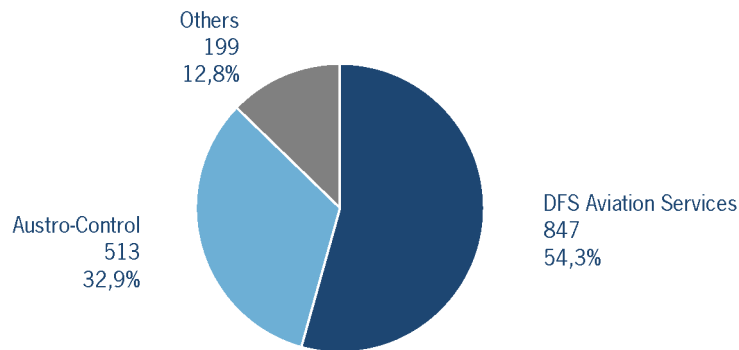
IFR flights at regional German airports - in detail

IFR events (take-offs and landings) at the different regional towers in the Federal Republic of Germany with control zone and barely any PPR.



IFR flights at regional German airports - air traffic service providers

Percentage of IFR events (take-offs and landings) at the regional towers in the Federal Republic of Germany differentiated between DFS Aviation Services, Austro Control and other providers.



- DFS Aviation Services: Dortmund (EDLW), Friedrichshafen (EDNY), Karlsruhe/Baden-Baden (EDSB), Lahr (EDTL), Magdeburg/Cochstedt (EDBC), Memmingen (EDJA), Mönchengladbach (EDLN), Niederrhein (EDLV), Paderborn/Lippstadt (EDLP)
- Austro Control: Augsburg (EDMA), Braunschweig-Wolfsburg (EDVE), Frankfurt-Hahn (EDFH), Heringsdorf (EDAH), Hof-Plauen (EDQM), Kassel-Calden (EDVK), Lübeck-Blankensee (EDHL), Schwerin-Parchim (EDOP), Sylt (EDXW)
- Others: Ingolstadt/Manching (ETSI), Laage (ETNL), Mannheim City (EDFM)

ATFM Arrival Delay

(Data Source: NM statistics, DFS LIZ)

ATFM Arrival Delay with reference to the relevant airport, in minutes per IFR arrival.

ATFM Arrival Delay:

sum of all arrival ATFM delay divided by the sum of all inbound flights for the particular traffic volume

No ATFM Delay

Please note: The ATFM delay data are provided by NM statistics. Due to internal distribution of the ATFM delay, data are modified by CC/FC and TWR/M. The inbound flight information is based on LIZ statistics.

All Airports means all international German airports: Berlin-Schönefeld (EDDB), Berlin-Tegel (EDDT), Bremen (EDDW), Dresden (EDDC), Düsseldorf (EDDL), Erfurt/Weimar (EDDE), Frankfurt/Main (EDDF), Hamburg (EDDH), Hannover (EDDV), Köln/Bonn (EDDK), Leipzig/Halle (EDDP), München (EDDM), Münster/Osnabrück (EDDG), Nürnberg (EDDN), Saarbrücken (EDDR), Stuttgart (EDDS)