



LIZ Bulletin

DFS Situation and Information Centre

Week 11

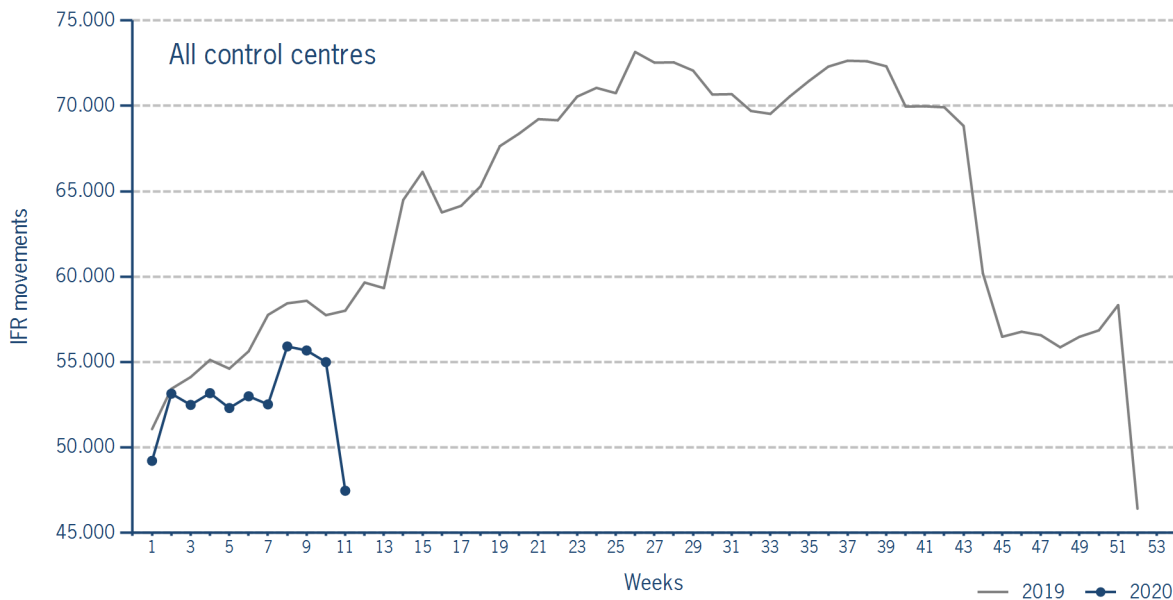
9 MAR 2020 - 15 MAR 2020

Version 17.03.2020

IFR flights in the Federal Republic of Germany

IFR movements (entries, exits, overflights and domestics) in all control sectors with a German designator.

	2020	2019	Trend
Week 11	47.458	58.005	-18,2%
Cumulated Weeks	579.860	614.493	-5,6%

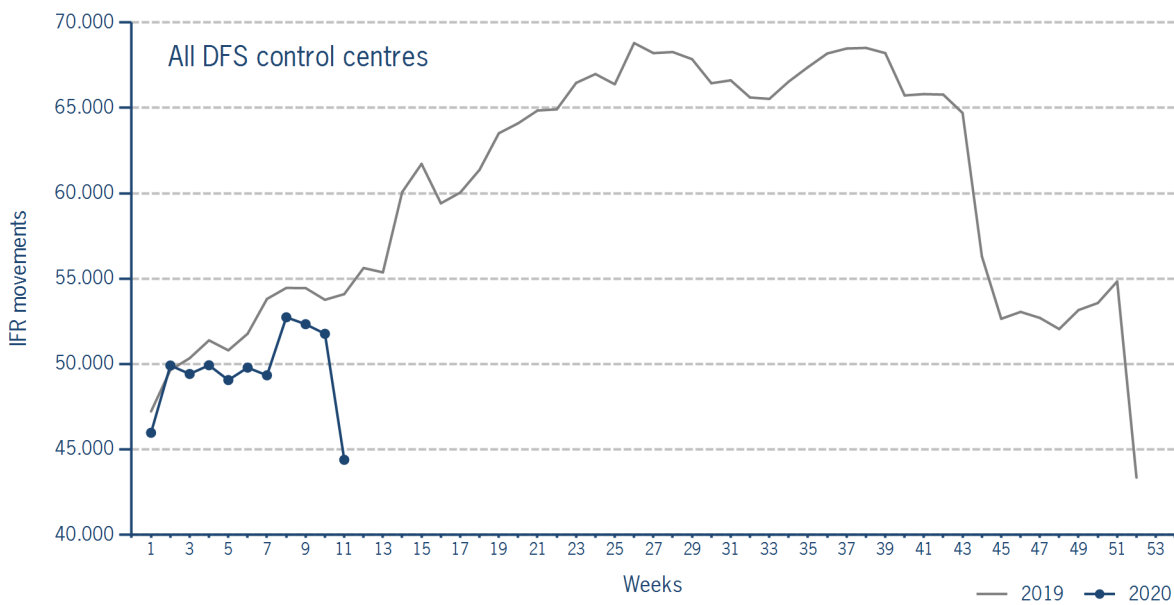


Please note: This count covers the traffic in the area build by all control sectors with a German designator („ED“), regardless of the service provider, including civil and military traffic in sectors controlled by DFS and Maastricht UAC (Maastricht-Hannover sectors). The area counted is composed of modular control sectors designed for ATC purposes with partly cross border structures and is therefore not identical to the political border of the Federal Republic of Germany or the national Flight Information Region (FIR).

IFR flights controlled by DFS

IFR movements (entries, exits, overflights and domestics) in control sectors controlled by DFS.

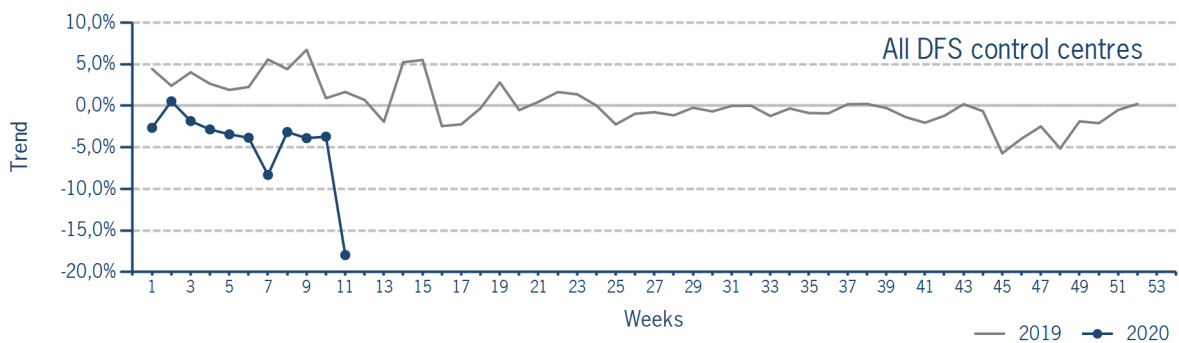
	2020	2019	Trend
Week 11	44.387	54.093	-17,9%
Cumulated Weeks	544.624	571.730	-4,7%



Please note: This count covers the traffic in the area build by control sectors of DFS control centres, including civil and military traffic. Traffic in Maastricht UAC (Maastricht-Hannover sectors) is not counted.

IFR flights controlled by DFS - trend

Trend in the number of IFR movements (entries, exits, overflights and domestics) in control sectors controlled by DFS.

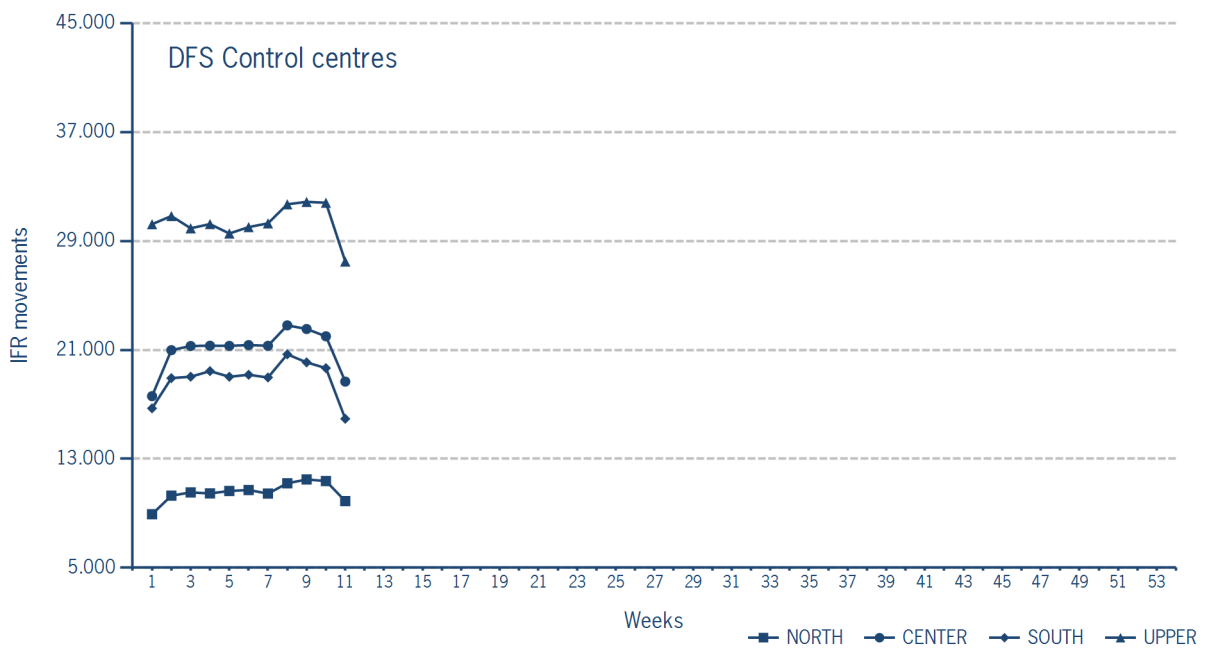


IFR flights controlled by DFS - in detail

IFR movements (entries, exits, overflights and domestics) controlled by DFS at the different control centres.

	NORTH	CENTER	SOUTH	UPPER
Week 11	9.898	18.673	15.941	27.499
Trend	-16,9%	-20,8%	-24,8%	-16,3%
Cumulated Weeks	115.969	231.152	207.648	333.989
Trend	-8,7%	-6,1%	-6,1%	-3,9%

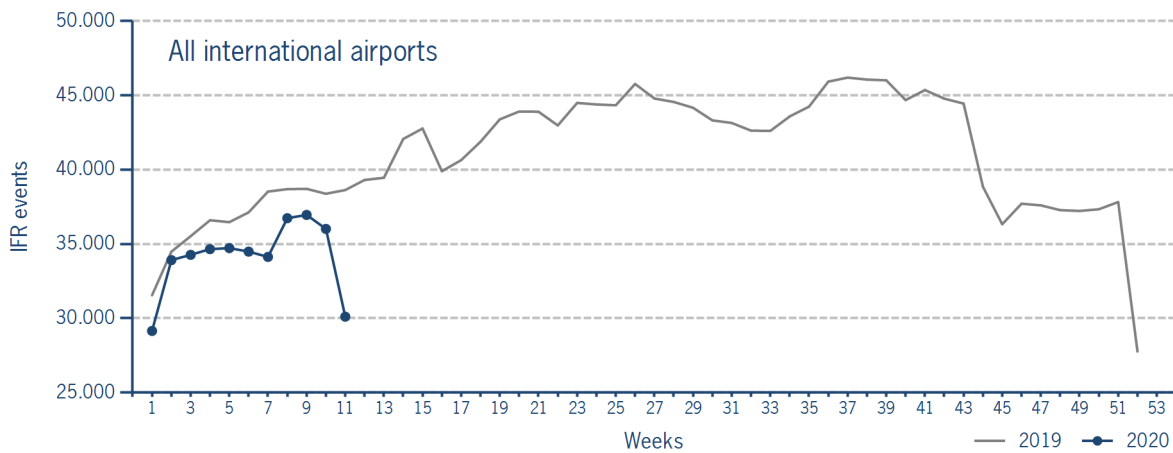
Please note: The trend numbers compare counts of the airspaces in their current configuration to the count of the same airspace in 2019.



IFR flights at international German airports

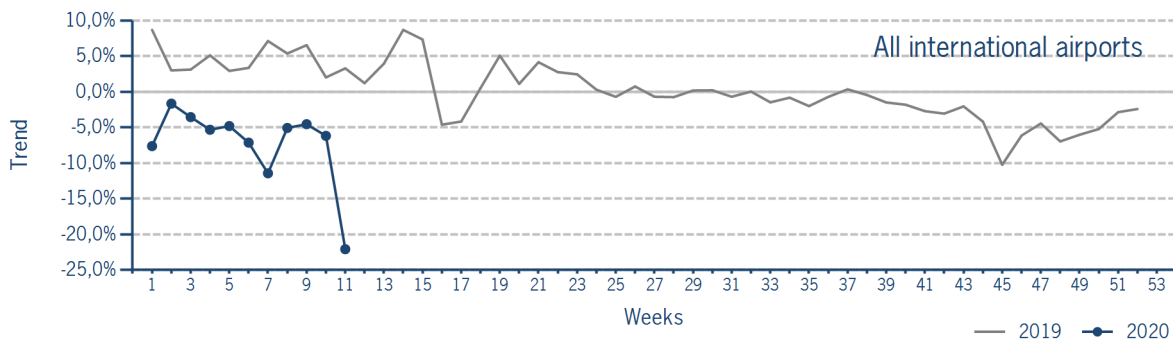
IFR events (take-offs and landings) at the international DFS towers in the Federal Republic of Germany.

	2020	2019	Trend
Week 11	30.108	38.629	-22,1%
Cumulated Weeks	375.139	404.682	-7,3%



IFR flights at international German airports - trend

Trend in the number of IFR events (take-offs and landings) at the international DFS towers in the Federal Republic of Germany.



IFR flights at international German airports - airport category

IFR events (take-offs and landings) at the international DFS towers in the Federal Republic of Germany differentiated by Hub Gateways (HUB), International Access Airports 1 (IAA1) and International Access Airports 2 (IAA2).

	HUB	IAA1	IAA2
Week 11	15.517	13.266	1.325
Trend	-27,7%	-17,2%	16,9%
Cumulated Weeks	204.544	155.951	14.644
Trend	-7,8%	-7,5%	2,2%

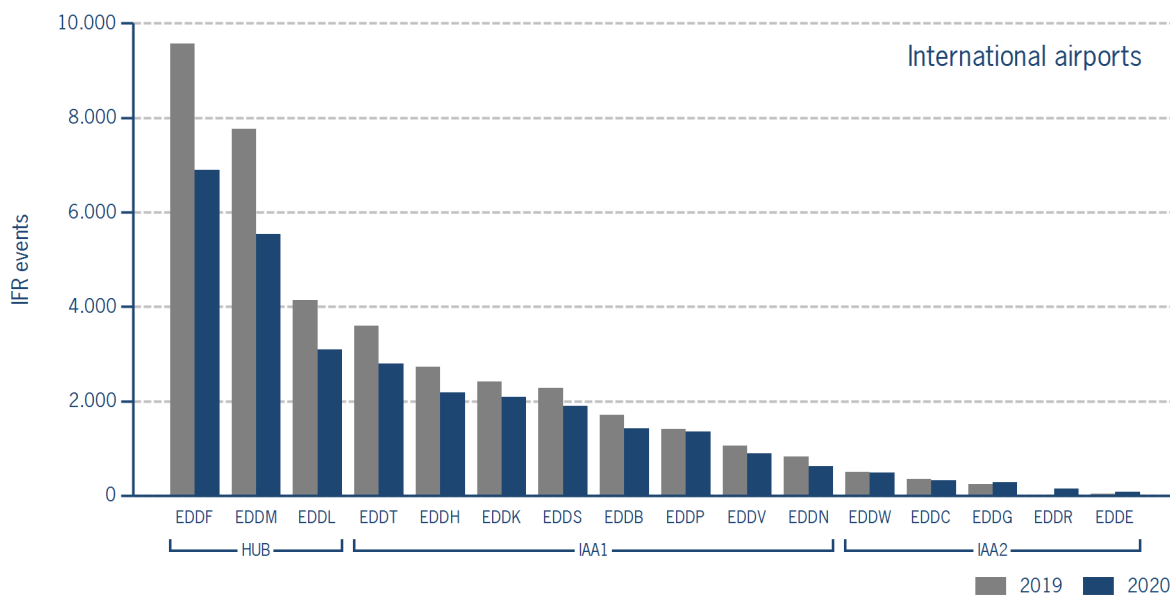
IFR flights at international German airports - in detail

IFR events (take-offs and landings) at the different international DFS towers in the Federal Republic of Germany.

		Week 11	Trend	Week 1 - 11	Trend
HUB					
EDDF	Frankfurt/Main	6.891	-28,0%	90.540	-7,9%
EDDL	Düsseldorf	3.091	-25,2%	38.796	-9,8%
EDDM	München	5.535	-28,8%	75.208	-6,5%

		Week 11	Trend	Week 1 - 11	Trend
IAA1					
EDDB	Berlin-Schönefeld	1.423	-16,7%	15.930	-13,9%
EDDH	Hamburg	2.184	-20,0%	25.837	-8,3%
EDDK	Köln/Bonn	2.095	-13,3%	24.797	-1,2%
EDDN	Nürnberg	620	-25,1%	8.557	-6,8%
EDDP	Leipzig/Halle	1.357	-4,2%	14.175	-3,8%
EDDS	Stuttgart	1.896	-16,5%	22.521	-2,8%
EDDT	Berlin-Tegel	2.798	-22,1%	33.486	-13,5%
EDDV	Hannover	893	-15,6%	10.648	-3,2%

		Week 11	Trend	Week 1 - 11	Trend
IAA2					
EDDC	Dresden	319	-8,6%	3.817	-0,8%
EDDE	Erfurt/Weimar	81	88,4%	790	6,8%
EDDG	Münster/Osnabrück	282	19,0%	3.305	5,6%
EDDR	Saarbrücken	150		1.347	-1,2%
EDDW	Bremen	493	-2,2%	5.385	2,5%



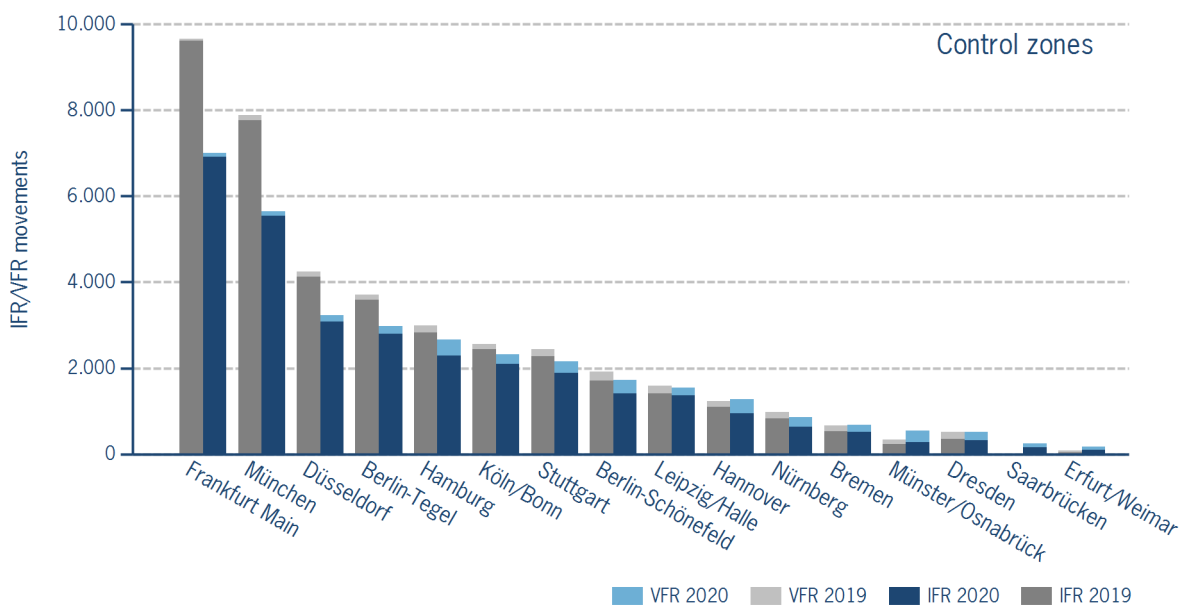
IFR/VFR flights in control zones of DFS towers

IFR/VFR movements (entries, exits, overflights and domestics) at the different control zones of international DFS towers.

	Week 11	Trend	Week 1 - 11	Trend
Berlin-Schönefeld	1.731	-9,4%	18.182	-12,1%
Berlin-Tegel	2.970	-19,8%	34.961	-12,7%
Bremen	678	1,3%	7.052	-1,0%
Dresden	510	-0,8%	5.631	3,0%
Düsseldorf	3.232	-23,8%	39.983	-9,4%
Erfurt/Weimar	179	103,4%	1.714	3,6%
Frankfurt Main	7.001	-27,5%	91.448	-7,9%
Hamburg	2.669	-10,8%	29.648	-7,0%
Hannover	1.271	2,9%	14.058	-1,4%
Köln/Bonn	2.319	-9,5%	26.905	-1,3%
Leipzig/Halle	1.546	-3,0%	16.251	-3,7%
München	5.641	-28,5%	76.220	-6,5%
Münster/Osnabrück	551	60,2%	5.604	1,2%
Nürnberg	861	-12,0%	10.468	-6,7%
Saarbrücken	248	OLC*	2.012	-4,4%
Stuttgart	2.161	-11,5%	25.032	-1,7%

Additional information:

Münster reported no glider movements for the current week, i.e. no glider movements for the cumulated year.



IFR flights at regional German airports - in detail

IFR events (take-offs and landings) at the different regional towers in the Federal Republic of Germany with control zone and barely any PPR.

	2020	2019	Trend
Week 11	2.612	2.583	1,1%
Cumulated Weeks	27.905	29.390	-5,1%

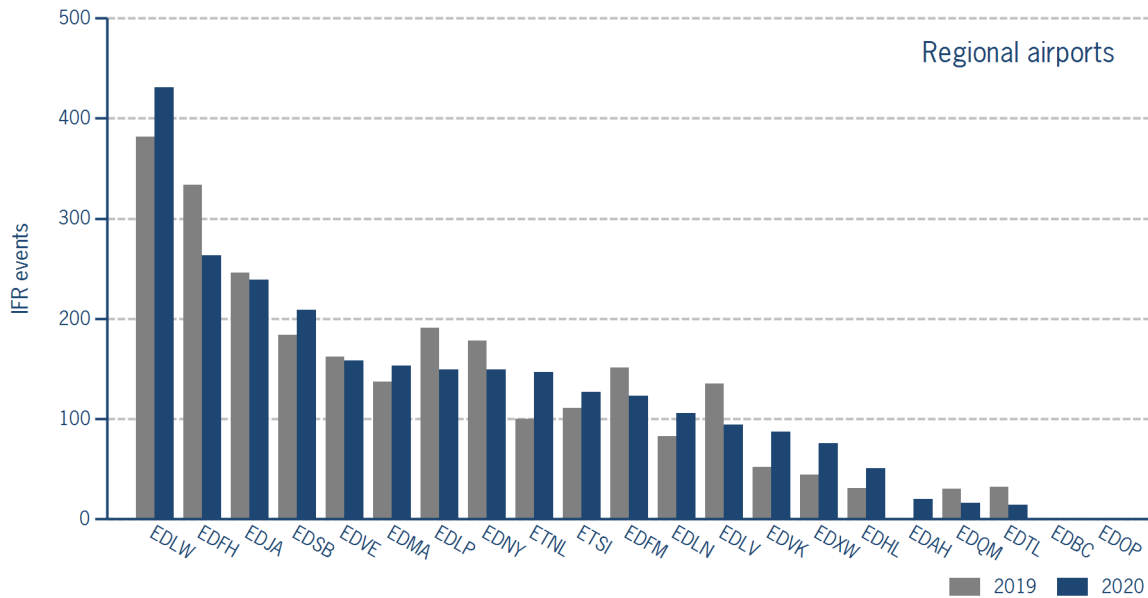
	Week 11	Trend	Week 1 - 11	Trend
EDAH Heringsdorf	20	N/A	196	92,2%
EDBC Magdeburg/Cochstedt	0	N/A	0	-100,0%
EDFH Frankfurt-Hahn	263	-21,3%	2.744	-22,4%
EDFM Mannheim City	123	-18,5%	1.230	-3,4%
EDHL Lübeck-Blankensee	51	64,5%	392	-18,3%
EDJA Memmingen	239	-2,8%	2.828	2,1%
EDLN Mönchengladbach	106	27,7%	1.150	-3,3%
EDLP Paderborn/Lippstadt	149	-22,0%	1.732	-22,1%
EDLV Niederrhein	94	-30,4%	1.182	-21,2%
EDLW Dortmund	431	12,8%	4.670	4,1%
EDMA Augsburg	153	11,7%	1.287	12,1%
EDNY Friedrichshafen	149	-16,3%	1.917	-4,8%
EDOP Schwerin-Parchim	0	N/A	0	-100,0%
EDQM Hof-Plauen	16	-46,7%	246	-14,0%
EDSB Karlsruhe/Baden-Baden	209	13,6%	2.018	0,0%
EDTL Lahr	14	-56,3%	246	-14,0%
EDVE Braunschweig-Wolfsburg	158	-2,5%	1.721	-5,9%
EDVK Kassel-Calden	87	67,3%	716	3,6%
EDXW Sylt	76	72,7%	604	-5,8%
ETNL Laage	147	47,0%	1.963	11,8%
ETSI Ingolstadt/Manching	127	14,4%	1.063	-7,3%

*The value is of limited conclusiveness (OLC).

Please note: The airport Magdeburg-Cochstedt (EDBC) is currently closed and the airport Sylt (EDXW) is now assigned to Austro Control.

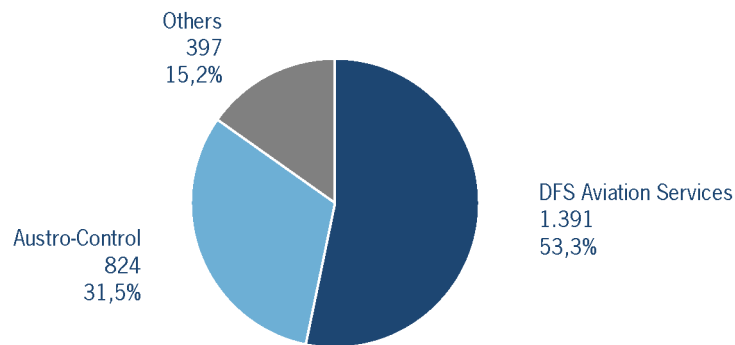
IFR flights at regional German airports - in detail

IFR events (take-offs and landings) at the different regional towers in the Federal Republic of Germany with control zone and barely any PPR.



IFR flights at regional German airports - air traffic service providers

Percentage of IFR events (take-offs and landings) at the regional towers in the Federal Republic of Germany differentiated between DFS Aviation Services, Austro Control and other providers.



- DFS Aviation Services: Dortmund (EDLW), Friedrichshafen (EDNY), Karlsruhe/Baden-Baden (EDSB), Lahr (EDTL), Magdeburg/Cochstedt (EDBC), Memmingen (EDJA), Mönchengladbach (EDLN), Niederrhein (EDLV), Paderborn/Lippstadt (EDLP)
- Austro Control: Augsburg (EDMA), Braunschweig-Wolfsburg (EDVE), Frankfurt-Hahn (EDFH), Heringsdorf (EDAH), Hof-Plauen (EDQM), Kassel-Calden (EDVK), Lübeck-Blankensee (EDHL), Schwerin-Parchim (EDOP), Sylt (EDXW)
- Others: Ingolstadt/Manching (ETSI), Laage (ETNL), Mannheim City (EDFM)

ATFM Arrival Delay

(Data Source: NM statistics, DFS LIZ)

ATFM Arrival Delay with reference to the relevant airport, in minutes per IFR arrival.

ATFM Arrival Delay:

sum of all arrival ATFM delay divided by the sum of all inbound flights for the particular traffic volume

Airports		ATC Delay [min/arrival]	non ATC Delay [min/arrival]
	All Airports	0	0,0083
EDDL	Düsseldorf	0	0,0812

Please note: The ATFM delay data are provided by NM statistics. Due to internal distribution of the ATFM delay, data are modified by CC/FC and TWR/M. The inbound flight information is based on LIZ statistics.

All Airports means all international German airports: Berlin-Schönefeld (EDDB), Berlin-Tegel (EDDT), Bremen (EDDW), Dresden (EDDC), Düsseldorf (EDDL), Erfurt/Weimar (EDDE), Frankfurt/Main (EDDF), Hamburg (EDDH), Hannover (EDDV), Köln/Bonn (EDDK), Leipzig/Halle (EDDP), München (EDDM), Münster/Osnabrück (EDDG), Nürnberg (EDDN), Saarbrücken (EDDR), Stuttgart (EDDS)