



LIZ Bulletin

DFS Situation and Information Centre

Week 10

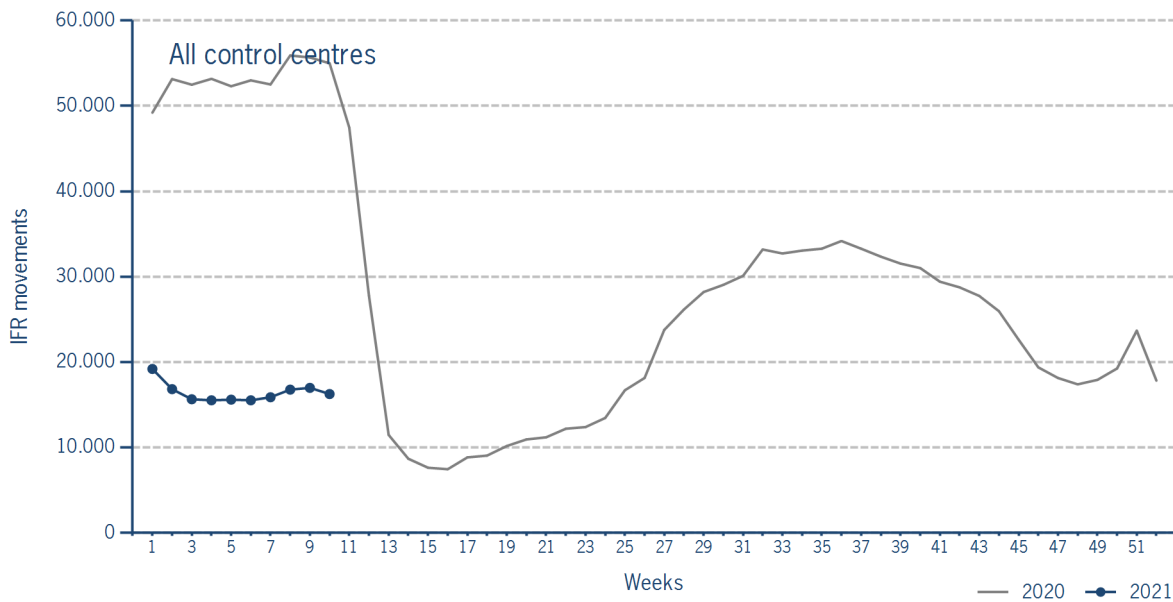
8 MAR 2021 - 14 MAR 2021

Version 17.03.2021

IFR flights in the Federal Republic of Germany

IFR movements (entries, exits, overflights and domestics) in all control sectors with a German designator.

	2021	2020	Trend
Week 10	16.245	54.993	-70,5%
Cumulated Weeks	164.088	532.402	-69,2%

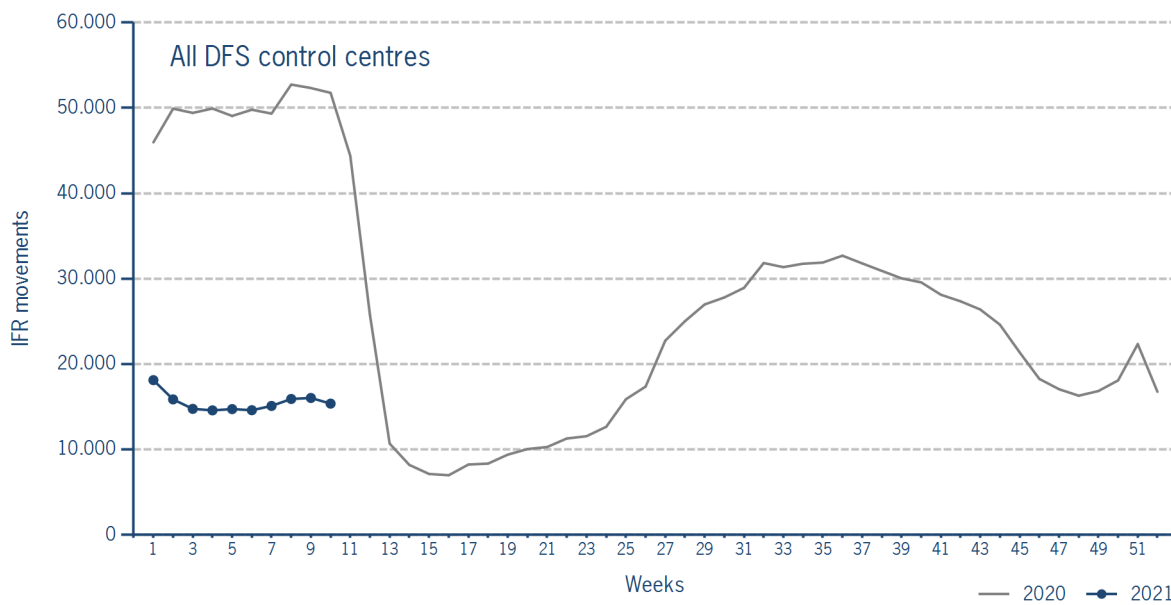


Please note: This count covers the traffic in the area build by all control sectors with a German designator („ED“), regardless of the service provider, including civil and military traffic in sectors controlled by DFS and Maastricht UAC (Maastricht-Hannover sectors). The area counted is composed of modular control sectors designed for ATC purposes with partly cross border structures and is therefore not identical to the political border of the Federal Republic of Germany or the national Flight Information Region (FIR).

IFR flights controlled by DFS

IFR movements (entries, exits, overflights and domestics) in control sectors controlled by DFS.

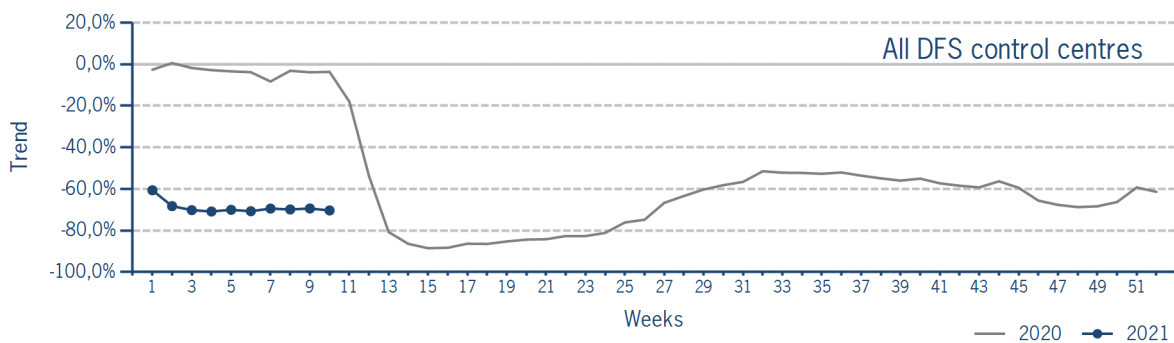
	2021	2020	Trend
Week 10	15.359	51.768	-70,3%
Cumulated Weeks	154.941	500.237	-69,0%



Please note: This count covers the traffic in the area build by control sectors of DFS control centres, including civil and military traffic. Traffic in Maastricht UAC (Maastricht-Hannover sectors) is not counted.

IFR flights controlled by DFS - trend

Trend in the number of IFR movements (entries, exits, overflights and domestics) in control sectors controlled by DFS.

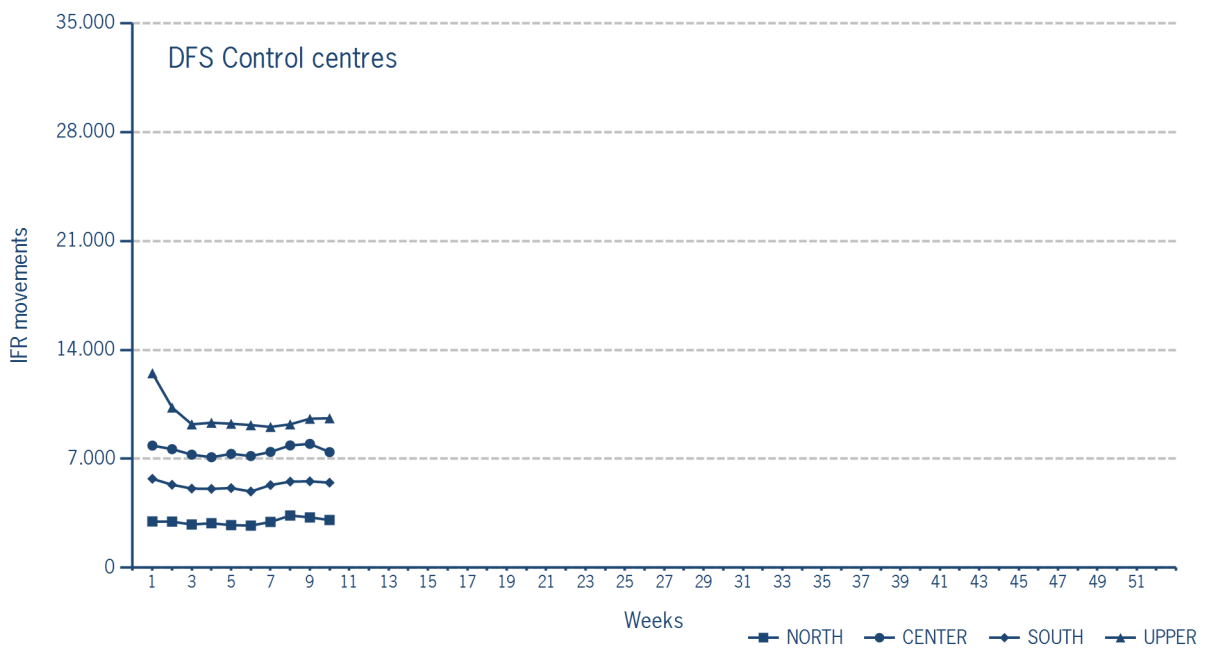


IFR flights controlled by DFS - in detail

IFR movements (entries, exits, overflights and domestics) controlled by DFS at the different control centres.

	NORTH	CENTER	SOUTH	UPPER
Week 10	3.066	7.432	5.469	9.608
Trend	-73,0%	-66,2%	-72,2%	-69,8%
Cumulated Weeks	29.617	75.042	53.101	97.213
Trend	-72,1%	-64,7%	-72,3%	-68,3%

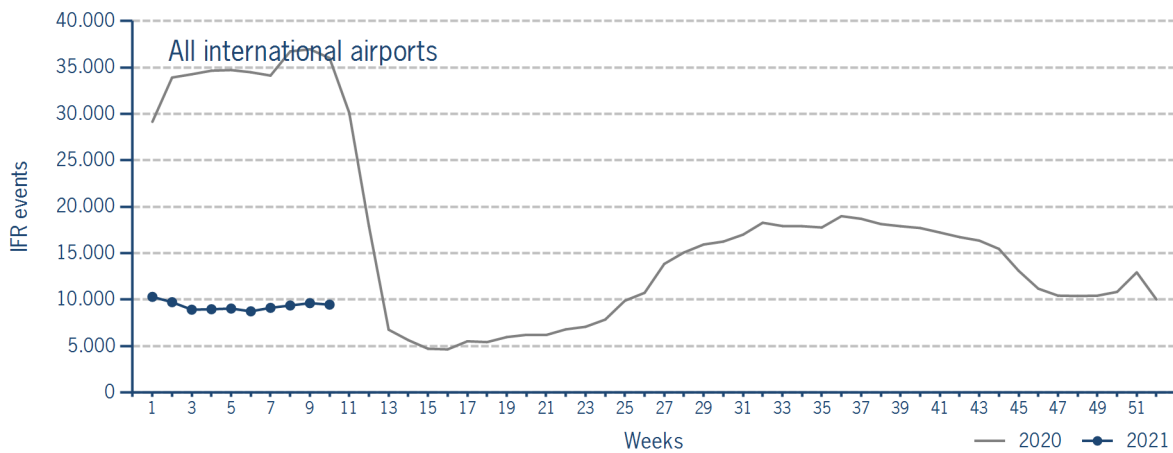
Please note: The trend numbers compare counts of the airspaces in their current configuration to the count of the same airspace in 2020.



IFR flights at international German airports

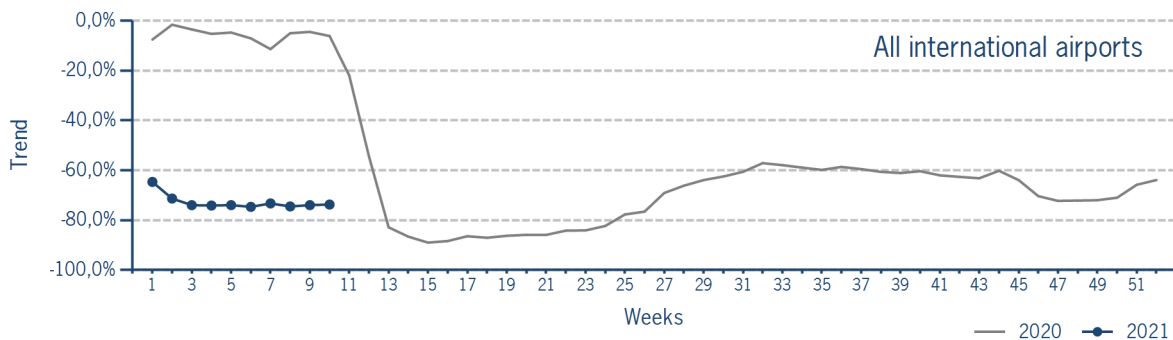
IFR events (take-offs and landings) at the international DFS towers in the Federal Republic of Germany.

	2021	2020	Trend
Week 10	9.470	36.013	-73,7%
Cumulated Weeks	93.343	345.031	-72,9%



IFR flights at international German airports - trend

Trend in the number of IFR events (take-offs and landings) at the international DFS towers in the Federal Republic of Germany.



IFR flights at international German airports - airport category

IFR events (take-offs and landings) at the international DFS towers in the Federal Republic of Germany differentiated by Hub Gateways (HUB), International Access Airports 1 (IAA1) and International Access Airports 2 (IAA2).

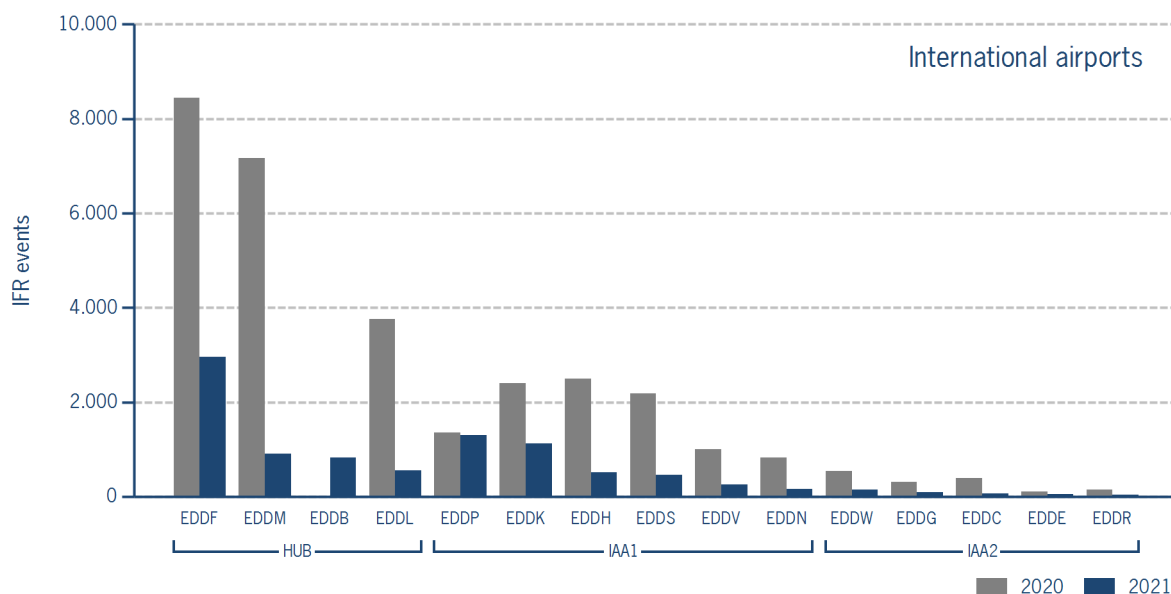
	HUB	IAA1	IAA2
Week 10	5.254	3.826	390
Trend*	-72,9%	-74,7%	-74,1%
Cumulated Weeks	51.994	37.229	4.120
Trend*	-72,5%	-73,9%	-69,1%

*Please note: Berlin-Schönefeld used to be listed as IAA1. Berlin-Brandenburg is listed as a HUB.

IFR flights at international German airports - in detail

IFR events (take-offs and landings) at the different international DFS towers in the Federal Republic of Germany.

		Week 10	Trend	Week 1 - 10	Trend
HUB					
EDDB	Berlin-Brandenburg	832	N/A	8.128	N/A
EDDF	Frankfurt/Main	2.957	-65,0%	28.930	-65,4%
EDDL	Düsseldorf	556	-85,2%	5.415	-84,8%
EDDM	München	909	-87,3%	9.521	-86,3%
IAA1					
EDDH	Hamburg	507	-79,7%	4.939	-79,1%
EDDK	Köln/Bonn	1.124	-53,1%	11.095	-51,1%
EDDN	Nürnberg	164	-80,2%	1.846	-76,7%
EDDP	Leipzig/Halle	1.305	-3,4%	12.087	-5,7%
EDDS	Stuttgart	464	-78,8%	4.673	-77,3%
EDDV	Hannover	262	-74,0%	2.589	-73,5%
IAA2					
EDDC	Dresden	65	-83,2%	540	-84,6%
EDDE	Erfurt/Weimar	55	-48,6%	527	-25,7%
EDDG	Münster/Osnabrück	90	-71,5%	1.178	-61,0%
EDDR	Saarbrücken	36	-75,8%	411	-65,7%
EDDW	Bremen	144	-73,6%	1.464	-70,1%



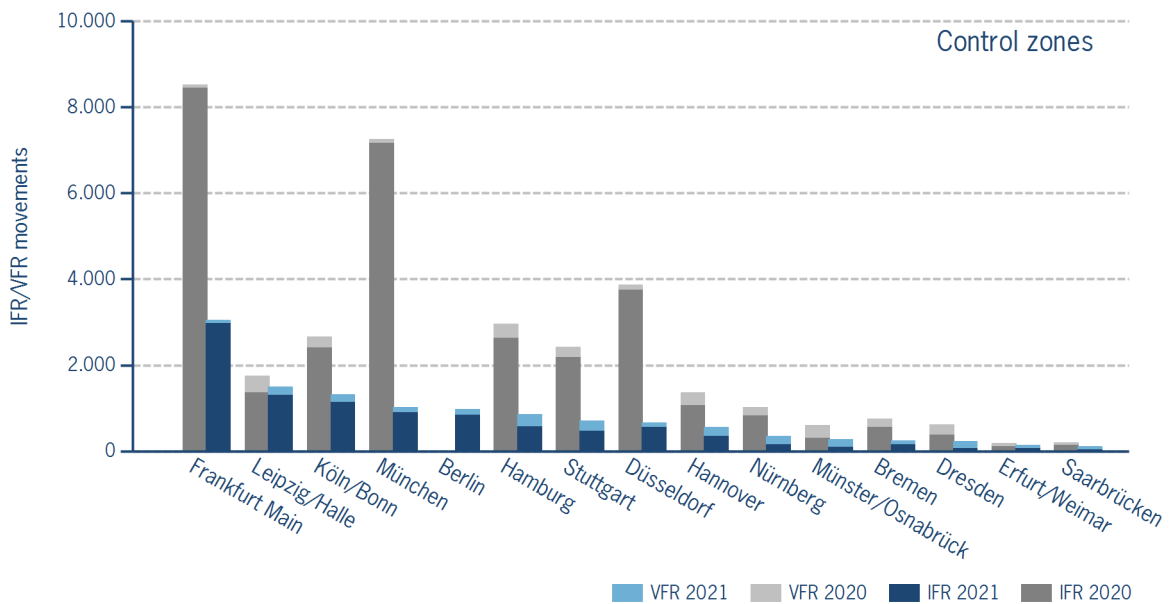
IFR/VFR flights in control zones of DFS towers

IFR/VFR movements (entries, exits, overflights and domestics) at the different control zones of international DFS towers.

	Week 10	Trend	Week 1 - 10	Trend
Berlin	978	N/A	9.327	N/A
Bremen	247	-67,1%	2.943	-53,8%
Dresden	233	-62,2%	1.850	-63,9%
Düsseldorf	671	-82,7%	6.680	-81,8%
Erfurt/Weimar	143	-25,9%	1.244	-19,0%
Frankfurt Main	3.049	-64,2%	30.087	-64,4%
Hamburg	858	-71,0%	8.227	-69,5%
Hannover	556	-59,1%	5.619	-56,1%
Köln/Bonn	1.317	-50,4%	13.480	-45,2%
Leipzig/Halle	1.495	-15,0%	13.648	-7,2%
München	1.026	-85,9%	10.456	-85,2%
Münster/Osnabrück	272	-54,7%	3.825	-24,3%
Nürnberg	356	-65,0%	3.633	-62,2%
Saarbrücken	107	-46,5%	1.095	-37,9%
Stuttgart	713	-70,6%	7.139	-68,8%

Additional information:

Münster reported no glider movements for the current week, i.e. 208 glider movements for the cumulated year.



IFR flights at regional German airports - in detail

IFR events (take-offs and landings) at the different regional towers in the Federal Republic of Germany with control zone and barely any PPR.

	2021	2020	Trend
Week 10	1.260	2.632	-52,1%
Cumulated Weeks	13.862	25.293	-45,2%

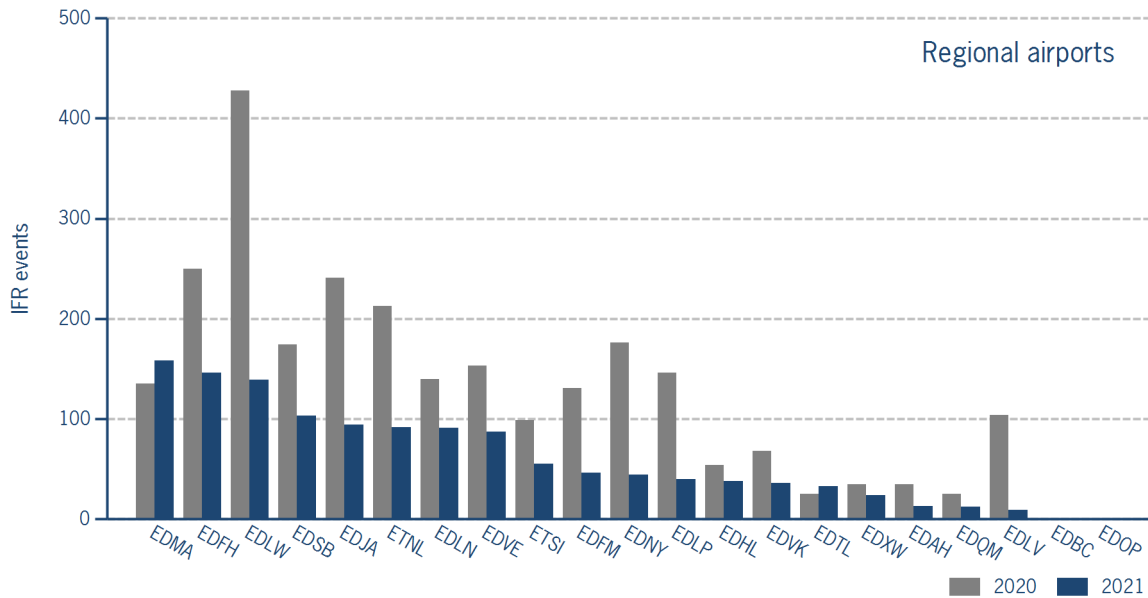
	Week 10	Trend	Week 1 - 10	Trend
EDAH Heringsdorf	13	-62,9%	60	-65,9%
EDBC Magdeburg/Cochstedt	0	N/A	0	N/A
EDFH Frankfurt-Hahn	146	-41,6%	1.651	-33,5%
EDFM Mannheim City	46	-64,9%	716	-35,3%
EDHL Lübeck-Blankensee	38	-29,6%	383	12,3%
EDJA Memmingen	94	-61,0%	1.025	-60,4%
EDLN Mönchengladbach	91	-35,0%	1.243	19,1%
EDLP Paderborn/Lippstadt	40	-72,6%	699	-55,8%
EDLV Niederrhein	9	-91,3%	180	-83,5%
EDLW Dortmund	139	-67,5%	1.656	-60,9%
EDMA Augsburg	158	17,0%	1.273	12,3%
EDNY Friedrichshafen	44	-75,0%	474	-73,2%
EDOP Schwerin-Parchim	0	OLC*	0	OLC*
EDQM Hof-Plauen	12	-52,0%	170	-26,1%
EDSB Karlsruhe/Baden-Baden	103	-40,8%	1.206	-33,3%
EDTL Lahr	33	32,0%	216	-6,9%
EDVE Braunschweig-Wolfsburg	87	-43,1%	800	-48,8%
EDVK Kassel-Calden	36	-47,1%	497	-21,0%
EDXW Sylt	24	-31,4%	245	-53,6%
ETNL Laage	92	-56,8%	973	-46,4%
ETSI Ingolstadt/Manching	55	-44,4%	395	-57,8%

*The value is of limited conclusiveness (OLC).

Please note: The airport Magdeburg-Cochstedt (EDBC) is currently closed.

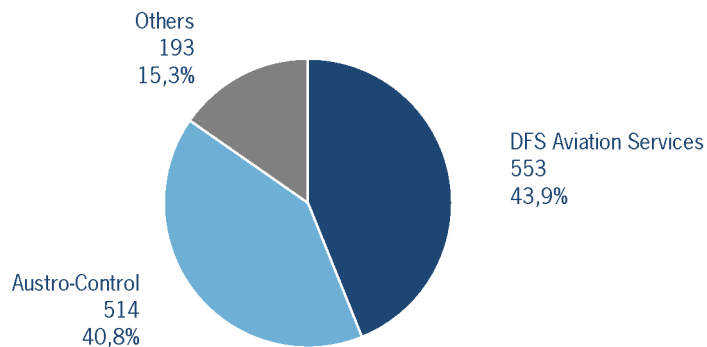
IFR flights at regional German airports - in detail

IFR events (take-offs and landings) at the different regional towers in the Federal Republic of Germany with control zone and barely any PPR.



IFR flights at regional German airports - air traffic service providers

Percentage of IFR events (take-offs and landings) at the regional towers in the Federal Republic of Germany differentiated between DFS Aviation Services, Austro Control and other providers.



- DFS Aviation Services: Dortmund (EDLW), Friedrichshafen (EDNY), Karlsruhe/Baden-Baden (EDSB), Lahr (EDTL), Magdeburg/Cochstedt (EDBC), Memmingen (EDJA), Mönchengladbach (EDLN), Niederrhein (EDLV), Paderborn/Lippstadt (EDLP)
- Austro Control: Augsburg (EDMA), Braunschweig-Wolfsburg (EDVE), Frankfurt-Hahn (EDFH), Heringsdorf (EDAH), Hof-Plauen (EDQM), Kassel-Calden (EDVK), Lübeck-Blankensee (EDHL), Schwerin-Parchim (EDOP), Sylt (EDXW)
- Others: Ingolstadt/Manching (ETSI), Laage (ETNL), Mannheim City (EDFM)



ATFM Arrival Delay

(Data Source: NM statistics, DFS LIZ)

ATFM Arrival Delay with reference to the relevant airport, in minutes per IFR arrival.

ATFM Arrival Delay:

sum of all arrival ATFM delay divided by the sum of all inbound flights for the particular traffic volume

Airports		ATC Delay [min/arrival]	non ATC Delay [min/arrival]	
	All Airports	0	0,0255	
EDDP	Leipzig/Halle	0	0,1850	

Please note: The ATFM delay data are provided by NM statistics. Due to internal distribution of the ATFM delay, data are modified by OX/OP. The inbound flight information is based on LIZ statistics.

All Airports means all international German airports: Berlin-Brandenburg (EDDB), Bremen (EDDW), Dresden (EDDC), Düsseldorf (EDDL), Erfurt/Weimar (EDDE), Frankfurt/Main (EDDF), Hamburg (EDDH), Hannover (EDDV), Köln/Bonn (EDDK), Leipzig/Halle (EDDP), München (EDDM), Münster/Osnabrück (EDDG), Nürnberg (EDDN), Saarbrücken (EDDR), Stuttgart (EDDS)