



LIZ Bulletin

DFS Situation and Information Centre

Week 9

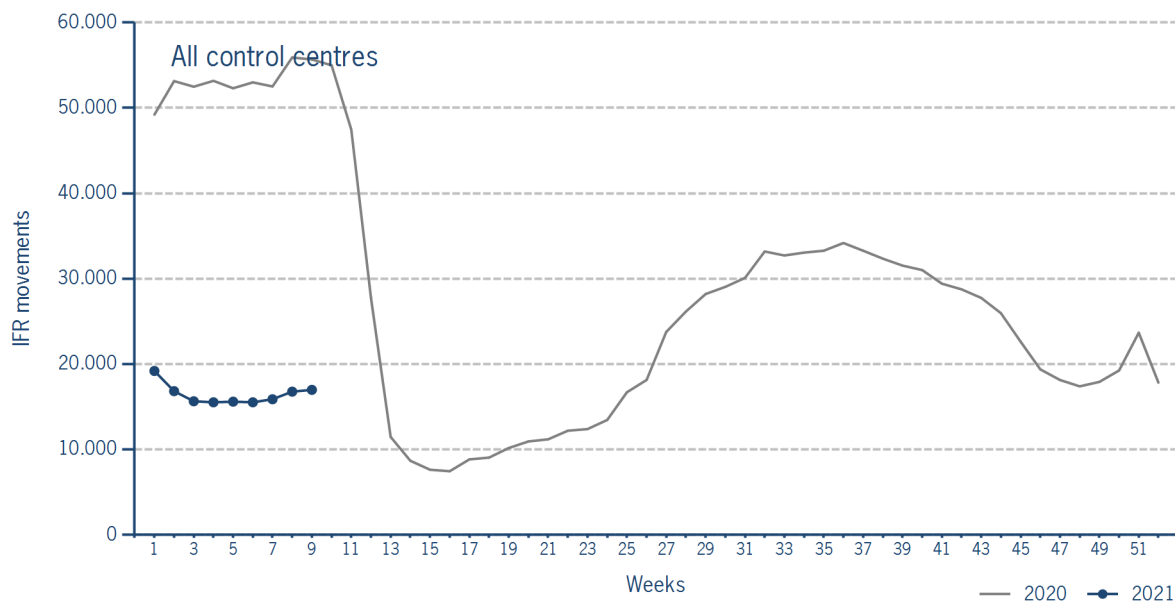
1 MAR 2021 - 7 MAR 2021

Version 10.03.2021

IFR flights in the Federal Republic of Germany

IFR movements (entries, exits, overflights and domestics) in all control sectors with a German designator.

	2021	2020	Trend
Week 9	16.970	55.675	-69,5%
Cumulated Weeks	147.843	477.409	-69,0%

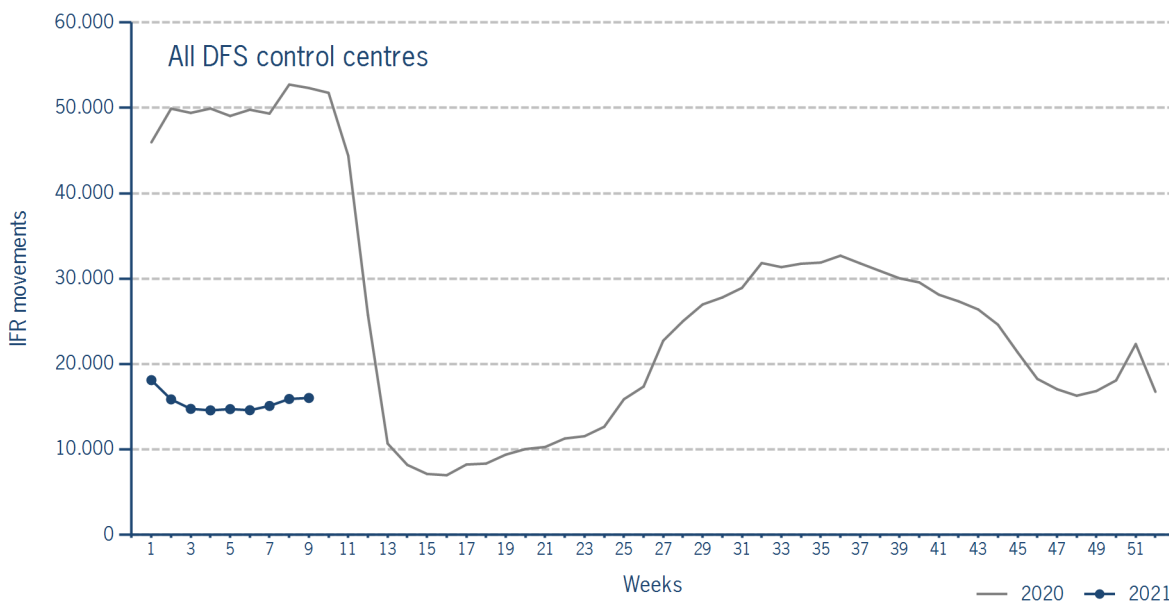


Please note: This count covers the traffic in the area build by all control sectors with a German designator („ED“), regardless of the service provider, including civil and military traffic in sectors controlled by DFS and Maastricht UAC (Maastricht-Hannover sectors). The area counted is composed of modular control sectors designed for ATC purposes with partly cross border structures and is therefore not identical to the political border of the Federal Republic of Germany or the national Flight Information Region (FIR).

IFR flights controlled by DFS

IFR movements (entries, exits, overflights and domestics) in control sectors controlled by DFS.

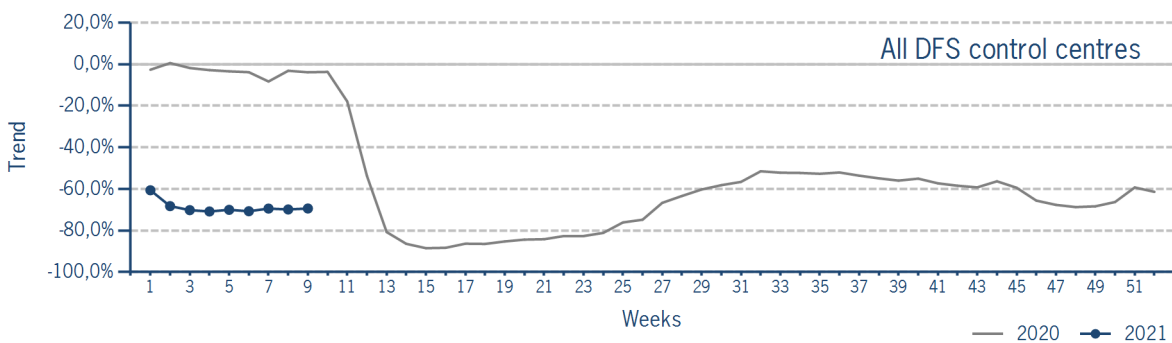
	2021	2020	Trend
Week 9	16.021	52.331	-69,4%
Cumulated Weeks	139.582	448.469	-68,9%



Please note: This count covers the traffic in the area build by control sectors of DFS control centres, including civil and military traffic. Traffic in Maastricht UAC (Maastricht-Hannover sectors) is not counted.

IFR flights controlled by DFS - trend

Trend in the number of IFR movements (entries, exits, overflights and domestics) in control sectors controlled by DFS.

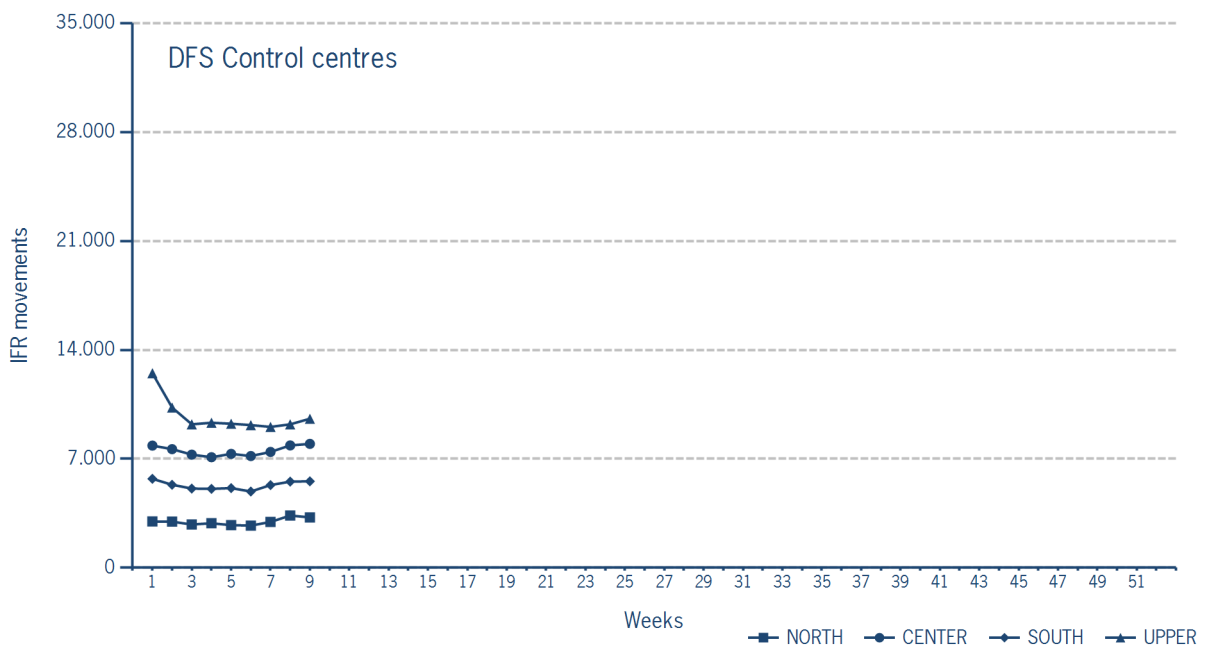


IFR flights controlled by DFS - in detail

IFR movements (entries, exits, overflights and domestics) controlled by DFS at the different control centres.

	NORTH	CENTER	SOUTH	UPPER
Week 9	3.237	7.961	5.555	9.577
Trend	-71,8%	-64,7%	-72,3%	-70,0%
Cumulated Weeks	26.551	67.610	47.632	87.605
Trend	-72,0%	-64,5%	-72,3%	-68,1%

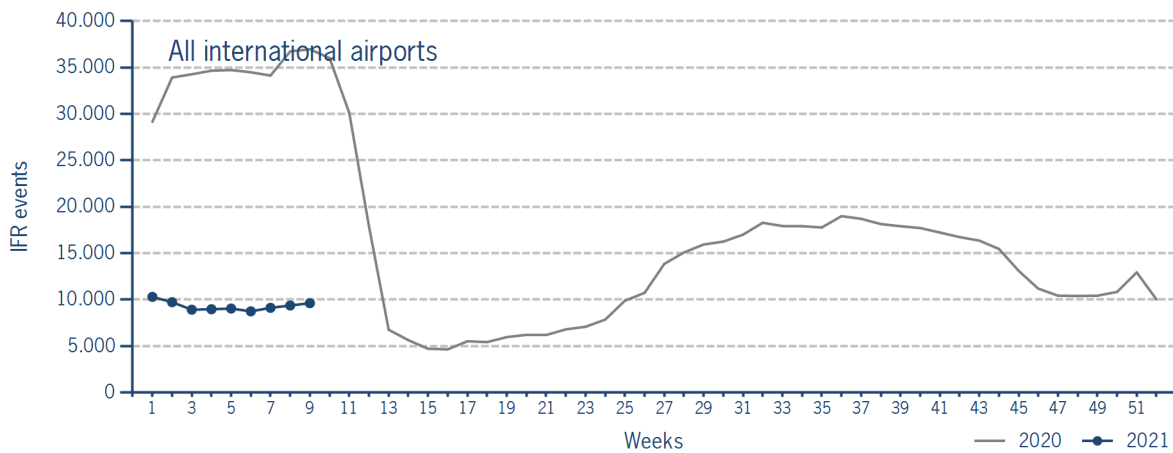
Please note: The trend numbers compare counts of the airspaces in their current configuration to the count of the same airspace in 2020.



IFR flights at international German airports

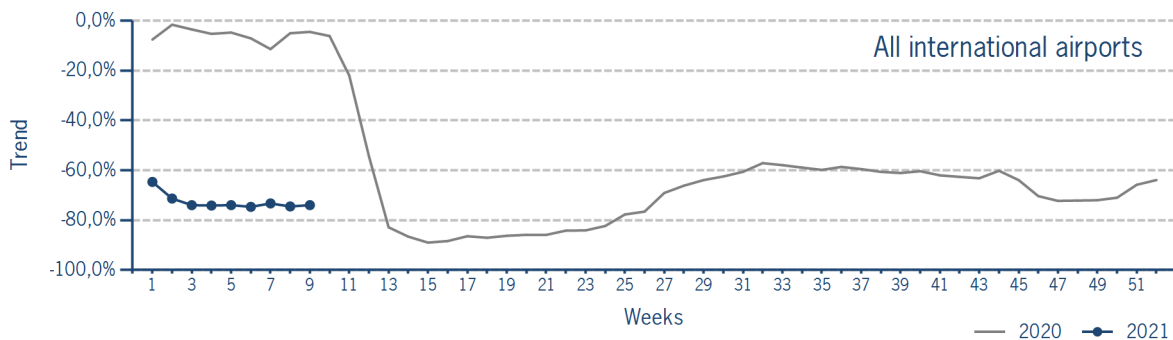
IFR events (take-offs and landings) at the international DFS towers in the Federal Republic of Germany.

	2021	2020	Trend
Week 9	9.629	36.957	-73,9%
Cumulated Weeks	83.873	309.018	-72,9%



IFR flights at international German airports - trend

Trend in the number of IFR events (take-offs and landings) at the international DFS towers in the Federal Republic of Germany.



IFR flights at international German airports - airport category

IFR events (take-offs and landings) at the international DFS towers in the Federal Republic of Germany differentiated by Hub Gateways (HUB), International Access Airports 1 (IAA1) and International Access Airports 2 (IAA2).

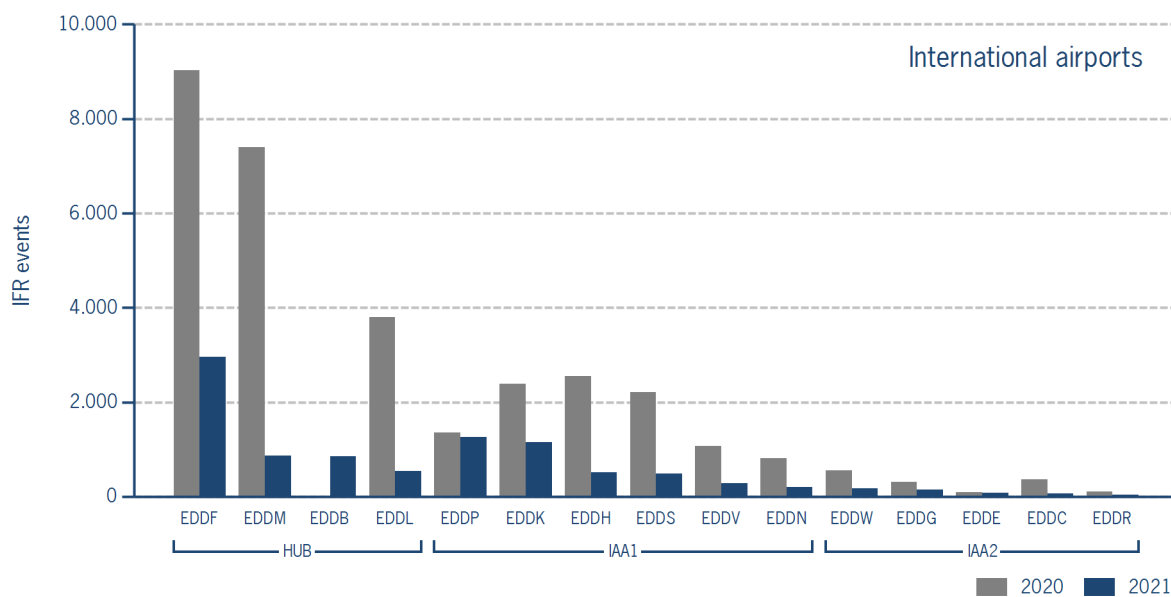
	HUB	IAA1	IAA2
Week 9	5.222	3.897	510
Trend*	-74,2%	-74,5%	-64,1%
Cumulated Weeks	46.740	33.403	3.730
Trend*	-72,5%	-73,8%	-68,4%

*Please note: Berlin-Schönefeld used to be listed as IAA1. Berlin-Brandenburg is listed as a HUB.

IFR flights at international German airports - in detail

IFR events (take-offs and landings) at the different international DFS towers in the Federal Republic of Germany.

		Week 9	Trend	Week 1 - 9	Trend
HUB					
EDDB	Berlin-Brandenburg	849	N/A	7.296	N/A
EDDF	Frankfurt/Main	2.961	-67,2%	25.973	-65,5%
EDDL	Düsseldorf	545	-85,7%	4.859	-84,8%
EDDM	München	867	-88,3%	8.612	-86,2%
IAA1					
EDDH	Hamburg	517	-79,7%	4.432	-79,1%
EDDK	Köln/Bonn	1.147	-52,0%	9.971	-50,9%
EDDN	Nürnberg	207	-74,3%	1.682	-76,3%
EDDP	Leipzig/Halle	1.266	-6,6%	10.782	-6,0%
EDDS	Stuttgart	482	-78,2%	4.209	-77,2%
EDDV	Hannover	278	-74,2%	2.327	-73,4%
IAA2					
EDDC	Dresden	70	-80,9%	475	-84,7%
EDDE	Erfurt/Weimar	75	-12,8%	472	-21,6%
EDDG	Münster/Osnabrück	150	-51,6%	1.088	-59,8%
EDDR	Saarbrücken	39	-63,6%	375	-64,2%
EDDW	Bremen	176	-68,1%	1.320	-69,6%



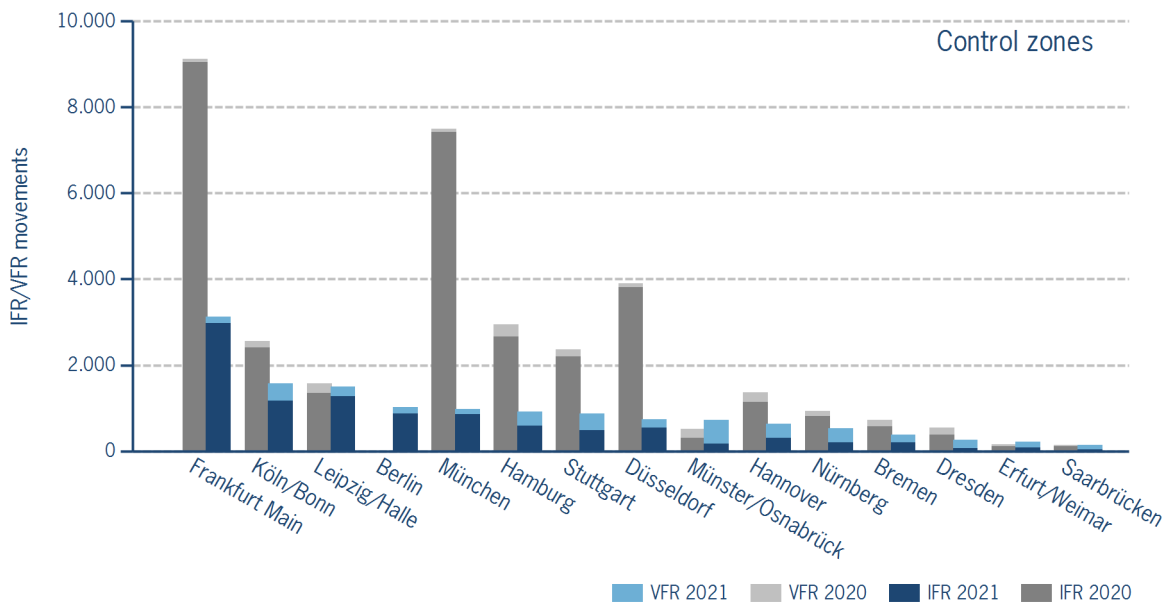
IFR/VFR flights in control zones of DFS towers

IFR/VFR movements (entries, exits, overflights and domestics) at the different control zones of international DFS towers.

	Week 9	Trend	Week 1 - 9	Trend
Berlin	1.018	N/A	8.349	N/A
Bremen	375	-48,6%	2.696	-52,1%
Dresden	266	-50,9%	1.617	-64,1%
Düsseldorf	734	-81,2%	6.009	-81,7%
Erfurt/Weimar	212	29,3%	1.101	-18,0%
Frankfurt Main	3.130	-65,7%	27.038	-64,4%
Hamburg	915	-68,9%	7.369	-69,3%
Hannover	642	-53,0%	5.063	-55,7%
Köln/Bonn	1.570	-38,7%	12.163	-44,5%
Leipzig/Halle	1.504	-4,9%	12.153	-6,1%
München	978	-87,0%	9.430	-85,1%
Münster/Osnabrück	723	40,4%	3.553	-20,2%
Nürnberg	525	-44,1%	3.277	-61,9%
Saarbrücken	145	-3,3%	988	-36,8%
Stuttgart	872	-63,2%	6.426	-68,6%

Additional information:

Münster reported no glider movements for the current week, i.e. 208 glider movements for the cumulated year.



IFR flights at regional German airports - in detail

IFR events (take-offs and landings) at the different regional towers in the Federal Republic of Germany with control zone and barely any PPR.

	2021	2020	Trend
Week 9	1.669	2.679	-37,7%
Cumulated Weeks	12.602	22.661	-44,4%

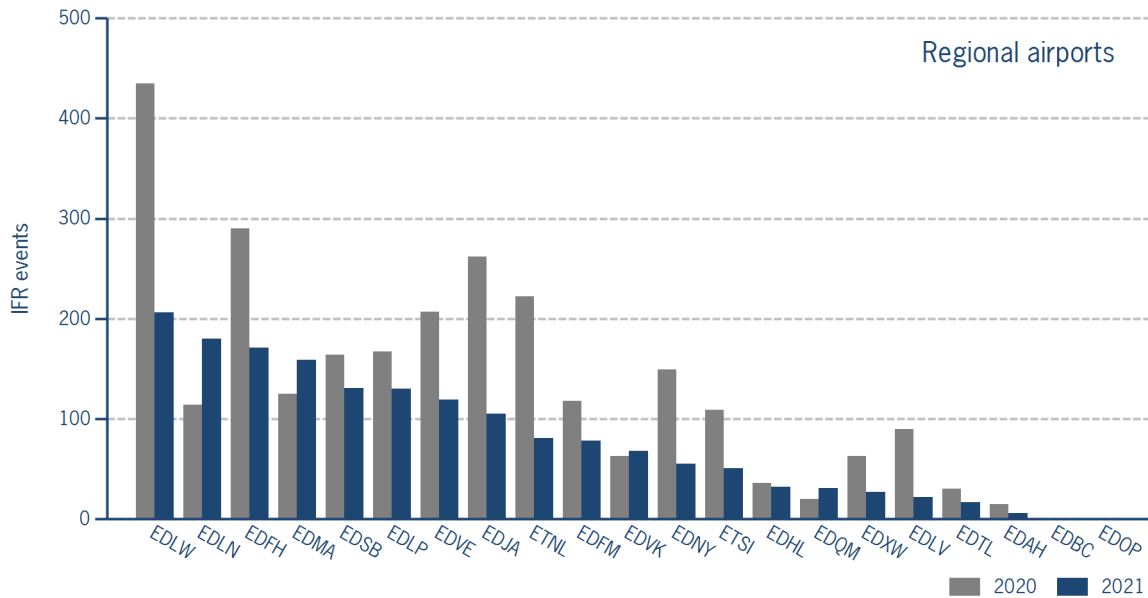
	Week 9	Trend	Week 1 - 9	Trend
EDAH Heringsdorf	6	-60,0%	47	-66,7%
EDBC Magdeburg/Cochstedt	0	N/A	0	N/A
EDFH Frankfurt-Hahn	171	-41,0%	1.505	-32,5%
EDFM Mannheim City	78	-33,9%	670	-31,4%
EDHL Lübeck-Blankensee	32	-11,1%	345	20,2%
EDJA Memmingen	105	-59,9%	931	-60,3%
EDLN Mönchengladbach	180	57,9%	1.152	27,4%
EDLP Paderborn/Lippstadt	130	-22,2%	659	-54,1%
EDLV Niederrhein	22	-75,6%	171	-82,6%
EDLW Dortmund	206	-52,6%	1.517	-60,2%
EDMA Augsburg	159	27,2%	1.115	11,6%
EDNY Friedrichshafen	55	-63,1%	430	-73,0%
EDOP Schwerin-Parchim	0	OLC*	0	OLC*
EDQM Hof-Plauen	31	55,0%	158	-22,9%
EDSB Karlsruhe/Baden-Baden	131	-20,1%	1.103	-32,5%
EDTL Lahr	17	-43,3%	183	-11,6%
EDVE Braunschweig-Wolfsburg	119	-42,5%	713	-49,4%
EDVK Kassel-Calden	68	7,9%	461	-17,8%
EDXW Sylt	27	-57,1%	221	-55,2%
ETNL Laage	81	-63,5%	881	-45,0%
ETSI Ingolstadt/Manching	51	-53,2%	340	-59,4%

*The value is of limited conclusiveness (OLC).

Please note: The airport Magdeburg-Cochstedt (EDBC) is currently closed.

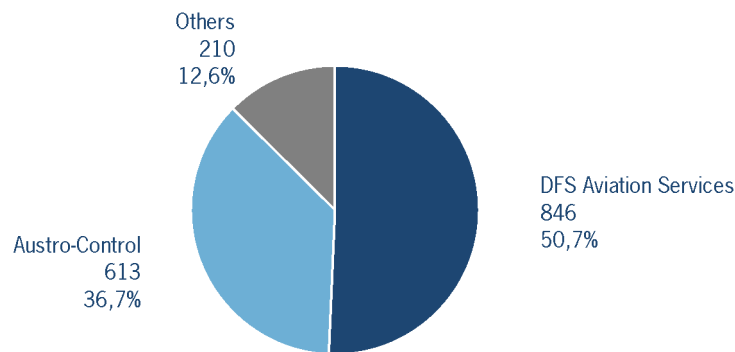
IFR flights at regional German airports - in detail

IFR events (take-offs and landings) at the different regional towers in the Federal Republic of Germany with control zone and barely any PPR.



IFR flights at regional German airports - air traffic service providers

Percentage of IFR events (take-offs and landings) at the regional towers in the Federal Republic of Germany differentiated between DFS Aviation Services, Austro Control and other providers.



- DFS Aviation Services: Dortmund (EDLW), Friedrichshafen (EDNY), Karlsruhe/Baden-Baden (EDSB), Lahr (EDTL), Magdeburg/Cochstedt (EDBC), Memmingen (EDJA), Mönchengladbach (EDLN), Niederrhein (EDLV), Paderborn/Lippstadt (EDLP)
- Austro Control: Augsburg (EDMA), Braunschweig-Wolfsburg (EDVE), Frankfurt-Hahn (EDFH), Heringsdorf (EDAH), Hof-Plauen (EDQM), Kassel-Calden (EDVK), Lübeck-Blankensee (EDHL), Schwerin-Parchim (EDOP), Sylt (EDXW)
- Others: Ingolstadt/Manching (ETSI), Laage (ETNL), Mannheim City (EDFM)

ATFM Arrival Delay

(Data Source: NM statistics, DFS LIZ)

ATFM Arrival Delay with reference to the relevant airport, in minutes per IFR arrival.

ATFM Arrival Delay:

sum of all arrival ATFM delay divided by the sum of all inbound flights for the particular traffic volume

There was no ATFM Arrival Delay for the German airports in the current week.

Please note: The ATFM delay data are provided by NM statistics. Due to internal distribution of the ATFM delay, data are modified by OX/OP. The inbound flight information is based on LIZ statistics.

All Airports means all international German airports: Berlin-Brandenburg (EDDB), Bremen (EDDW), Dresden (EDDC), Düsseldorf (EDDL), Erfurt/Weimar (EDDE), Frankfurt/Main (EDDF), Hamburg (EDDH), Hannover (EDDV), Köln/Bonn (EDDK), Leipzig/Halle (EDDP), München (EDDM), Münster/Osnabrück (EDDG), Nürnberg (EDDN), Saarbrücken (EDDR), Stuttgart (EDDS)