



LIZ Bulletin

DFS Situation and Information Centre

Week 9

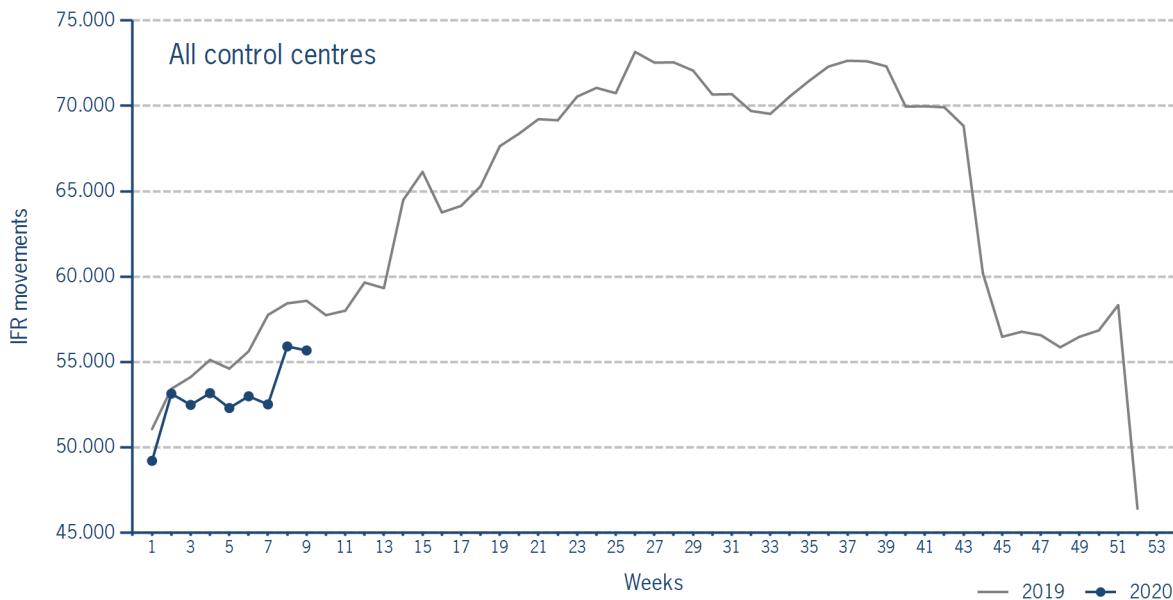
24 FEB 2020 - 1 MAR 2020

Version 04.03.2020

IFR flights in the Federal Republic of Germany

IFR movements (entries, exits, overflights and domestics) in all control sectors with a German designator.

	2020	2019	Trend
Week 9	55.675	58.585	-5,0%
Cumulated Weeks	477.409	498.745	-4,3%

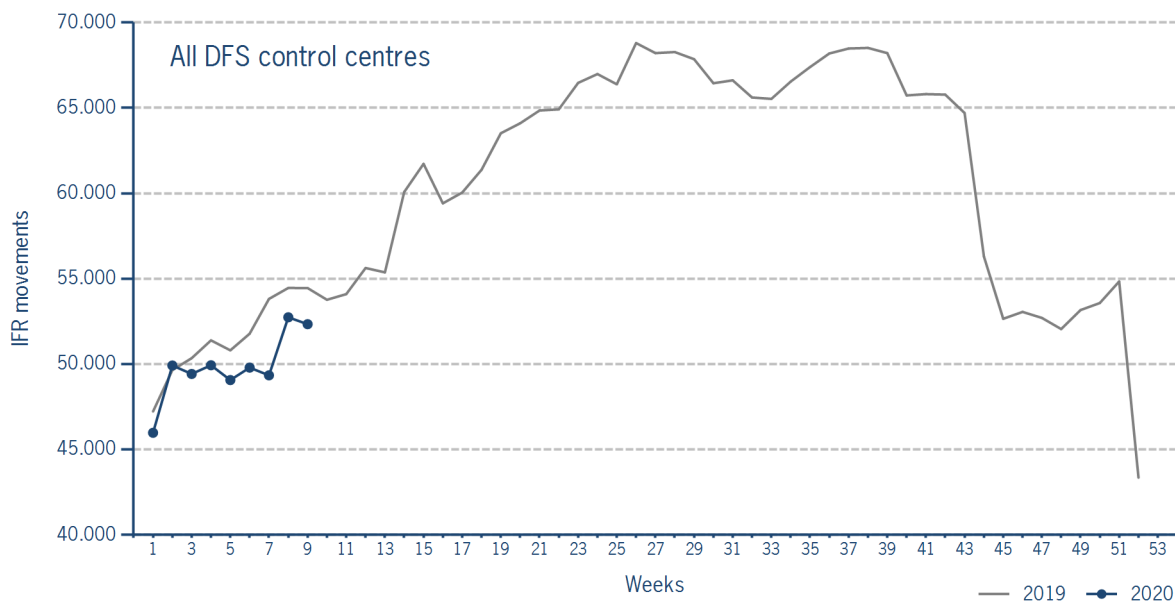


Please note: This count covers the traffic in the area build by all control sectors with a German designator („ED“), regardless of the service provider, including civil and military traffic in sectors controlled by DFS and Maastricht UAC (Maastricht-Hannover sectors). The area counted is composed of modular control sectors designed for ATC purposes with partly cross border structures and is therefore not identical to the political border of the Federal Republic of Germany or the national Flight Information Region (FIR).

IFR flights controlled by DFS

IFR movements (entries, exits, overflights and domestics) in control sectors controlled by DFS.

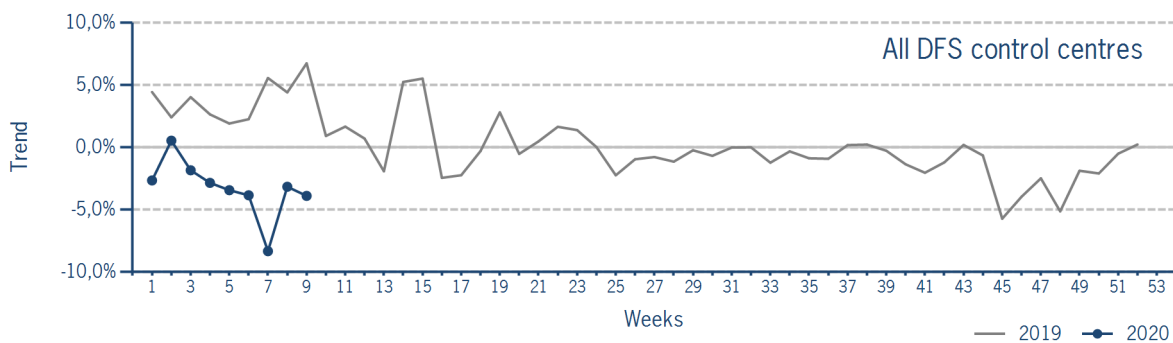
	2020	2019	Trend
Week 9	52.331	54.447	-3,9%
Cumulated Weeks	448.469	463.876	-3,3%



Please note: This count covers the traffic in the area build by control sectors of DFS control centres, including civil and military traffic. Traffic in Maastricht UAC (Maastricht-Hannover sectors) is not counted.

IFR flights controlled by DFS - trend

Trend in the number of IFR movements (entries, exits, overflights and domestics) in control sectors controlled by DFS.

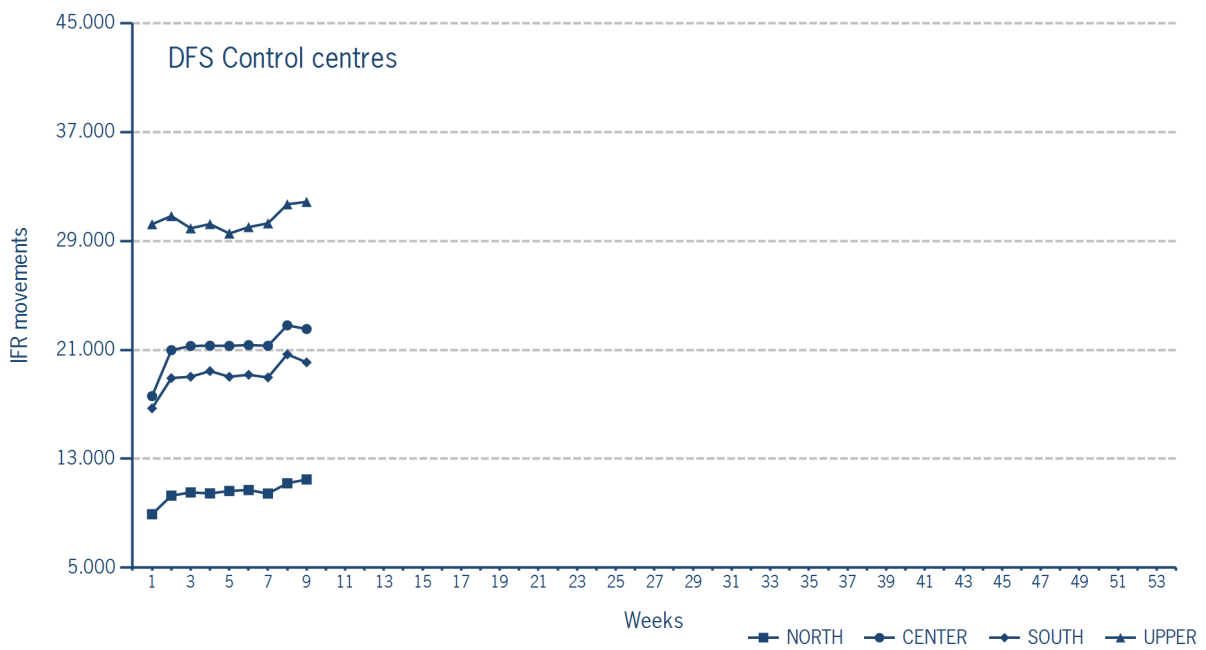


IFR flights controlled by DFS - in detail

IFR movements (entries, exits, overflights and domestics) controlled by DFS at the different control centres.

	NORTH	CENTER	SOUTH	UPPER
Week 9	11.482	22.535	20.085	31.873
Trend	-6,3%	-4,9%	-6,8%	-1,3%
Cumulated Weeks	94.700	190.478	172.044	274.682
Trend	-8,3%	-4,5%	-3,8%	-2,5%

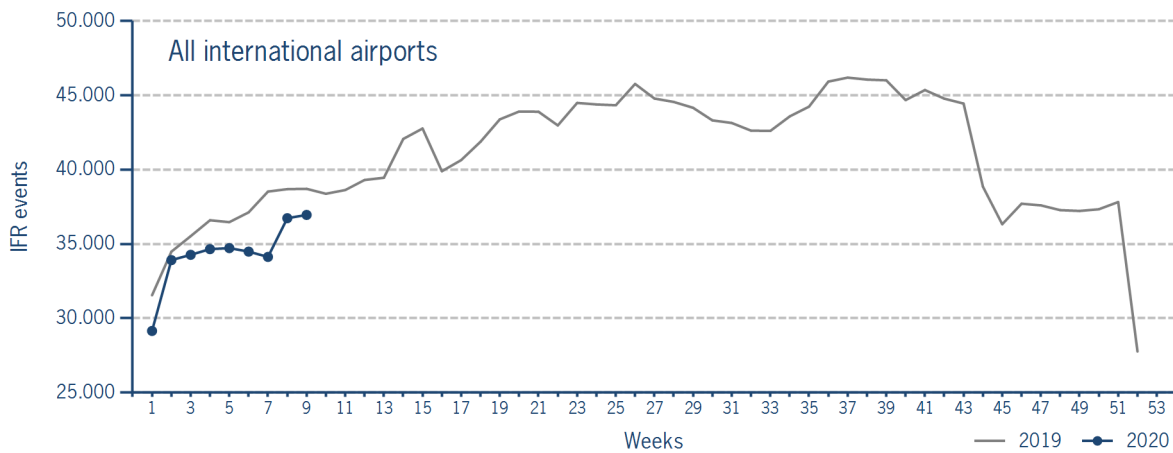
Please note: The trend numbers compare counts of the airspaces in their current configuration to the count of the same airspace in 2019.



IFR flights at international German airports

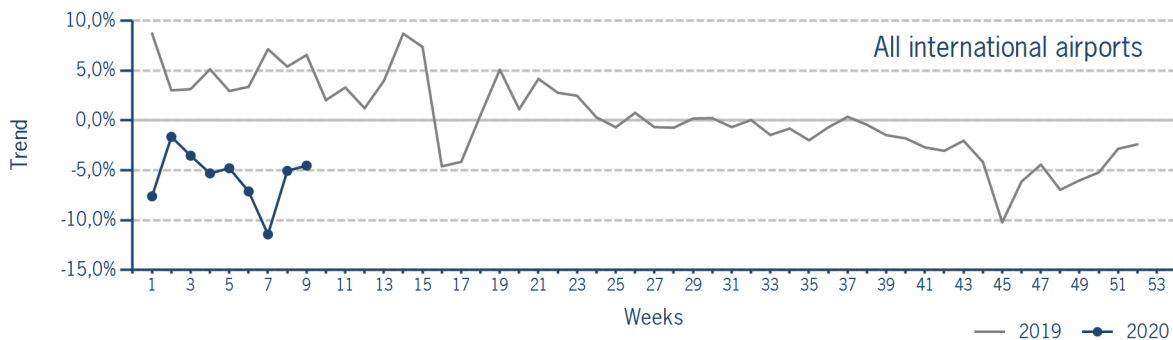
IFR events (take-offs and landings) at the international DFS towers in the Federal Republic of Germany.

	2020	2019	Trend
Week 9	36.957	38.709	-4,5%
Cumulated Weeks	309.018	327.674	-5,7%



IFR flights at international German airports - trend

Trend in the number of IFR events (take-offs and landings) at the international DFS towers in the Federal Republic of Germany.



IFR flights at international German airports - airport category

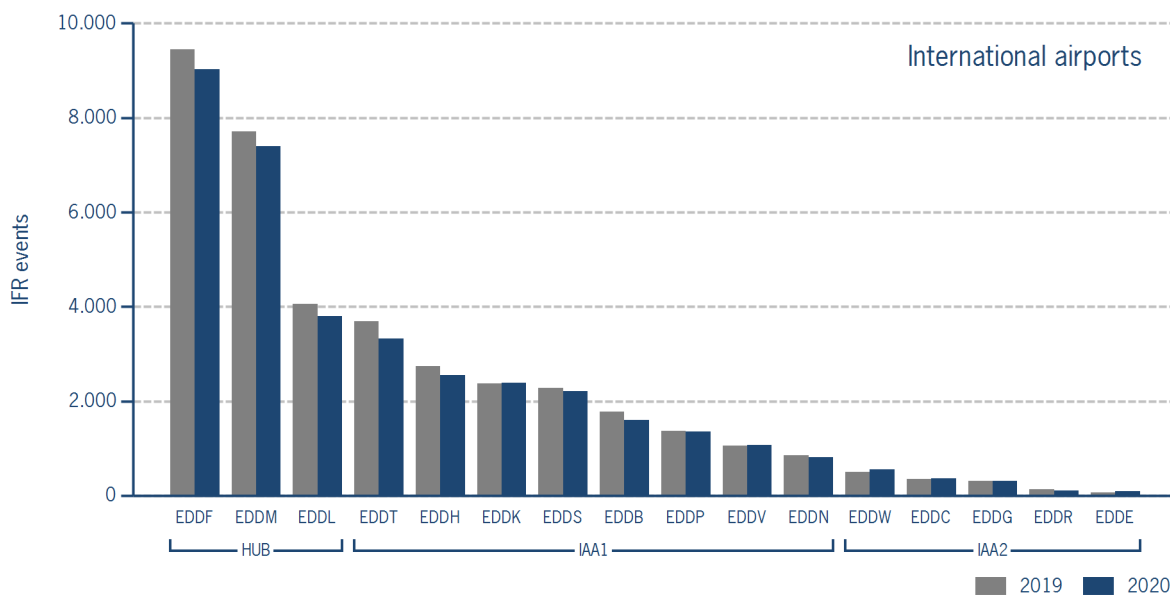
IFR events (take-offs and landings) at the international DFS towers in the Federal Republic of Germany differentiated by Hub Gateways (HUB), International Access Airports 1 (IAA1) and International Access Airports 2 (IAA2).

	HUB	IAA1	IAA2
Week 9	20.230	15.306	1.421
Trend	-4,6%	-5,1%	4,5%
Cumulated Weeks	169.659	127.544	11.815
Trend	-5,3%	-6,6%	-0,8%

IFR flights at international German airports - in detail

IFR events (take-offs and landings) at the different international DFS towers in the Federal Republic of Germany.

		Week 9	Trend	Week 1 - 9	Trend
HUB					
EDDF	Frankfurt/Main	9.026	-4,5%	75.210	-5,2%
EDDL	Düsseldorf	3.800	-6,4%	31.945	-8,3%
EDDM	München	7.404	-3,9%	62.504	-3,8%
IAA1					
EDDB	Berlin-Schönefeld	1.594	-10,4%	12.966	-13,7%
EDDH	Hamburg	2.551	-7,1%	21.159	-7,1%
EDDK	Köln/Bonn	2.390	0,5%	20.305	-0,4%
EDDN	Nürnberg	806	-5,0%	7.108	-5,2%
EDDP	Leipzig/Halle	1.355	-0,7%	11.467	-4,0%
EDDS	Stuttgart	2.206	-3,2%	18.438	-1,1%
EDDT	Berlin-Tegel	3.327	-9,7%	27.352	-13,1%
EDDV	Hannover	1.077	2,2%	8.749	-1,6%
IAA2					
EDDC	Dresden	367	4,6%	3.112	-1,2%
EDDE	Erfurt/Weimar	86	30,3%	602	-6,8%
EDDG	Münster/Osnabrück	310	0,0%	2.707	3,9%
EDDR	Saarbrücken	107	-18,9%	1.048	-14,9%
EDDW	Bremen	551	10,0%	4.346	1,6%



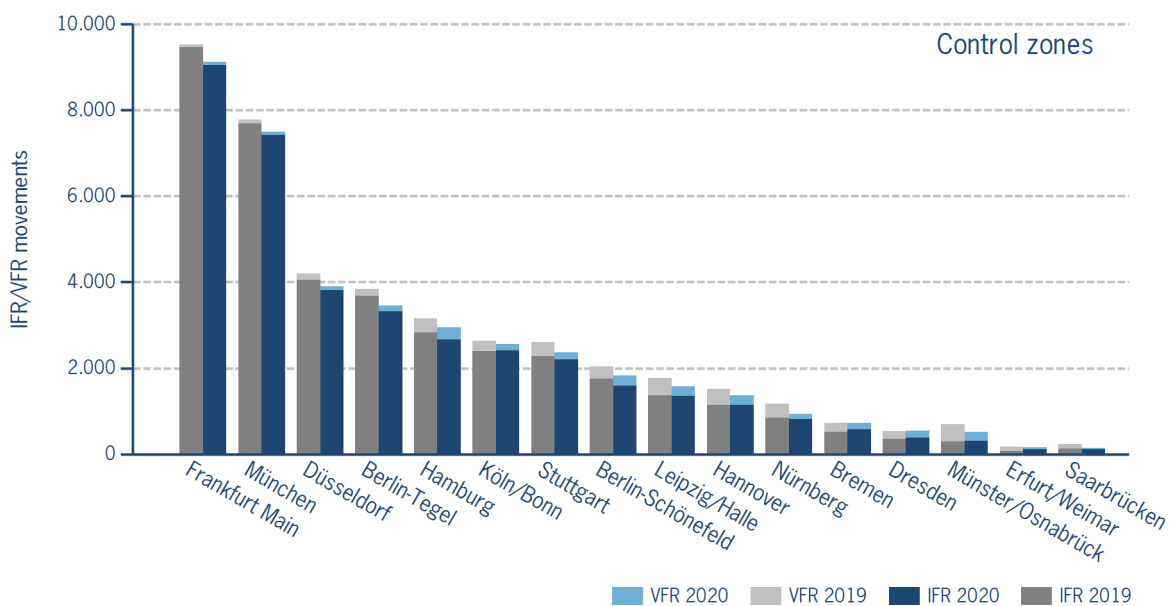
IFR/VFR flights in control zones of DFS towers

IFR/VFR movements (entries, exits, overflights and domestics) at the different control zones of international DFS towers.

	Week 9	Trend	Week 1 - 9	Trend
Berlin-Schönefeld	1.831	-10,4%	14.672	-12,7%
Berlin-Tegel	3.461	-9,9%	28.492	-12,5%
Bremen	729	0,6%	5.624	-3,3%
Dresden	542	2,5%	4.504	1,0%
Düsseldorf	3.909	-7,0%	32.881	-8,0%
Erfurt/Weimar	164	-4,1%	1.342	-6,9%
Frankfurt Main	9.118	-4,4%	75.925	-5,2%
Hamburg	2.943	-6,9%	24.016	-7,2%
Hannover	1.366	-9,5%	11.427	-2,4%
Köln/Bonn	2.563	-2,7%	21.929	-1,2%
Leipzig/Halle	1.582	-10,5%	12.947	-5,3%
München	7.505	-3,5%	63.325	-3,8%
Münster/Osnabrück	515	-25,8%	4.453	-6,1%
Nürnberg	939	-20,2%	8.591	-6,8%
Saarbrücken	150	-36,7%	1.564	-17,9%
Stuttgart	2.372	-9,0%	20.446	-0,8%

Additional information:

Münster reported no glider movements for the current week, i.e. no glider movements for the cumulated year.



IFR flights at regional German airports - in detail

IFR events (take-offs and landings) at the different regional towers in the Federal Republic of Germany with control zone and barely any PPR.

	2020	2019	Trend
Week 9	2.679	2.941	-8,9%
Cumulated Weeks	22.661	24.329	-6,9%

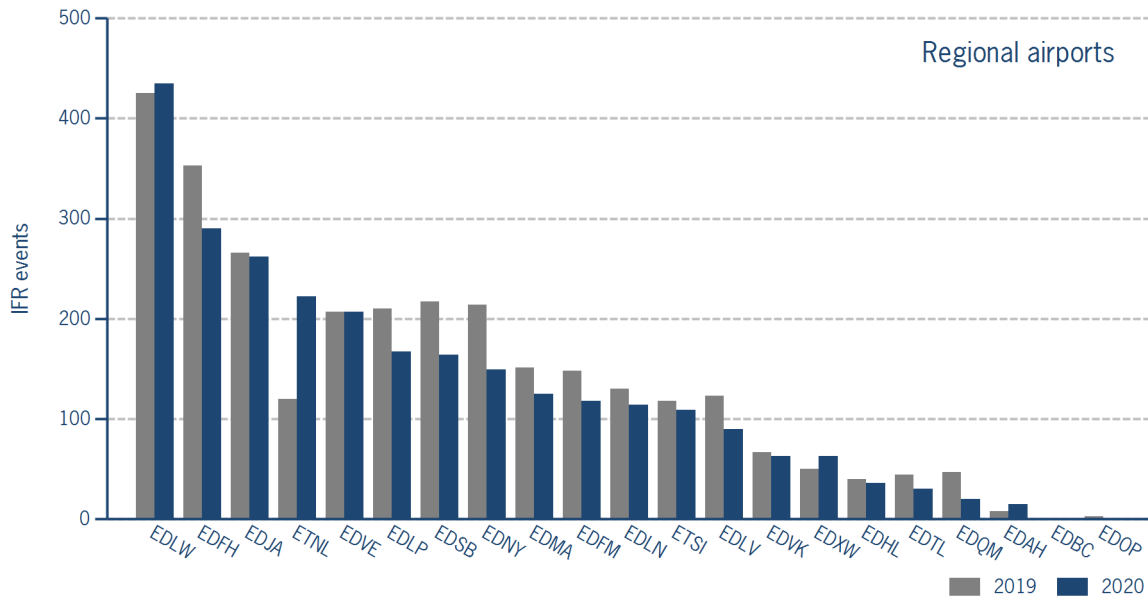
	Week 9	Trend	Week 1 - 9	Trend
EDAH Heringsdorf	15	87,5%	141	46,9%
EDBC Magdeburg/Cochstedt	0	N/A	0	-100,0%
EDFH Frankfurt-Hahn	290	-17,8%	2.231	-22,1%
EDFM Mannheim City	118	-20,3%	976	-4,9%
EDHL Lübeck-Blankensee	36	-10,0%	287	-30,3%
EDJA Memmingen	262	-1,5%	2.348	2,9%
EDLN Mönchengladbach	114	-12,3%	904	-11,6%
EDLP Paderborn/Lippstadt	167	-20,5%	1.437	-22,8%
EDLV Niederrhein	90	-26,8%	984	-20,4%
EDLW Dortmund	435	2,4%	3.811	2,8%
EDMA Augsburg	125	-17,2%	999	10,0%
EDNY Friedrichshafen	149	-30,4%	1.592	-3,4%
EDOP Schwerin-Parchim	0	-100,0%	0	-100,0%
EDQM Hof-Plauen	20	-57,4%	205	-8,9%
EDSB Karlsruhe/Baden-Baden	164	-24,4%	1.635	-1,8%
EDTL Lahr	30	-31,8%	207	-13,8%
EDVE Braunschweig-Wolfsburg	207	0,0%	1.410	-6,2%
EDVK Kassel-Calden	63	-6,0%	561	-6,0%
EDXW Sylt	63	26,0%	493	-11,2%
ETNL Laage	222	85,0%	1.603	3,2%
ETSI Ingolstadt/Manching	109	-7,6%	837	-7,9%

*The value is of limited conclusiveness (OLC).

Please note: The airport Magdeburg-Cochstedt (EDBC) is currently closed and the airport Sylt (EDXW) is now assigned to Austro Control.

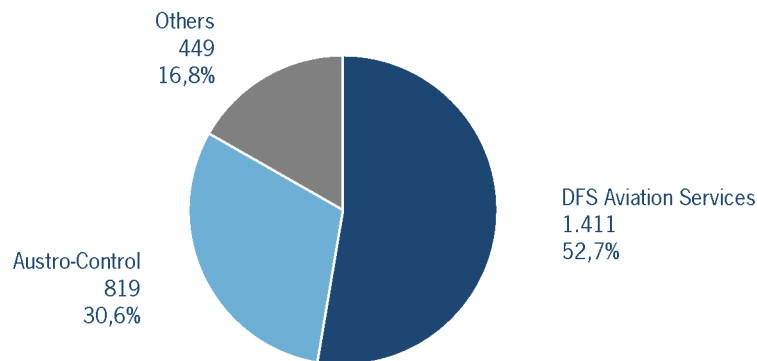
IFR flights at regional German airports - in detail

IFR events (take-offs and landings) at the different regional towers in the Federal Republic of Germany with control zone and barely any PPR.



IFR flights at regional German airports - air traffic service providers

Percentage of IFR events (take-offs and landings) at the regional towers in the Federal Republic of Germany differentiated between DFS Aviation Services, Austro Control and other providers.



- DFS Aviation Services: Dortmund (EDLW), Friedrichshafen (EDNY), Karlsruhe/Baden-Baden (EDSB), Lahr (EDTL), Magdeburg/Cochstedt (EDBC), Memmingen (EDJA), Mönchengladbach (EDLN), Niederrhein (EDLV), Paderborn/Lippstadt (EDLP)
- Austro Control: Augsburg (EDMA), Braunschweig-Wolfsburg (EDVE), Frankfurt-Hahn (EDFH), Heringsdorf (EDAH), Hof-Plauen (EDQM), Kassel-Calden (EDVK), Lübeck-Blankensee (EDHL), Schwerin-Parchim (EDOP), Sylt (EDXW)
- Others: Ingolstadt/Manching (ETSI), Laage (ETNL), Mannheim City (EDFM)

ATFM Arrival Delay

(Data Source: NM statistics, DFS LIZ)

ATFM Arrival Delay with reference to the relevant airport, in minutes per IFR arrival.

ATFM Arrival Delay:

sum of all arrival ATFM delay divided by the sum of all inbound flights for the particular traffic volume

Airports		ATC Delay [min/arrival]	non ATC Delay [min/arrival]	
	All Airports	0	0,2633	
EDDP	Leipzig/Halle	0	1,2971	
EDDM	München	0	0,7707	
EDDL	Düsseldorf	0	0,4258	
EDDF	Frankfurt/Main	0	0,0704	

Please note: The ATFM delay data are provided by NM statistics. Due to internal distribution of the ATFM delay, data are modified by CC/FC and TWR/M. The inbound flight information is based on LIZ statistics.

All Airports means all international German airports: Berlin-Schönefeld (EDDB), Berlin-Tegel (EDDT), Bremen (EDDW), Dresden (EDDC), Düsseldorf (EDDL), Erfurt/Weimar (EDDE), Frankfurt/Main (EDDF), Hamburg (EDDH), Hannover (EDDV), Köln/Bonn (EDDK), Leipzig/Halle (EDDP), München (EDDM), Münster/Osnabrück (EDDG), Nürnberg (EDDN), Saarbrücken (EDDR), Stuttgart (EDDS)