



LIZ Bulletin

DFS Situation and Information Centre

Week 8

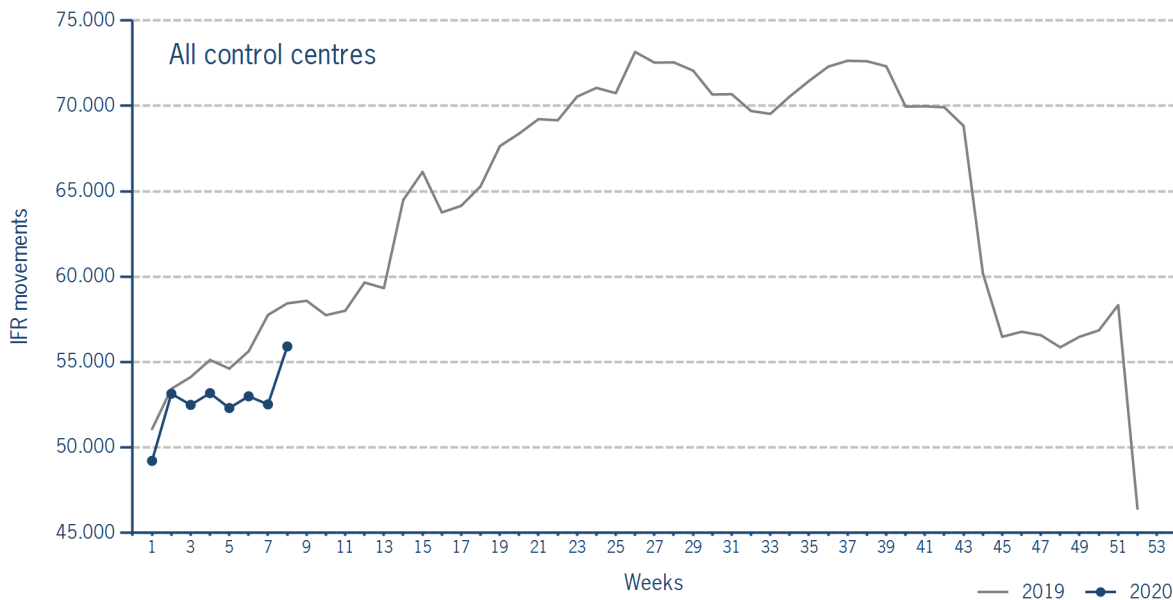
17 FEB 2020 - 23 FEB 2020

Version 26.02.2020

IFR flights in the Federal Republic of Germany

IFR movements (entries, exits, overflights and domestics) in all control sectors with a German designator.

	2020	2019	Trend
Week 8	55.909	58.435	-4,3%
Cumulated Weeks	421.734	440.160	-4,2%

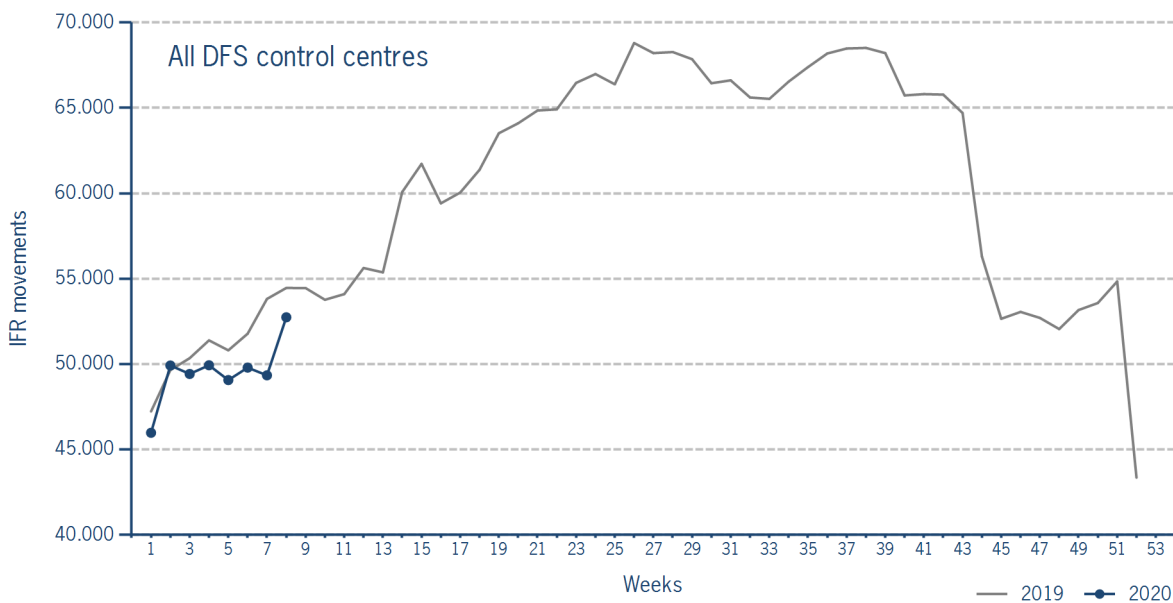


Please note: This count covers the traffic in the area build by all control sectors with a German designator („ED“), regardless of the service provider, including civil and military traffic in sectors controlled by DFS and Maastricht UAC (Maastricht-Hannover sectors). The area counted is composed of modular control sectors designed for ATC purposes with partly cross border structures and is therefore not identical to the political border of the Federal Republic of Germany or the national Flight Information Region (FIR).

IFR flights controlled by DFS

IFR movements (entries, exits, overflights and domestics) in control sectors controlled by DFS.

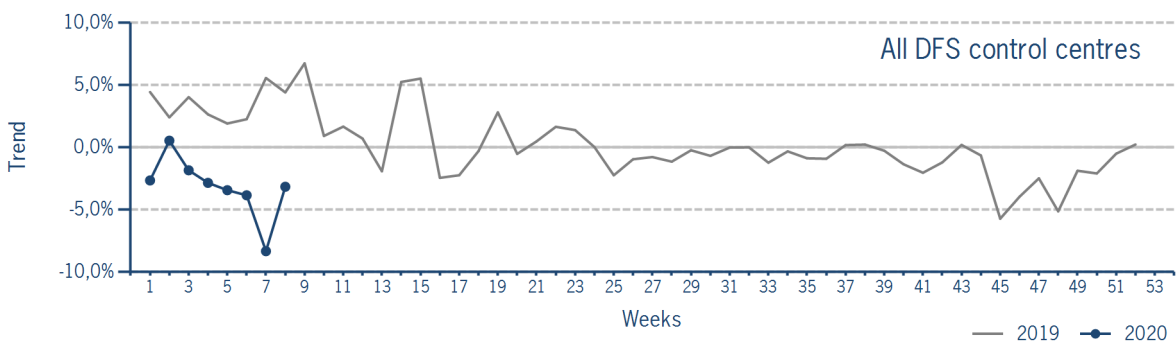
	2020	2019	Trend
Week 8	52.736	54.454	-3,2%
Cumulated Weeks	396.138	409.429	-3,2%



Please note: This count covers the traffic in the area build by control sectors of DFS control centres, including civil and military traffic. Traffic in Maastricht UAC (Maastricht-Hannover sectors) is not counted.

IFR flights controlled by DFS - trend

Trend in the number of IFR movements (entries, exits, overflights and domestics) in control sectors controlled by DFS.

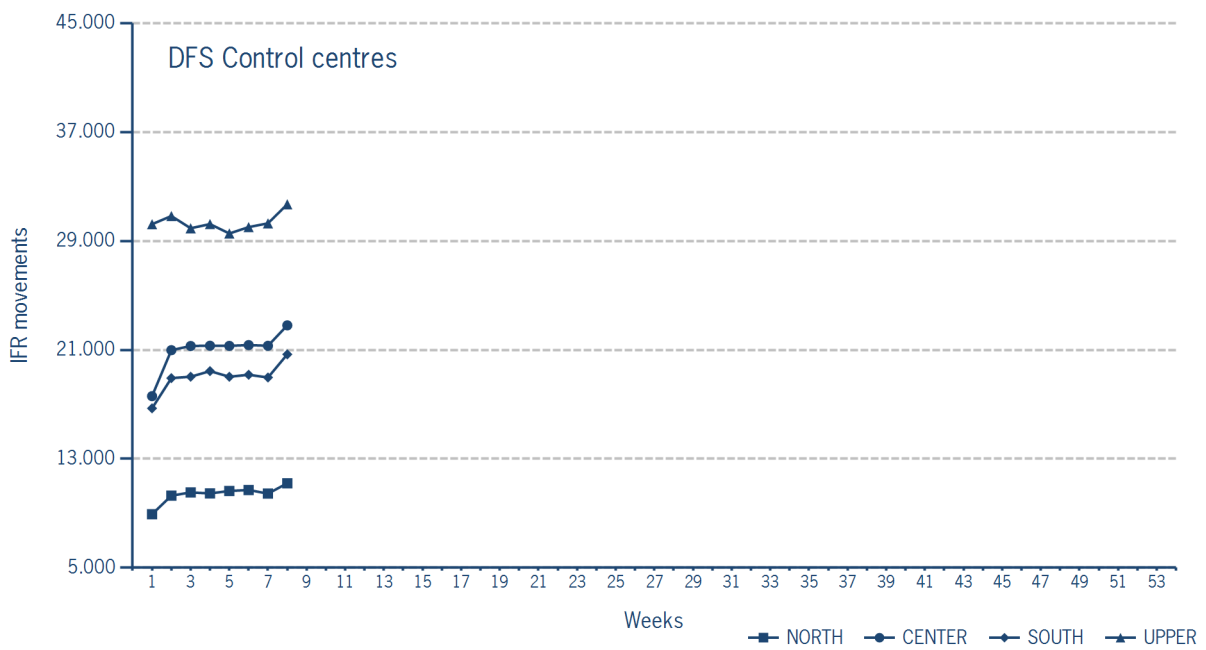


IFR flights controlled by DFS - in detail

IFR movements (entries, exits, overflights and domestics) controlled by DFS at the different control centres.

	NORTH	CENTER	SOUTH	UPPER
Week 8	11.206	22.805	20.674	31.698
Trend	-8,9%	-4,2%	-3,1%	-1,9%
Cumulated Weeks	83.218	167.943	151.959	242.809
Trend	-8,5%	-4,5%	-3,4%	-2,6%

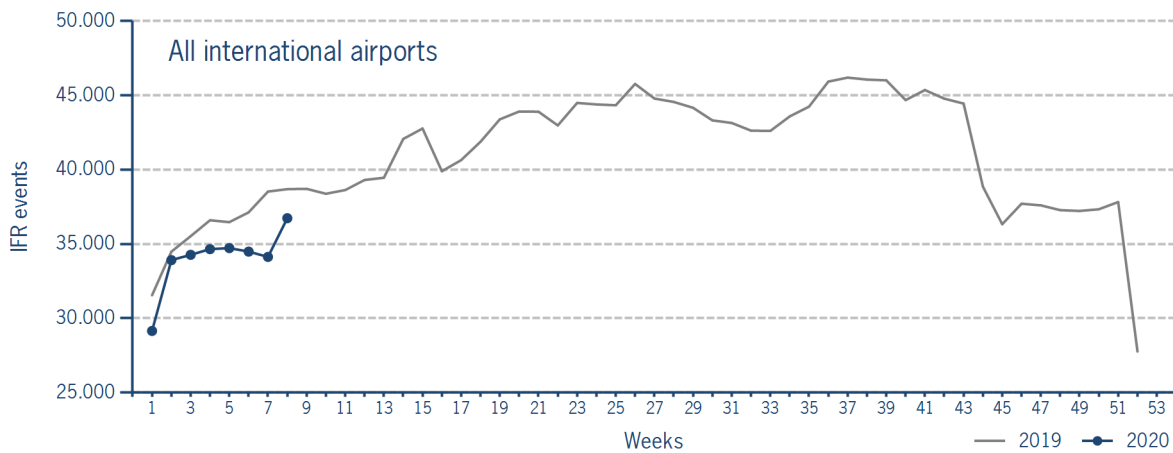
Please note: The trend numbers compare counts of the airspaces in their current configuration to the count of the same airspace in 2019.



IFR flights at international German airports

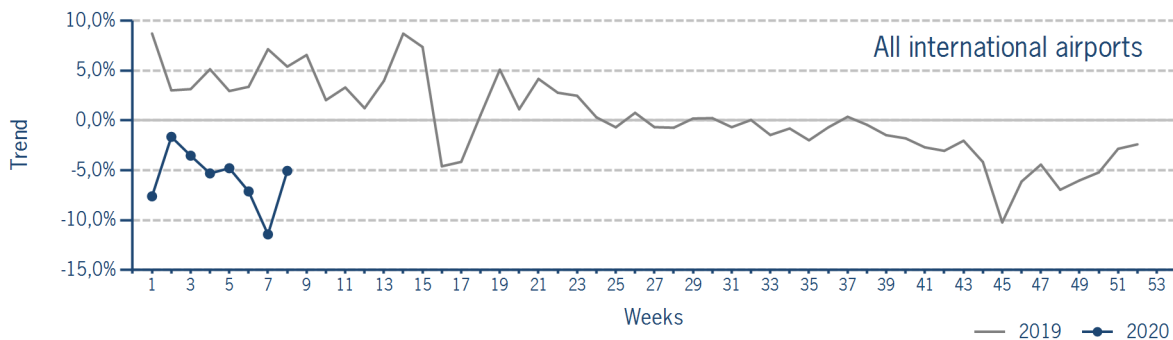
IFR events (take-offs and landings) at the international DFS towers in the Federal Republic of Germany.

	2020	2019	Trend
Week 8	36.734	38.690	-5,1%
Cumulated Weeks	272.061	288.965	-5,8%



IFR flights at international German airports - trend

Trend in the number of IFR events (take-offs and landings) at the international DFS towers in the Federal Republic of Germany.



IFR flights at international German airports - airport category

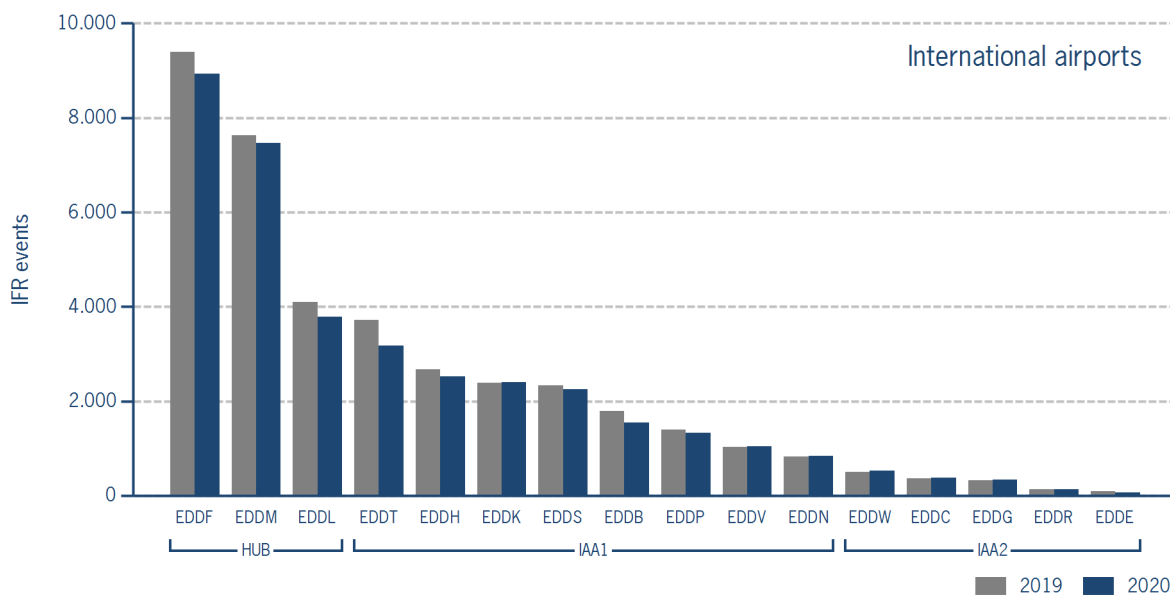
IFR events (take-offs and landings) at the international DFS towers in the Federal Republic of Germany differentiated by Hub Gateways (HUB), International Access Airports 1 (IAA1) and International Access Airports 2 (IAA2).

	HUB	IAA1	IAA2
Week 8	20.189	15.098	1.447
Trend	-4,4%	-6,5%	1,4%
Cumulated Weeks	149.429	112.238	10.394
Trend	-5,4%	-6,8%	-1,5%

IFR flights at international German airports - in detail

IFR events (take-offs and landings) at the different international DFS towers in the Federal Republic of Germany.

		Week 8	Trend	Week 1 - 8	Trend
HUB					
EDDF	Frankfurt/Main	8.929	-4,9%	66.184	-5,3%
EDDL	Düsseldorf	3.791	-7,5%	28.145	-8,5%
EDDM	München	7.469	-2,0%	55.100	-3,8%
IAA1					
EDDB	Berlin-Schönefeld	1.552	-13,1%	11.372	-14,1%
EDDH	Hamburg	2.520	-5,8%	18.608	-7,1%
EDDK	Köln/Bonn	2.396	0,2%	17.915	-0,5%
EDDN	Nürnberg	840	1,2%	6.302	-5,2%
EDDP	Leipzig/Halle	1.335	-4,5%	10.112	-4,4%
EDDS	Stuttgart	2.249	-3,7%	16.232	-0,8%
EDDT	Berlin-Tegel	3.169	-14,7%	24.025	-13,5%
EDDV	Hannover	1.037	1,1%	7.672	-2,1%
IAA2					
EDDC	Dresden	380	5,0%	2.745	-1,9%
EDDE	Erfurt/Weimar	66	-32,7%	516	-11,0%
EDDG	Münster/Osnabrück	340	4,9%	2.397	4,4%
EDDR	Saarbrücken	138	0,7%	941	-14,4%
EDDW	Bremen	523	3,4%	3.795	0,5%



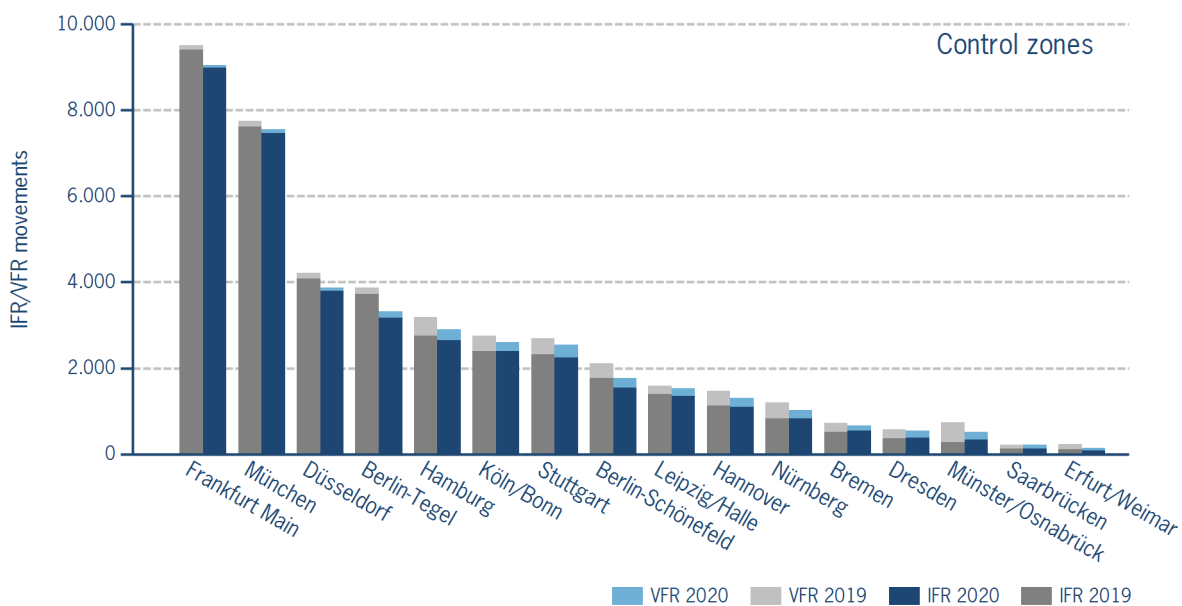
IFR/VFR flights in control zones of DFS towers

IFR/VFR movements (entries, exits, overflights and domestics) at the different control zones of international DFS towers.

	Week 8	Trend	Week 1 - 8	Trend
Berlin-Schönefeld	1.765	-16,2%	12.841	-13,0%
Berlin-Tegel	3.321	-14,3%	25.031	-12,8%
Bremen	667	-7,9%	4.895	-3,9%
Dresden	539	-6,3%	3.962	0,8%
Düsseldorf	3.879	-8,1%	28.972	-8,2%
Erfurt/Weimar	136	-42,9%	1.178	-7,2%
Frankfurt Main	9.047	-4,8%	66.807	-5,3%
Hamburg	2.901	-8,9%	21.073	-7,2%
Hannover	1.302	-11,1%	10.061	-1,4%
Köln/Bonn	2.601	-5,4%	19.366	-1,0%
Leipzig/Halle	1.524	-4,0%	11.365	-4,5%
München	7.552	-2,7%	55.820	-3,8%
Münster/Osnabrück	509	-31,6%	3.938	-2,7%
Nürnberg	1.017	-15,6%	7.652	-4,8%
Saarbrücken	221	0,0%	1.414	-15,2%
Stuttgart	2.550	-5,4%	18.074	0,4%

Additional information:

Münster reported no glider movements for the current week, i.e. no glider movements for the cumulated year.



IFR flights at regional German airports - in detail

IFR events (take-offs and landings) at the different regional towers in the Federal Republic of Germany with control zone and barely any PPR.

	2020	2019	Trend
Week 8	2.874	2.945	-2,4%
Cumulated Weeks	19.982	21.388	-6,6%

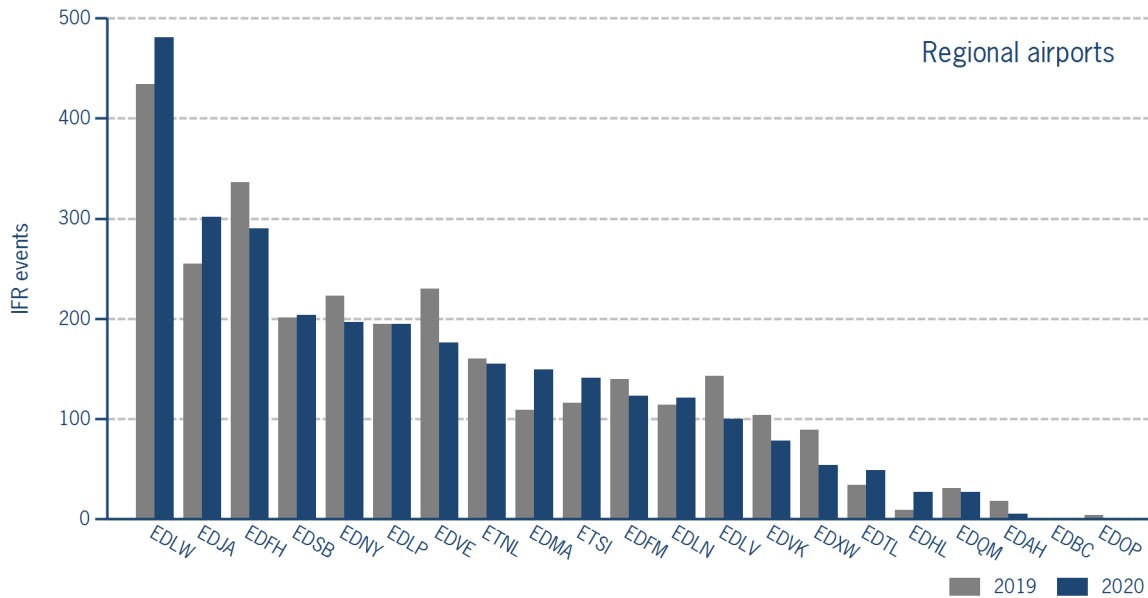
	Week 8	Trend	Week 1 - 8	Trend
EDAH Heringsdorf	5	-72,2%	126	43,2%
EDBC Magdeburg/Cochstedt	0	N/A	0	-100,0%
EDFH Frankfurt-Hahn	290	-13,7%	1.941	-22,7%
EDFM Mannheim City	123	-12,1%	858	-2,3%
EDHL Lübeck-Blankensee	27	OLC*	251	-32,5%
EDJA Memmingen	302	18,4%	2.086	3,5%
EDLN Mönchengladbach	121	6,1%	790	-11,5%
EDLP Paderborn/Lippstadt	195	0,0%	1.270	-23,1%
EDLV Niederrhein	100	-30,1%	894	-19,7%
EDLW Dortmund	481	10,8%	3.376	2,9%
EDMA Augsburg	149	36,7%	874	15,5%
EDNY Friedrichshafen	197	-11,7%	1.443	0,6%
EDOP Schwerin-Parchim	0	-100,0%	0	-100,0%
EDQM Hof-Plauen	27	-12,9%	185	3,9%
EDSB Karlsruhe/Baden-Baden	204	1,5%	1.471	1,6%
EDTL Lahr	49	44,1%	177	-9,7%
EDVE Braunschweig-Wolfsburg	176	-23,5%	1.203	-7,2%
EDVK Kassel-Calden	78	-25,0%	498	-6,0%
EDXW Sylt	54	-39,3%	430	-14,9%
ETNL Laage	155	-3,1%	1.381	-3,6%
ETSI Ingolstadt/Manching	141	21,6%	728	-8,0%

*The value is of limited conclusiveness (OLC).

Please note: The airport Magdeburg-Cochstedt (EDBC) is currently closed and the airport Sylt (EDXW) is now assigned to Austro Control.

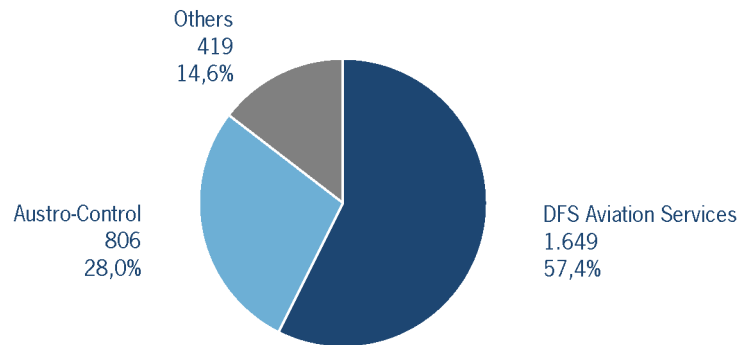
IFR flights at regional German airports - in detail

IFR events (take-offs and landings) at the different regional towers in the Federal Republic of Germany with control zone and barely any PPR.



IFR flights at regional German airports - air traffic service providers

Percentage of IFR events (take-offs and landings) at the regional towers in the Federal Republic of Germany differentiated between DFS Aviation Services, Austro Control and other providers.



- DFS Aviation Services: Dortmund (EDLW), Friedrichshafen (EDNY), Karlsruhe/Baden-Baden (EDSB), Lahr (EDTL), Magdeburg/Cochstedt (EDBC), Memmingen (EDJA), Mönchengladbach (EDLN), Niederrhein (EDLV), Paderborn/Lippstadt (EDLP)
- Austro Control: Augsburg (EDMA), Braunschweig-Wolfsburg (EDVE), Frankfurt-Hahn (EDFH), Heringsdorf (EDAH), Hof-Plauen (EDQM), Kassel-Calden (EDVK), Lübeck-Blankensee (EDHL), Schwerin-Parchim (EDOP), Sylt (EDXW)
- Others: Ingolstadt/Manching (ETSI), Laage (ETNL), Mannheim City (EDFM)




ATFM Arrival Delay

(Data Source: NM statistics, DFS LIZ)

ATFM Arrival Delay with reference to the relevant airport, in minutes per IFR arrival.

ATFM Arrival Delay:

sum of all arrival ATFM delay divided by the sum of all inbound flights for the particular traffic volume

Airports		ATC Delay [min/arrival]	non ATC Delay [min/arrival]	
	All Airports	0	0,0135	
EDDP	Leipzig/Halle	0	0,1018	
EDDL	Düsseldorf	0	0,0947	

Please note: The ATFM delay data are provided by NM statistics. Due to internal distribution of the ATFM delay, data are modified by CC/FC and TWR/M. The inbound flight information is based on LIZ statistics.

All Airports means all international German airports: Berlin-Schönefeld (EDDB), Berlin-Tegel (EDDT), Bremen (EDDW), Dresden (EDDC), Düsseldorf (EDDL), Erfurt/Weimar (EDDE), Frankfurt/Main (EDDF), Hamburg (EDDH), Hannover (EDDV), Köln/Bonn (EDDK), Leipzig/Halle (EDDP), München (EDDM), Münster/Osnabrück (EDDG), Nürnberg (EDDN), Saarbrücken (EDDR), Stuttgart (EDDS)