



LIZ Bulletin

DFS Situation and Information Centre

Week 7

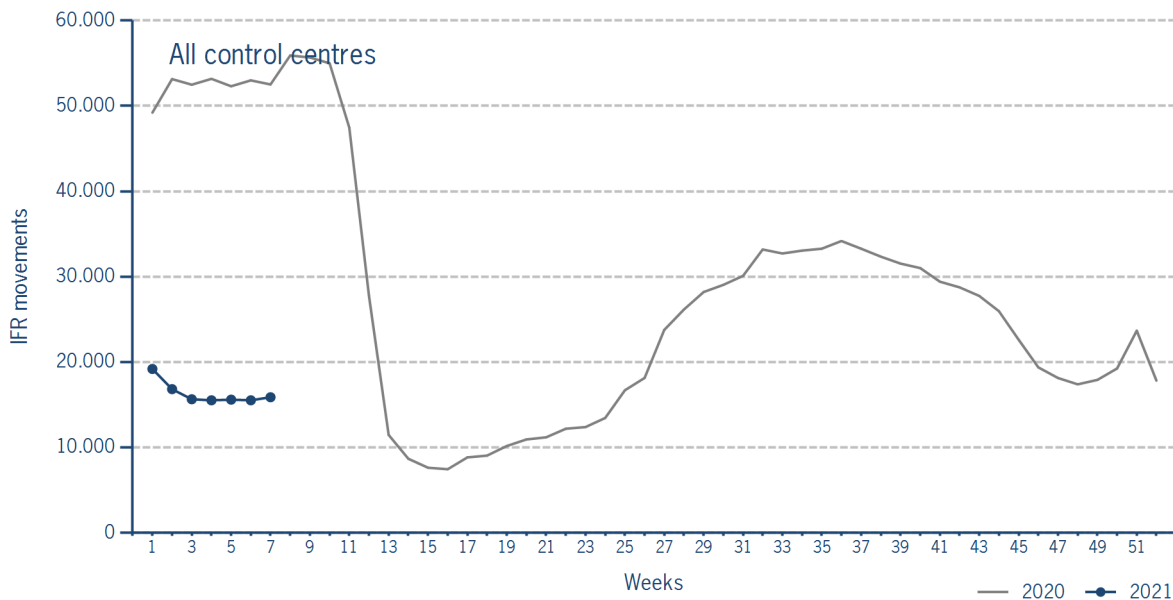
15 FEB 2021 - 21 FEB 2021

Version 24.02.2021

IFR flights in the Federal Republic of Germany

IFR movements (entries, exits, overflights and domestics) in all control sectors with a German designator.

	2021	2020	Trend
Week 7	15.871	52.517	-69,8%
Cumulated Weeks	114.114	365.825	-68,8%

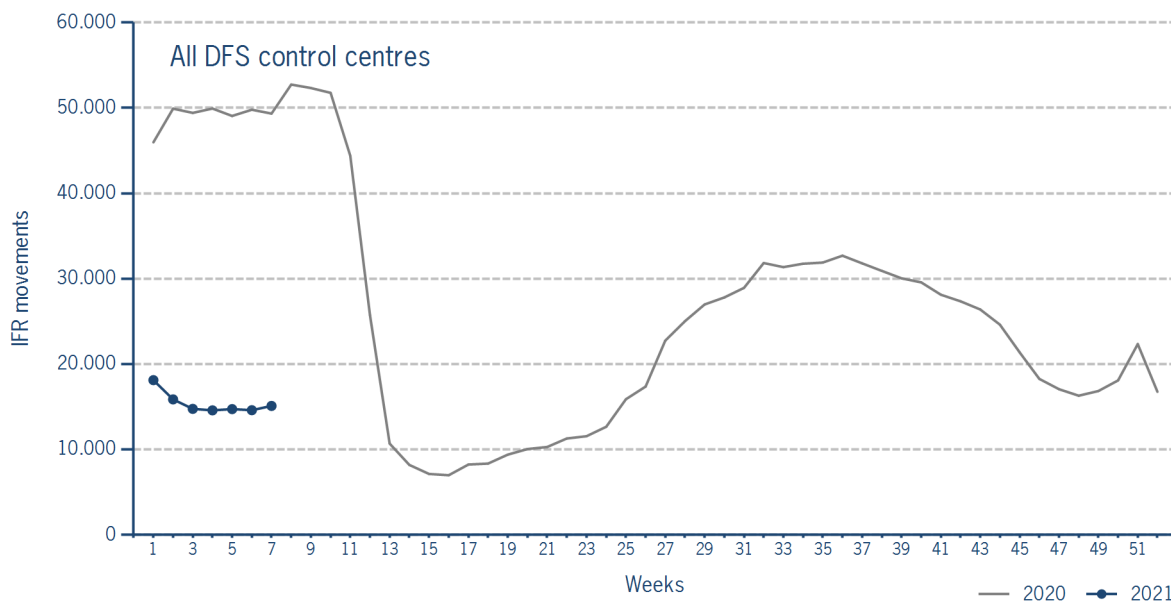


Please note: This count covers the traffic in the area build by all control sectors with a German designator („ED“), regardless of the service provider, including civil and military traffic in sectors controlled by DFS and Maastricht UAC (Maastricht-Hannover sectors). The area counted is composed of modular control sectors designed for ATC purposes with partly cross border structures and is therefore not identical to the political border of the Federal Republic of Germany or the national Flight Information Region (FIR).

IFR flights controlled by DFS

IFR movements (entries, exits, overflights and domestics) in control sectors controlled by DFS.

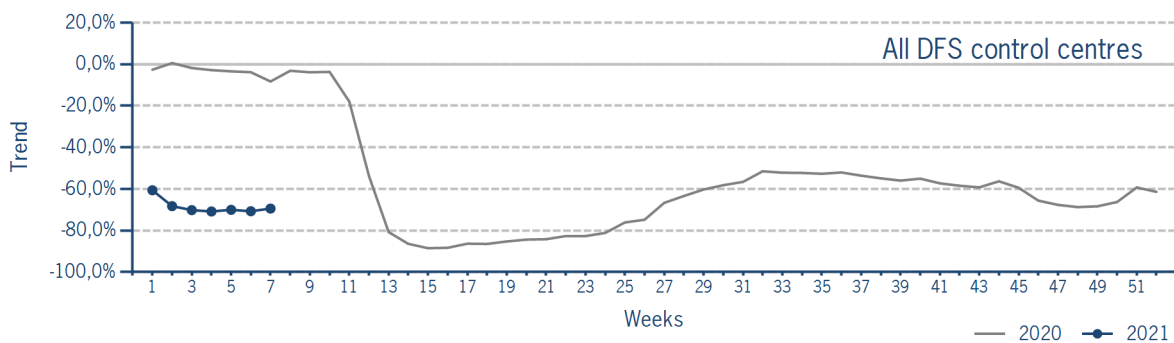
	2021	2020	Trend
Week 7	15.087	49.335	-69,4%
Cumulated Weeks	107.657	343.402	-68,6%



Please note: This count covers the traffic in the area build by control sectors of DFS control centres, including civil and military traffic. Traffic in Maastricht UAC (Maastricht-Hannover sectors) is not counted.

IFR flights controlled by DFS - trend

Trend in the number of IFR movements (entries, exits, overflights and domestics) in control sectors controlled by DFS.

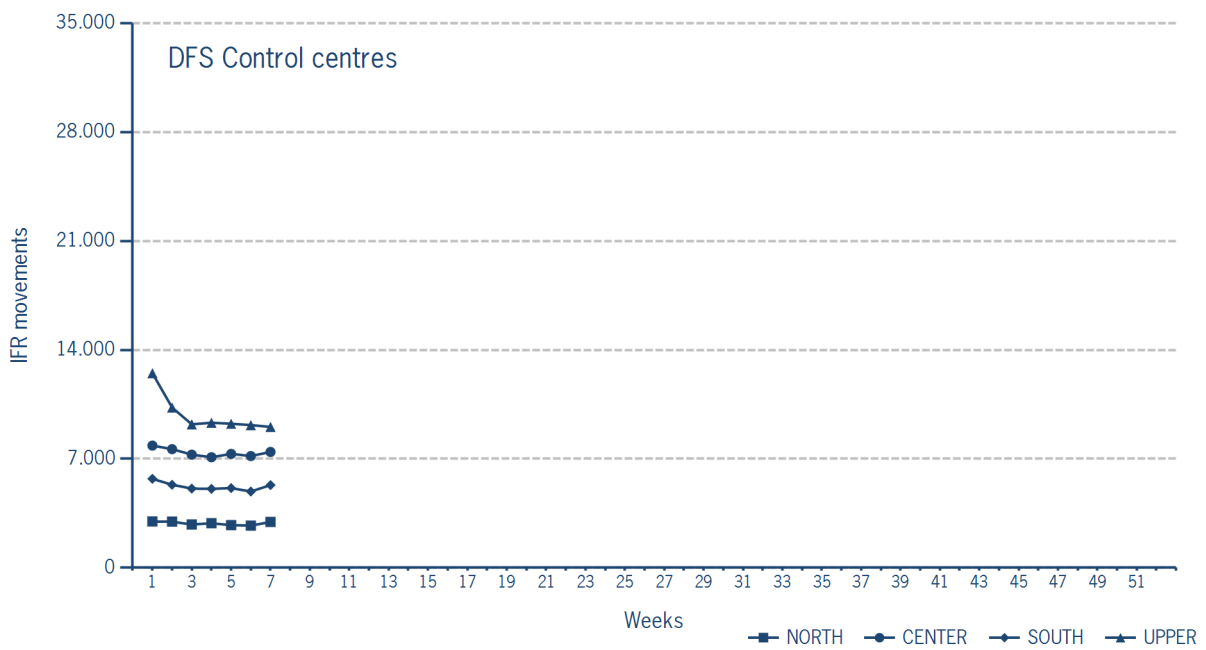


IFR flights controlled by DFS - in detail

IFR movements (entries, exits, overflights and domestics) controlled by DFS at the different control centres.

	NORTH	CENTER	SOUTH	UPPER
Week 7	2.942	7.443	5.313	9.052
Trend	-71,8%	-65,1%	-72,0%	-70,1%
Cumulated Weeks	19.959	51.788	36.541	68.811
Trend	-72,3%	-64,3%	-72,2%	-67,4%

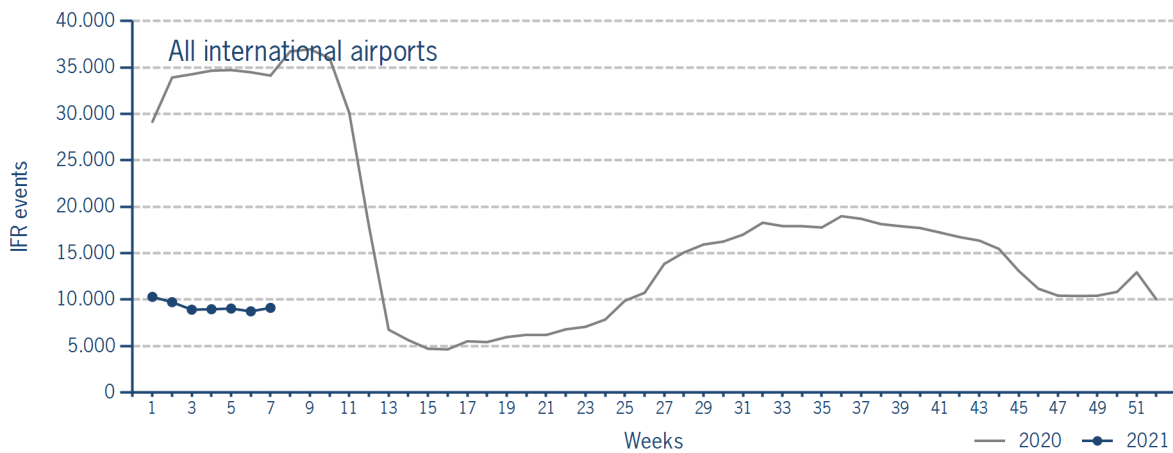
Please note: The trend numbers compare counts of the airspaces in their current configuration to the count of the same airspace in 2020.



IFR flights at international German airports

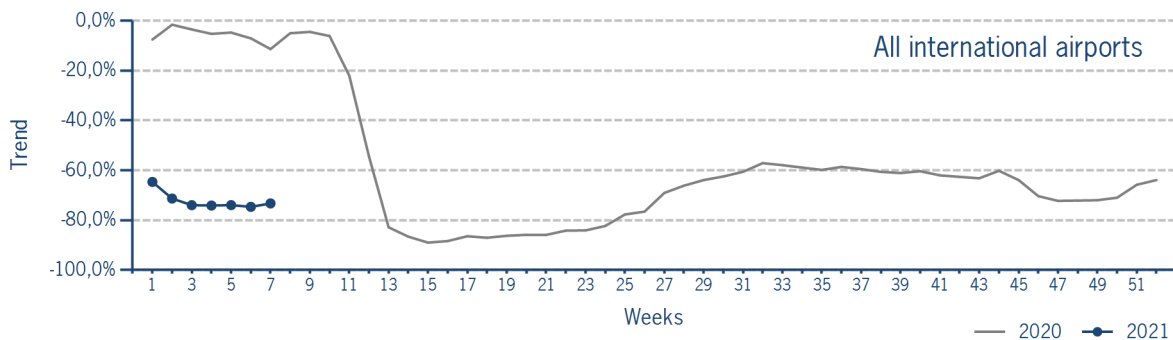
IFR events (take-offs and landings) at the international DFS towers in the Federal Republic of Germany.

	2021	2020	Trend
Week 7	9.127	34.129	-73,3%
Cumulated Weeks	64.866	235.327	-72,4%



IFR flights at international German airports - trend

Trend in the number of IFR events (take-offs and landings) at the international DFS towers in the Federal Republic of Germany.



IFR flights at international German airports - airport category

IFR events (take-offs and landings) at the international DFS towers in the Federal Republic of Germany differentiated by Hub Gateways (HUB), International Access Airports 1 (IAA1) and International Access Airports 2 (IAA2).

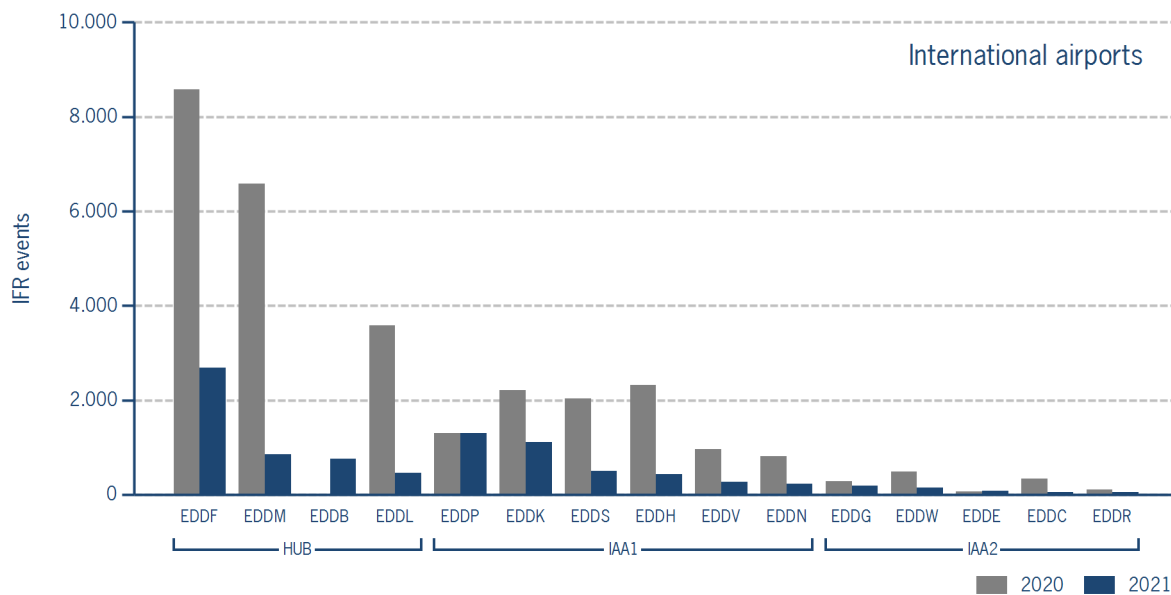
	HUB	IAA1	IAA2
Week 7	4.768	3.840	519
Trend*	-74,6%	-72,8%	-59,1%
Cumulated Weeks	36.635	25.573	2.658
Trend*	-71,7%	-73,7%	-70,3%

*Please note: Berlin-Schönefeld used to be listed as IAA1. Berlin-Brandenburg is listed as a HUB.

IFR flights at international German airports - in detail

IFR events (take-offs and landings) at the different international DFS towers in the Federal Republic of Germany.

		Week 7	Trend	Week 1 - 7	Trend
HUB					
EDDB	Berlin-Brandenburg	758	N/A	5.687	N/A
EDDF	Frankfurt/Main	2.692	-68,6%	20.228	-64,7%
EDDL	Düsseldorf	462	-87,1%	3.836	-84,2%
EDDM	München	856	-87,0%	6.884	-85,5%
IAA1					
EDDH	Hamburg	437	-81,1%	3.389	-78,9%
EDDK	Köln/Bonn	1.107	-50,0%	7.686	-50,5%
EDDN	Nürnberg	225	-72,2%	1.265	-76,8%
EDDP	Leipzig/Halle	1.303	0,2%	8.234	-6,2%
EDDS	Stuttgart	497	-75,5%	3.247	-76,8%
EDDV	Hannover	271	-71,7%	1.752	-73,6%
IAA2					
EDDC	Dresden	58	-82,9%	344	-85,5%
EDDE	Erfurt/Weimar	75	11,9%	320	-28,9%
EDDG	Münster/Osnabrück	185	-33,5%	753	-63,4%
EDDR	Saarbrücken	51	-49,5%	295	-63,3%
EDDW	Bremen	150	-68,9%	946	-71,1%



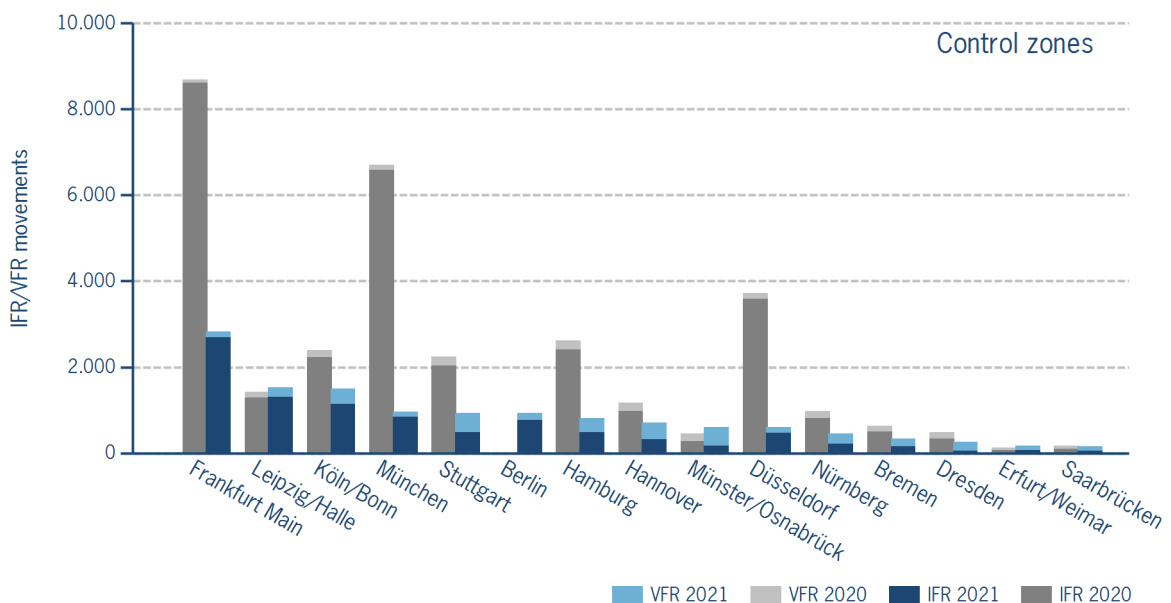
IFR/VFR flights in control zones of DFS towers

IFR/VFR movements (entries, exits, overflights and domestics) at the different control zones of international DFS towers.

	Week 7	Trend	Week 1 - 7	Trend
Berlin	931	N/A	6.368	N/A
Bremen	339	-47,0%	1.895	-55,2%
Dresden	266	-44,5%	1.088	-68,2%
Düsseldorf	600	-83,9%	4.594	-81,7%
Erfurt/Weimar	177	37,2%	693	-33,5%
Frankfurt Main	2.832	-67,4%	20.927	-63,8%
Hamburg	814	-68,9%	5.420	-70,2%
Hannover	709	-39,1%	3.680	-58,0%
Köln/Bonn	1.500	-37,4%	9.097	-45,7%
Leipzig/Halle	1.530	7,2%	9.158	-6,9%
München	965	-85,6%	7.430	-84,6%
Münster/Osnabrück	608	35,1%	2.134	-37,8%
Nürnberg	449	-53,9%	2.240	-66,2%
Saarbrücken	154	-8,9%	696	-41,7%
Stuttgart	932	-58,5%	4.618	-70,3%

Additional information:

Münster reported no glider movements for the current week, i.e. no glider movements for the cumulated year.



IFR flights at regional German airports - in detail

IFR events (take-offs and landings) at the different regional towers in the Federal Republic of Germany with control zone and barely any PPR.

	2021	2020	Trend
Week 7	1.682	2.352	-28,5%
Cumulated Weeks	8.928	17.108	-47,8%

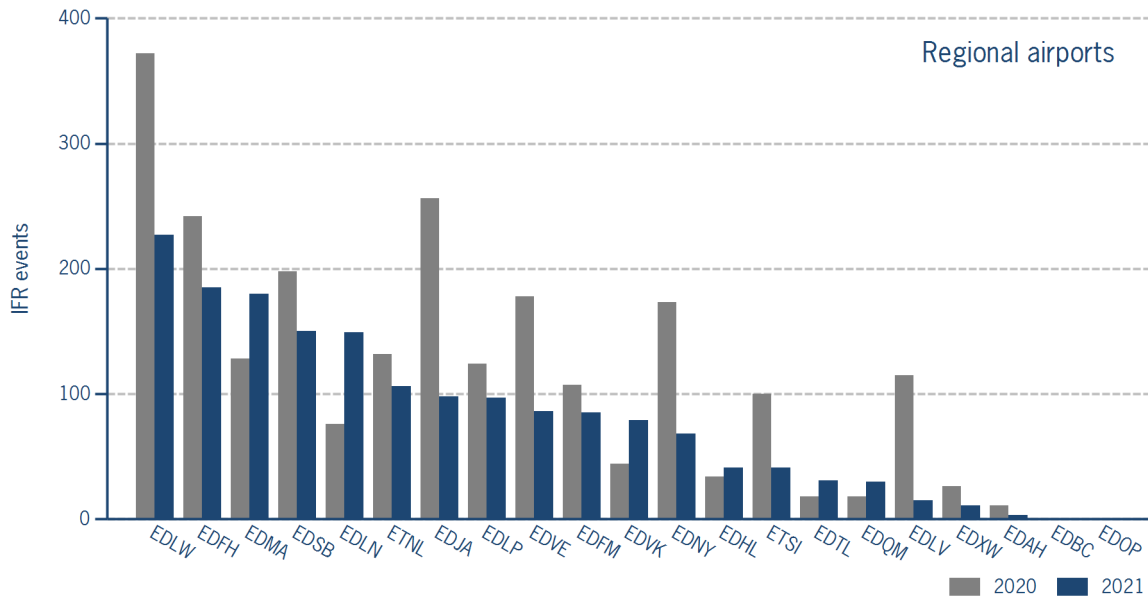
	Week 7	Trend	Week 1 - 7	Trend
EDAH Heringsdorf	3	-72,7%	29	-76,0%
EDBC Magdeburg/Cochstedt	0	N/A	0	N/A
EDFH Frankfurt-Hahn	185	-23,6%	1.146	-30,6%
EDFM Mannheim City	85	-20,6%	499	-32,1%
EDHL Lübeck-Blankensee	41	20,6%	259	15,6%
EDJA Memmingen	98	-61,7%	676	-62,1%
EDLN Mönchengladbach	149	96,1%	768	14,8%
EDLP Paderborn/Lippstadt	97	-21,8%	375	-65,1%
EDLV Niederrhein	15	-87,0%	136	-82,9%
EDLW Dortmund	227	-39,0%	1.080	-62,7%
EDMA Augsburg	180	40,6%	721	-0,6%
EDNY Friedrichshafen	68	-60,7%	309	-75,2%
EDOP Schwerin-Parchim	0	OLC*	0	OLC*
EDQM Hof-Plauen	30	66,7%	95	-39,9%
EDSB Karlsruhe/Baden-Baden	150	-24,2%	839	-33,8%
EDTL Lahr	31	72,2%	144	12,5%
EDVE Braunschweig-Wolfsburg	86	-51,7%	459	-55,3%
EDVK Kassel-Calden	79	79,5%	318	-24,3%
EDXW Sylt	11	-57,7%	170	-54,8%
ETNL Laage	106	-19,7%	695	-43,3%
ETSI Ingolstadt/Manching	41	-59,0%	210	-64,2%

*The value is of limited conclusiveness (OLC).

Please note: The airport Magdeburg-Cochstedt (EDBC) is currently closed.

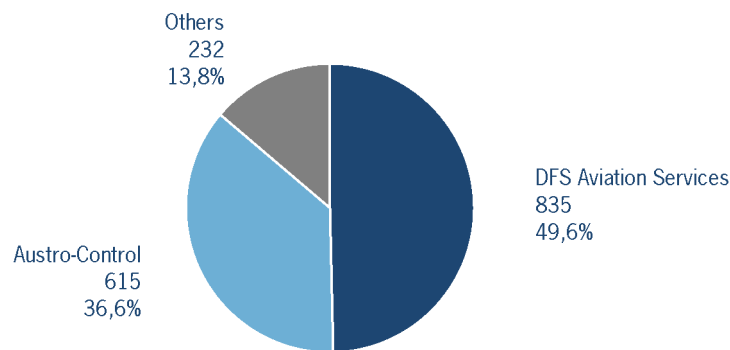
IFR flights at regional German airports - in detail

IFR events (take-offs and landings) at the different regional towers in the Federal Republic of Germany with control zone and barely any PPR.



IFR flights at regional German airports - air traffic service providers

Percentage of IFR events (take-offs and landings) at the regional towers in the Federal Republic of Germany differentiated between DFS Aviation Services, Austro Control and other providers.



- DFS Aviation Services: Dortmund (EDLW), Friedrichshafen (EDNY), Karlsruhe/Baden-Baden (EDSB), Lahr (EDTL), Magdeburg/Cochstedt (EDBC), Memmingen (EDJA), Mönchengladbach (EDLN), Niederrhein (EDLV), Paderborn/Lippstadt (EDLP)
- Austro Control: Augsburg (EDMA), Braunschweig-Wolfsburg (EDVE), Frankfurt-Hahn (EDFH), Heringsdorf (EDAH), Hof-Plauen (EDQM), Kassel-Calden (EDVK), Lübeck-Blankensee (EDHL), Schwerin-Parchim (EDOP), Sylt (EDXW)
- Others: Ingolstadt/Manching (ETSI), Laage (ETNL), Mannheim City (EDFM)




ATFM Arrival Delay

(Data Source: NM statistics, DFS LIZ)

ATFM Arrival Delay with reference to the relevant airport, in minutes per IFR arrival.

ATFM Arrival Delay:

sum of all arrival ATFM delay divided by the sum of all inbound flights for the particular traffic volume

Airports		ATC Delay [min/arrival]	non ATC Delay [min/arrival]	
	All Airports	0	0,0723	
EDDK	Köln/Bonn	0	0,4106	
EDDP	Leipzig/Halle	0	0,1615	

Please note: The ATFM delay data are provided by NM statistics. Due to internal distribution of the ATFM delay, data are modified by OX/OP. The inbound flight information is based on LIZ statistics.

All Airports means all international German airports: Berlin-Brandenburg (EDDB), Berlin-Tegel (EDDT), Bremen (EDDW), Dresden (EDDC), Düsseldorf (EDDL), Erfurt/Weimar (EDDE), Frankfurt/Main (EDDF), Hamburg (EDDH), Hannover (EDDV), Köln/Bonn (EDDK), Leipzig/Halle (EDDP), München (EDDM), Münster/Osnabrück (EDDG), Nürnberg (EDDN), Saarbrücken (EDDR), Stuttgart (EDDS)