



LIZ Bulletin

DFS Situation and Information Centre

Week 7

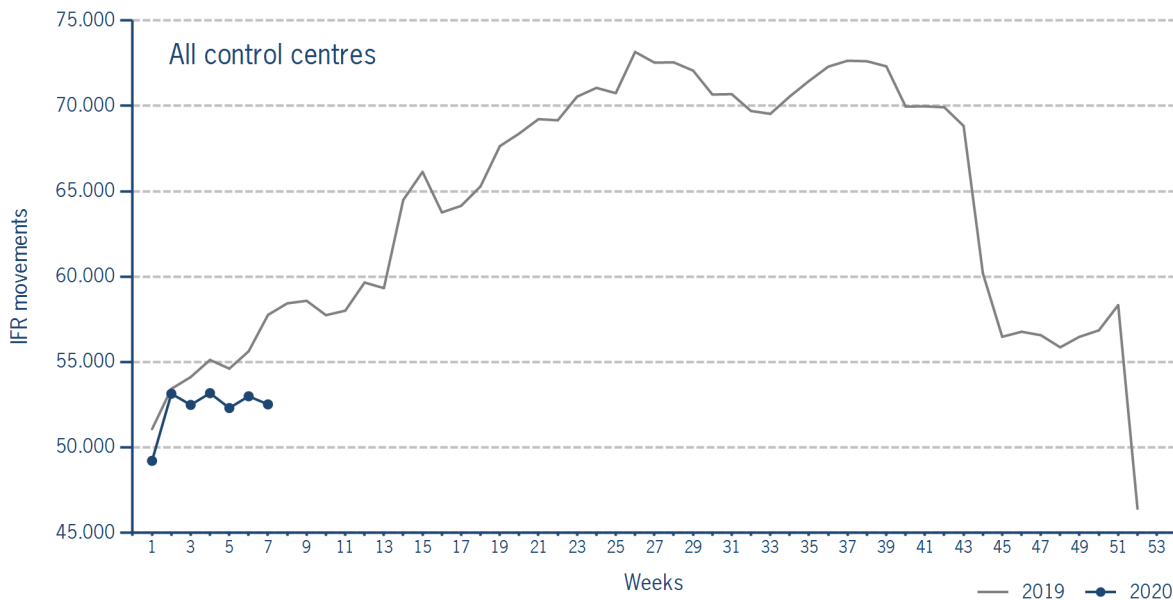
10 FEB 2020 - 16 FEB 2020

Version 19.02.2020

IFR flights in the Federal Republic of Germany

IFR movements (entries, exits, overflights and domestics) in all control sectors with a German designator.

	2020	2019	Trend
Week 7	52.517	57.757	-9,1%
Cumulated Weeks	365.825	381.725	-4,2%

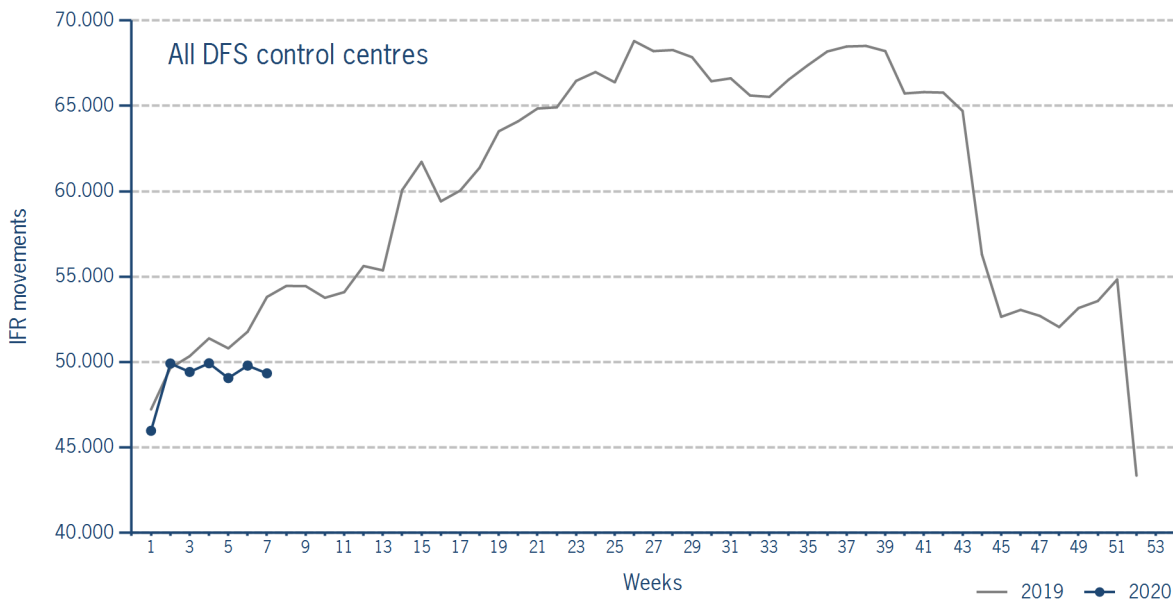


Please note: This count covers the traffic in the area build by all control sectors with a German designator („ED“), regardless of the service provider, including civil and military traffic in sectors controlled by DFS and Maastricht UAC (Maastricht-Hannover sectors). The area counted is composed of modular control sectors designed for ATC purposes with partly cross border structures and is therefore not identical to the political border of the Federal Republic of Germany or the national Flight Information Region (FIR).

IFR flights controlled by DFS

IFR movements (entries, exits, overflights and domestics) in control sectors controlled by DFS.

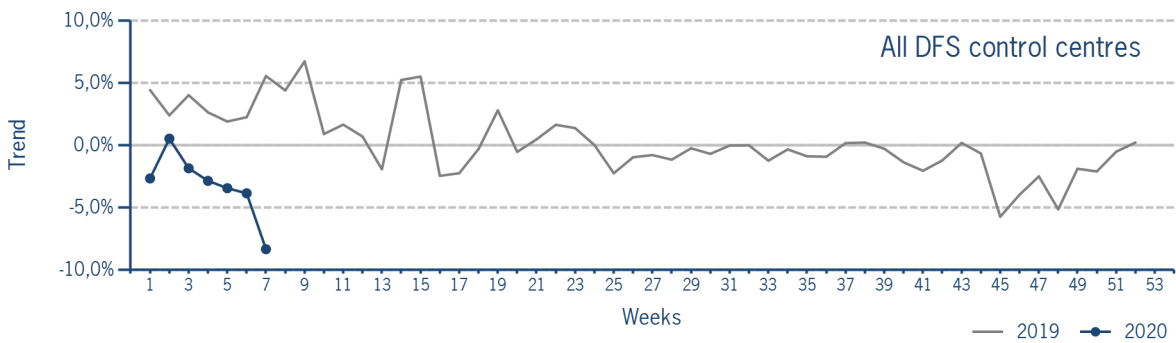
	2020	2019	Trend
Week 7	49.335	53.811	-8,3%
Cumulated Weeks	343.402	354.975	-3,3%



Please note: This count covers the traffic in the area build by control sectors of DFS control centres, including civil and military traffic. Traffic in Maastricht UAC (Maastricht-Hannover sectors) is not counted.

IFR flights controlled by DFS - trend

Trend in the number of IFR movements (entries, exits, overflights and domestics) in control sectors controlled by DFS.

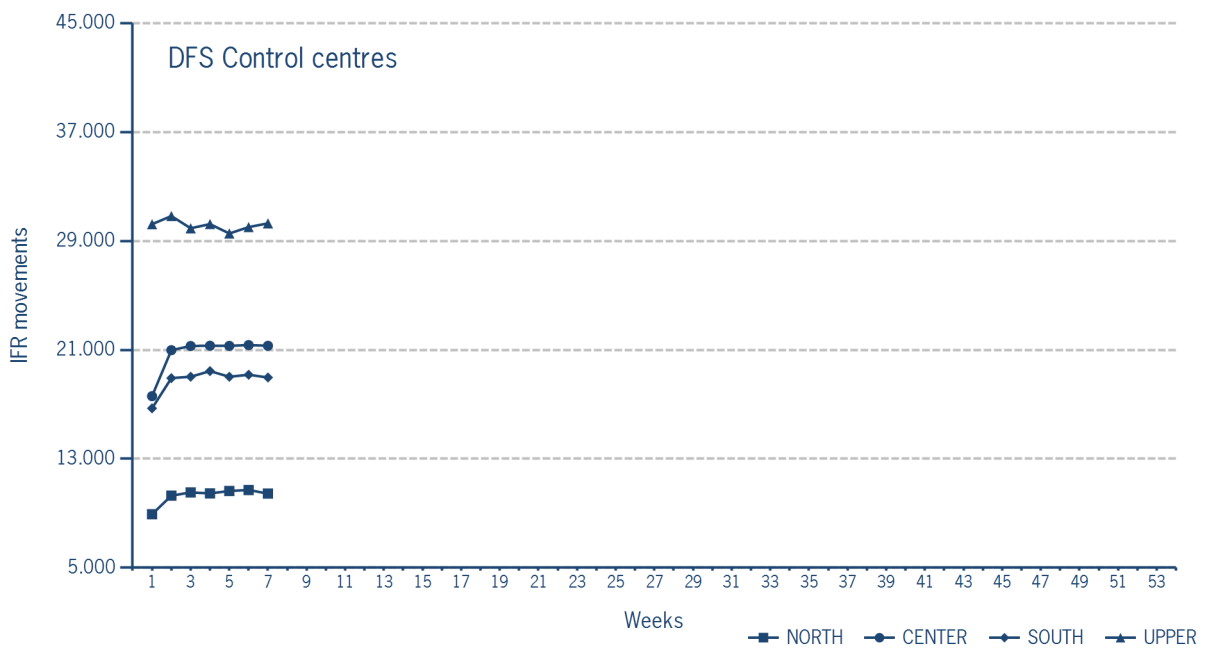


IFR flights controlled by DFS - in detail

IFR movements (entries, exits, overflights and domestics) controlled by DFS at the different control centres.

	NORTH	CENTER	SOUTH	UPPER
Week 7	10.443	21.304	18.974	30.297
Trend	-14,2%	-9,1%	-10,5%	-5,4%
Cumulated Weeks	72.012	145.138	131.285	211.111
Trend	-8,5%	-4,5%	-3,5%	-2,7%

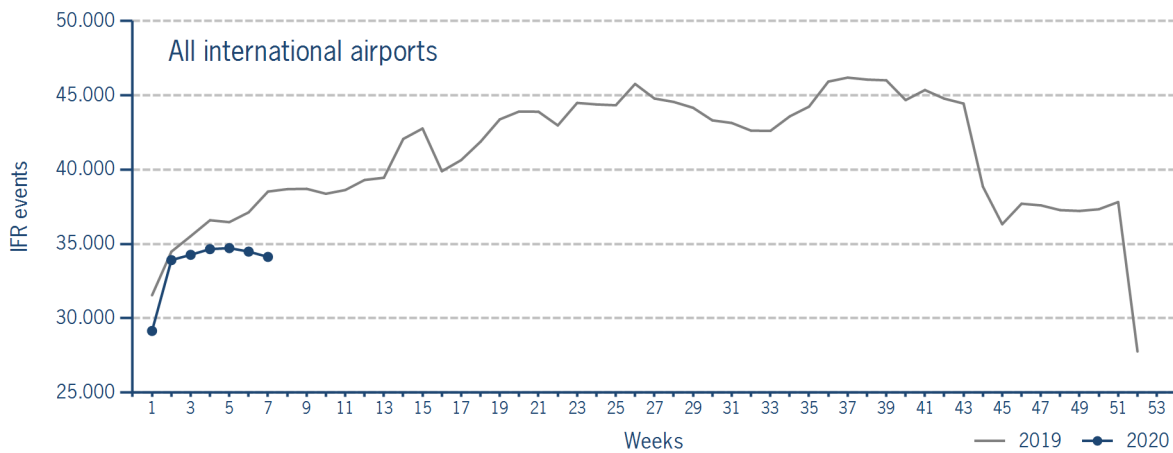
Please note: The trend numbers compare counts of the airspaces in their current configuration to the count of the same airspace in 2019.



IFR flights at international German airports

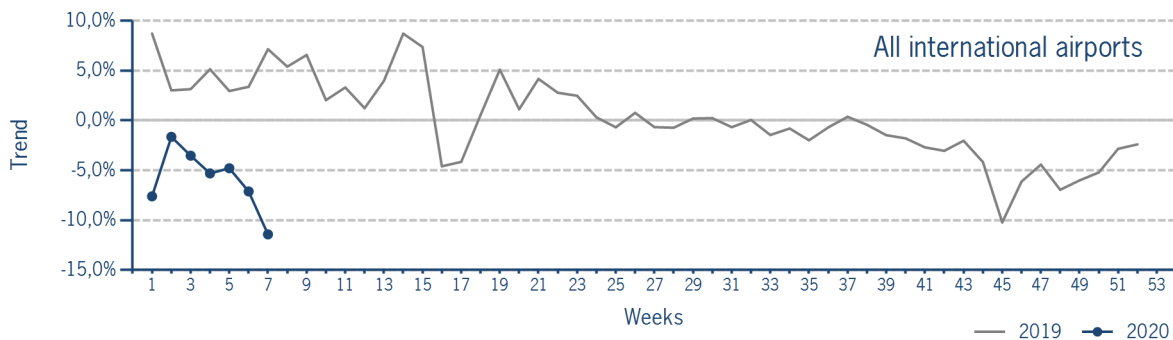
IFR events (take-offs and landings) at the international DFS towers in the Federal Republic of Germany.

	2020	2019	Trend
Week 7	34.129	38.527	-11,4%
Cumulated Weeks	235.327	250.275	-6,0%



IFR flights at international German airports - trend

Trend in the number of IFR events (take-offs and landings) at the international DFS towers in the Federal Republic of Germany.



IFR flights at international German airports - airport category

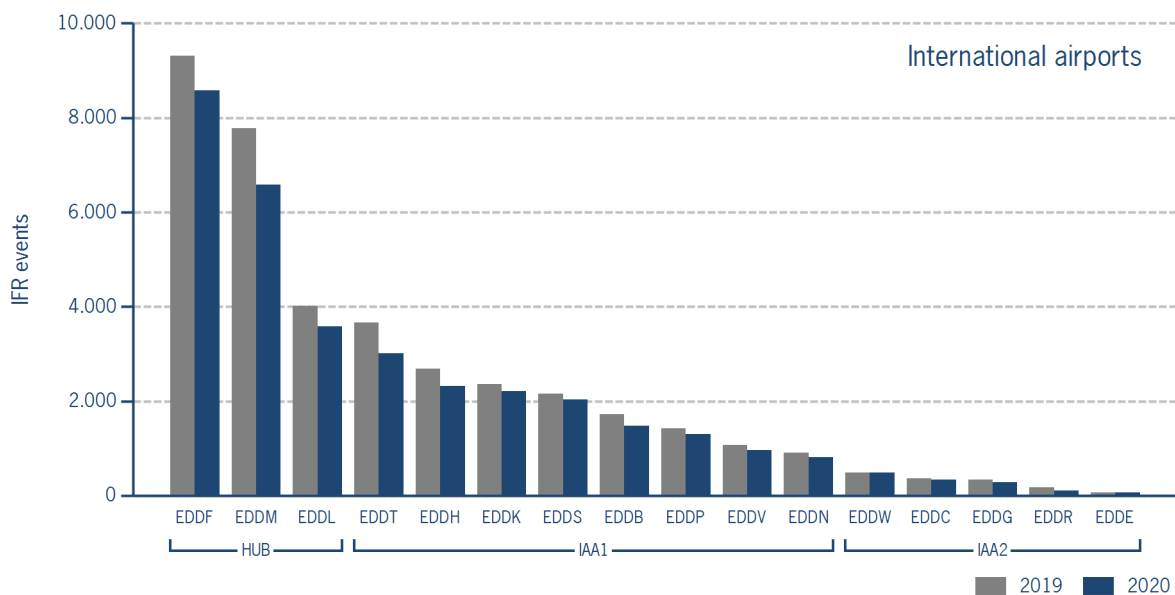
IFR events (take-offs and landings) at the international DFS towers in the Federal Republic of Germany differentiated by Hub Gateways (HUB), International Access Airports 1 (IAA1) and International Access Airports 2 (IAA2).

	HUB	IAA1	IAA2
Week 7	18.752	14.108	1.269
Trend	-11,1%	-11,8%	-11,6%
Cumulated Weeks	129.240	97.140	8.947
Trend	-5,5%	-6,9%	-1,9%

IFR flights at international German airports - in detail

IFR events (take-offs and landings) at the different international DFS towers in the Federal Republic of Germany.

		Week 7	Trend	Week 1 - 7	Trend
HUB					
EDDF	Frankfurt/Main	8.581	-7,9%	57.255	-5,3%
EDDL	Düsseldorf	3.584	-10,8%	24.354	-8,7%
EDDM	München	6.587	-15,3%	47.631	-4,1%
IAA1					
EDDB	Berlin-Schönefeld	1.471	-14,3%	9.820	-14,3%
EDDH	Hamburg	2.317	-13,7%	16.088	-7,3%
EDDK	Köln/Bonn	2.215	-6,4%	15.519	-0,6%
EDDN	Nürnberg	810	-10,1%	5.462	-6,1%
EDDP	Leipzig/Halle	1.300	-8,8%	8.777	-4,4%
EDDS	Stuttgart	2.030	-6,1%	13.983	-0,3%
EDDT	Berlin-Tegel	3.006	-17,9%	20.856	-13,3%
EDDV	Hannover	959	-10,5%	6.635	-2,6%
IAA2					
EDDC	Dresden	340	-8,4%	2.365	-2,9%
EDDE	Erfurt/Weimar	67	3,1%	450	-6,6%
EDDG	Münster/Osnabrück	278	-17,5%	2.057	4,3%
EDDR	Saarbrücken	101	-41,3%	803	-16,5%
EDDW	Bremen	483	-1,4%	3.272	0,1%



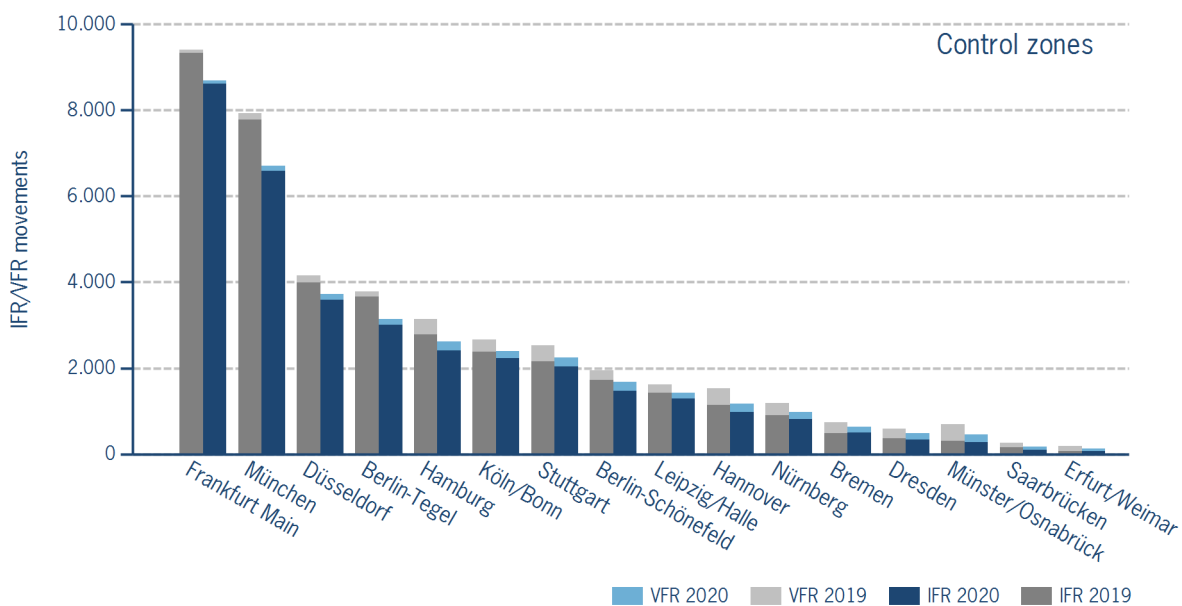
IFR/VFR flights in control zones of DFS towers

IFR/VFR movements (entries, exits, overflights and domestics) at the different control zones of international DFS towers.

	Week 7	Trend	Week 1 - 7	Trend
Berlin-Schönefeld	1.680	-14,0%	11.076	-12,4%
Berlin-Tegel	3.147	-16,9%	21.710	-12,6%
Bremen	640	-12,6%	4.228	-3,2%
Dresden	479	-18,5%	3.423	2,1%
Düsseldorf	3.722	-10,6%	25.093	-8,2%
Erfurt/Weimar	129	-33,2%	1.042	1,0%
Frankfurt Main	8.688	-7,7%	57.760	-5,3%
Hamburg	2.618	-16,7%	18.172	-6,9%
Hannover	1.165	-23,8%	8.759	0,3%
Köln/Bonn	2.398	-9,8%	16.765	-0,3%
Leipzig/Halle	1.427	-11,9%	9.841	-4,6%
München	6.704	-15,5%	48.268	-4,0%
Münster/Osnabrück	450	-35,9%	3.429	3,8%
Nürnberg	975	-17,7%	6.635	-2,9%
Saarbrücken	169	-35,0%	1.193	-17,5%
Stuttgart	2.245	-11,3%	15.524	1,4%

Additional information:

Münster reported no glider movements for the current week, i.e. no glider movements for the cumulated year.



IFR flights at regional German airports - in detail

IFR events (take-offs and landings) at the different regional towers in the Federal Republic of Germany with control zone and barely any PPR.

	2020	2019	Trend
Week 7	2.352	3.055	-23,0%
Cumulated Weeks	17.108	18.443	-7,2%

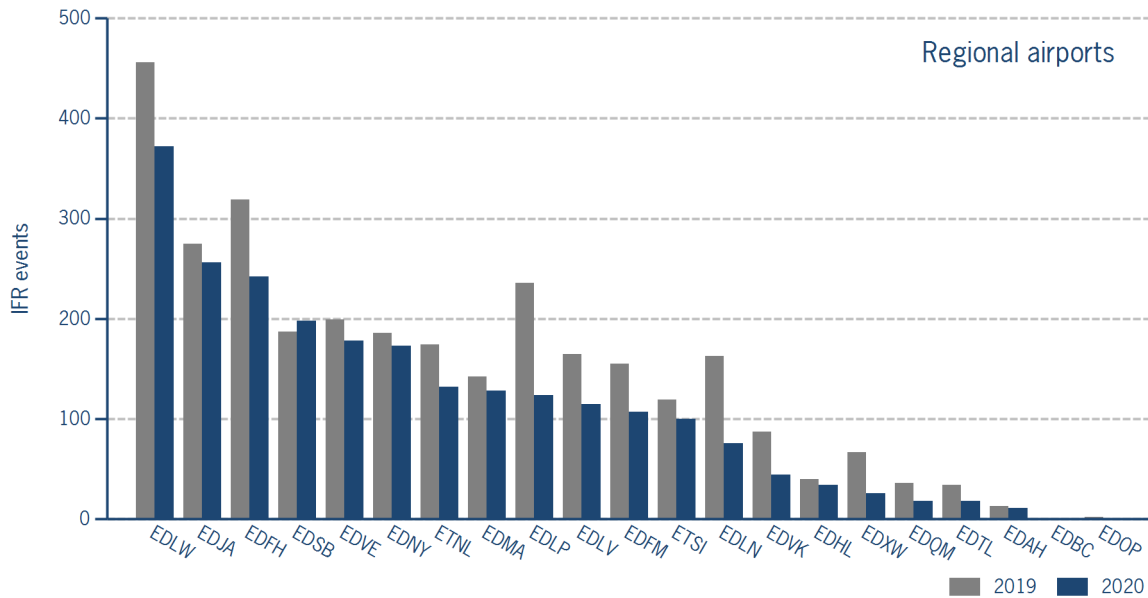
	Week 7	Trend	Week 1 - 7	Trend
EDAH Heringsdorf	11	-15,4%	121	72,9%
EDBC Magdeburg/Cochstedt	0	N/A	0	-100,0%
EDFH Frankfurt-Hahn	242	-24,1%	1.651	-24,1%
EDFM Mannheim City	107	-31,0%	735	-0,4%
EDHL Lübeck-Blankensee	34	-15,0%	224	-38,3%
EDJA Memmingen	256	-6,9%	1.784	1,3%
EDLN Mönchengladbach	76	-53,4%	669	-14,1%
EDLP Paderborn/Lippstadt	124	-47,5%	1.075	-26,2%
EDLV Niederrhein	115	-30,3%	794	-18,1%
EDLW Dortmund	372	-18,4%	2.895	1,7%
EDMA Augsburg	128	-9,9%	725	11,9%
EDNY Friedrichshafen	173	-7,0%	1.246	2,9%
EDOP Schwerin-Parchim	0	-100,0%	0	-100,0%
EDQM Hof-Plauen	18	-50,0%	158	7,5%
EDSB Karlsruhe/Baden-Baden	198	5,9%	1.267	1,6%
EDTL Lahr	18	-47,1%	128	-21,0%
EDVE Braunschweig-Wolfsburg	178	-10,6%	1.027	-3,7%
EDVK Kassel-Calden	44	-49,4%	420	-1,4%
EDXW Sylt	26	-61,2%	376	-9,6%
ETNL Laage	132	-24,1%	1.226	-3,7%
ETSI Ingolstadt/Manching	100	-16,0%	587	-13,0%

*The value is of limited conclusiveness (OLC).

Please note: The airport Magdeburg-Cochstedt (EDBC) is currently closed and the airport Sylt (EDXW) is now assigned to Austro Control.

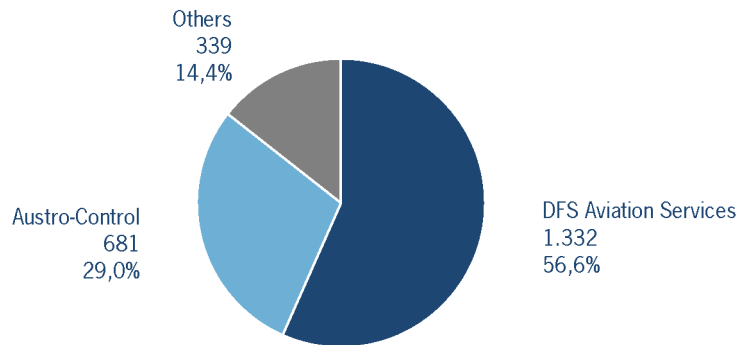
IFR flights at regional German airports - in detail

IFR events (take-offs and landings) at the different regional towers in the Federal Republic of Germany with control zone and barely any PPR.



IFR flights at regional German airports - air traffic service providers

Percentage of IFR events (take-offs and landings) at the regional towers in the Federal Republic of Germany differentiated between DFS Aviation Services, Austro Control and other providers.



- DFS Aviation Services: Dortmund (EDLW), Friedrichshafen (EDNY), Karlsruhe/Baden-Baden (EDSB), Lahr (EDTL), Magdeburg/Cochstedt (EDBC), Memmingen (EDJA), Mönchengladbach (EDLN), Niederrhein (EDLV), Paderborn/Lippstadt (EDLP)
- Austro Control: Augsburg (EDMA), Braunschweig-Wolfsburg (EDVE), Frankfurt-Hahn (EDFH), Heringsdorf (EDAH), Hof-Plauen (EDQM), Kassel-Calden (EDVK), Lübeck-Blankensee (EDHL), Schwerin-Parchim (EDOP), Sylt (EDXW)
- Others: Ingolstadt/Manching (ETSI), Laage (ETNL), Mannheim City (EDFM)








ATFM Arrival Delay

(Data Source: NM statistics, DFS LIZ)

ATFM Arrival Delay with reference to the relevant airport, in minutes per IFR arrival.

ATFM Arrival Delay:

sum of all arrival ATFM delay divided by the sum of all inbound flights for the particular traffic volume

Airports		ATC Delay [min/arrival]	non ATC Delay [min/arrival]	
	All Airports	0	0,4193	
EDDF	Frankfurt/Main	0	1,0171	
EDDL	Düsseldorf	0	0,8403	
EDDP	Leipzig/Halle	0	0,3569	
EDDM	München	0	0,2310	
EDDH	Hamburg	0	0,1873	
EDDK	Köln/Bonn	0	0,0801	

Please note: The ATFM delay data are provided by NM statistics. Due to internal distribution of the ATFM delay, data are modified by CC/FC and TWR/M. The inbound flight information is based on LIZ statistics.

All Airports means all international German airports: Berlin-Schönefeld (EDDB), Berlin-Tegel (EDDT), Bremen (EDDW), Dresden (EDDC), Düsseldorf (EDDL), Erfurt/Weimar (EDDE), Frankfurt/Main (EDDF), Hamburg (EDDH), Hannover (EDDV), Köln/Bonn (EDDK), Leipzig/Halle (EDDP), München (EDDM), Münster/Osnabrück (EDDG), Nürnberg (EDDN), Saarbrücken (EDDR), Stuttgart (EDDS)