



LIZ Bulletin

DFS Situation and Information Centre

Week 6

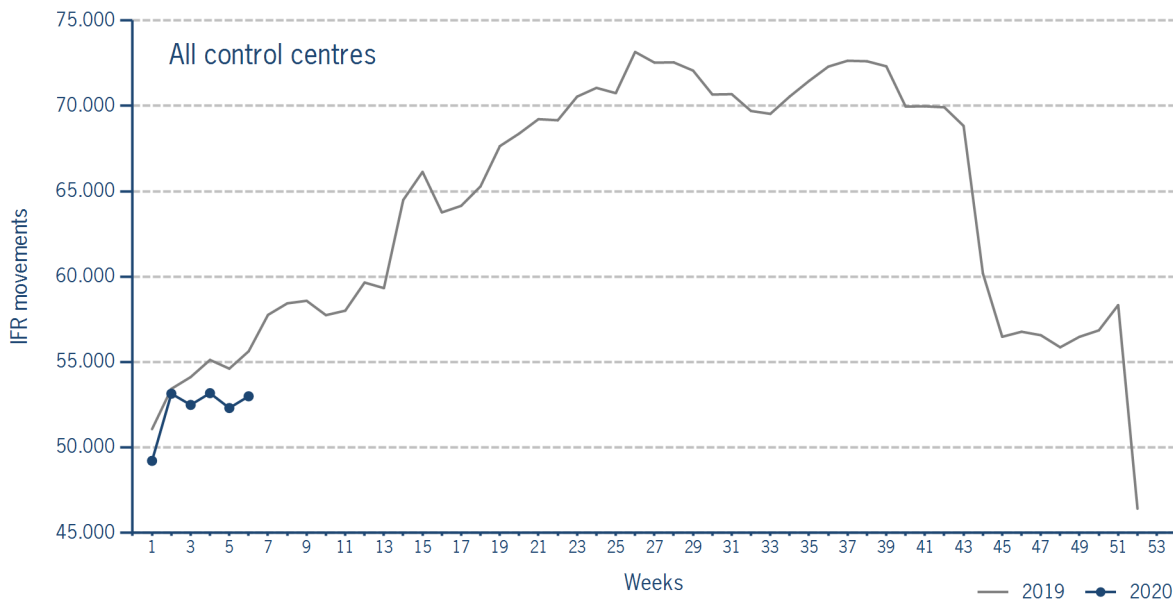
3 FEB 2020 - 9 FEB 2020

Version 12.02.2020

IFR flights in the Federal Republic of Germany

IFR movements (entries, exits, overflights and domestics) in all control sectors with a German designator.

	2020	2019	Trend
Week 6	52.992	55.626	-4,7%
Cumulated Weeks	313.308	323.968	-3,3%

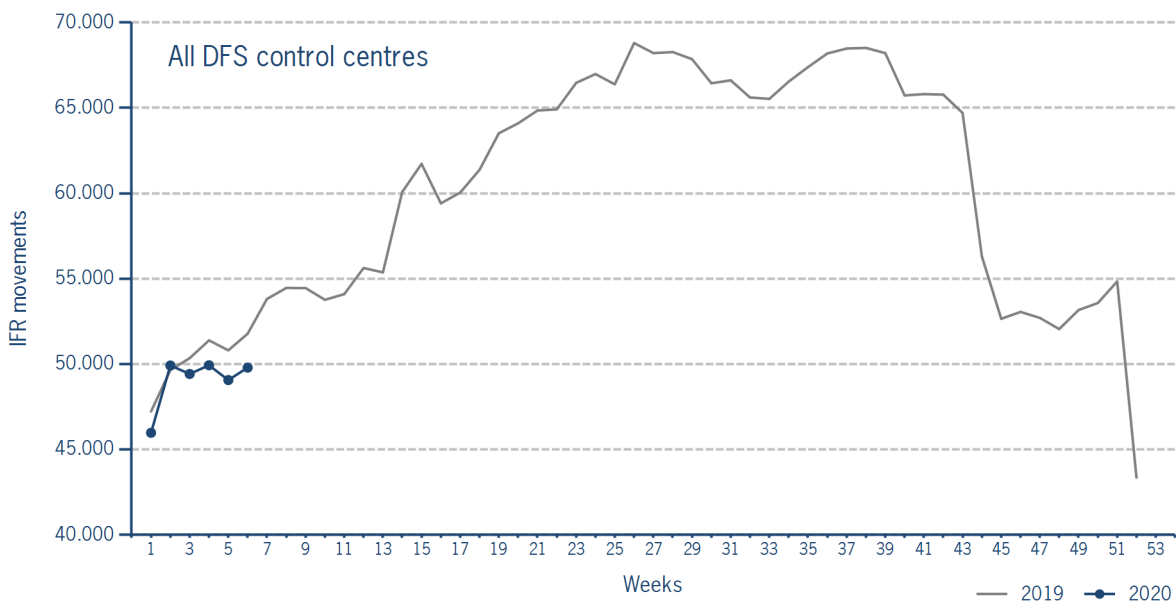


Please note: This count covers the traffic in the area build by all control sectors with a German designator („ED“), regardless of the service provider, including civil and military traffic in sectors controlled by DFS and Maastricht UAC (Maastricht-Hannover sectors). The area counted is composed of modular control sectors designed for ATC purposes with partly cross border structures and is therefore not identical to the political border of the Federal Republic of Germany or the national Flight Information Region (FIR).

IFR flights controlled by DFS

IFR movements (entries, exits, overflights and domestics) in control sectors controlled by DFS.

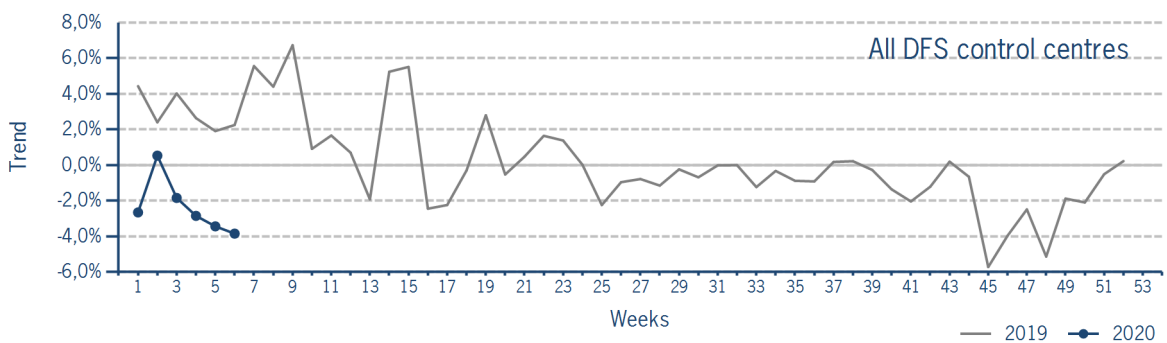
	2020	2019	Trend
Week 6	49.787	51.774	-3,8%
Cumulated Weeks	294.067	301.164	-2,4%



Please note: This count covers the traffic in the area build by control sectors of DFS control centres, including civil and military traffic. Traffic in Maastricht UAC (Maastricht-Hannover sectors) is not counted.

IFR flights controlled by DFS - trend

Trend in the number of IFR movements (entries, exits, overflights and domestics) in control sectors controlled by DFS.

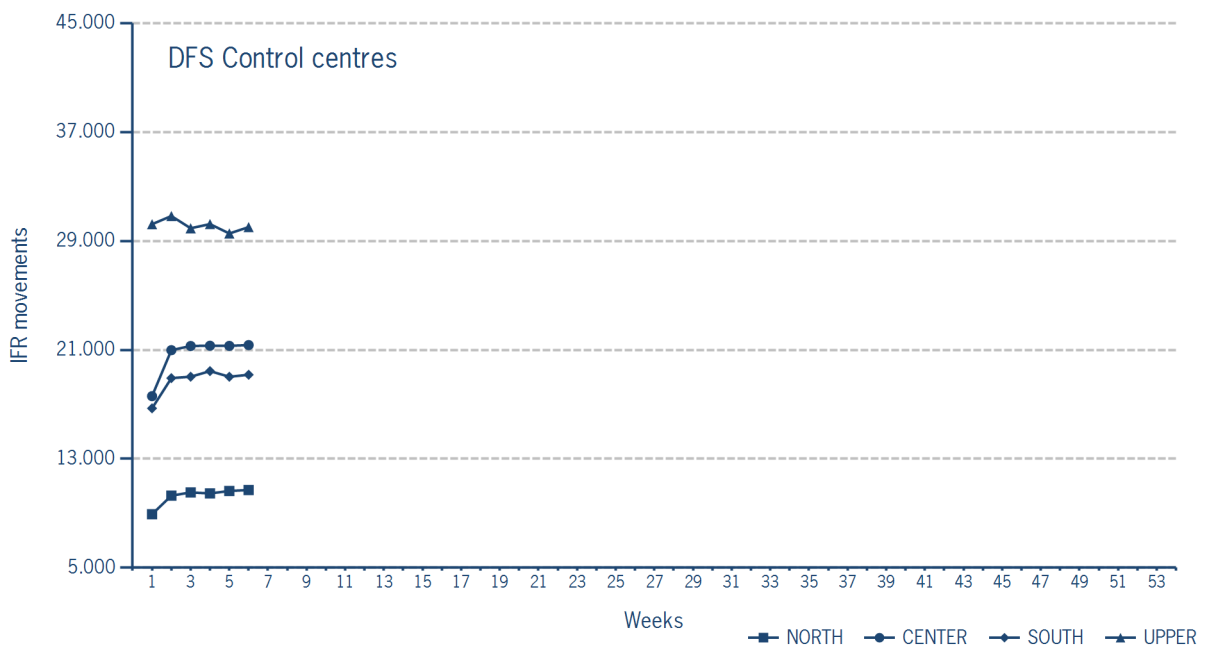


IFR flights controlled by DFS - in detail

IFR movements (entries, exits, overflights and domestics) controlled by DFS at the different control centres.

	NORTH	CENTER	SOUTH	UPPER
Week 6	10.713	21.356	19.175	30.020
Trend	-8,8%	-5,0%	-4,6%	-3,5%
Cumulated Weeks	61.569	123.834	112.311	180.814
Trend	-7,4%	-3,6%	-2,2%	-2,2%

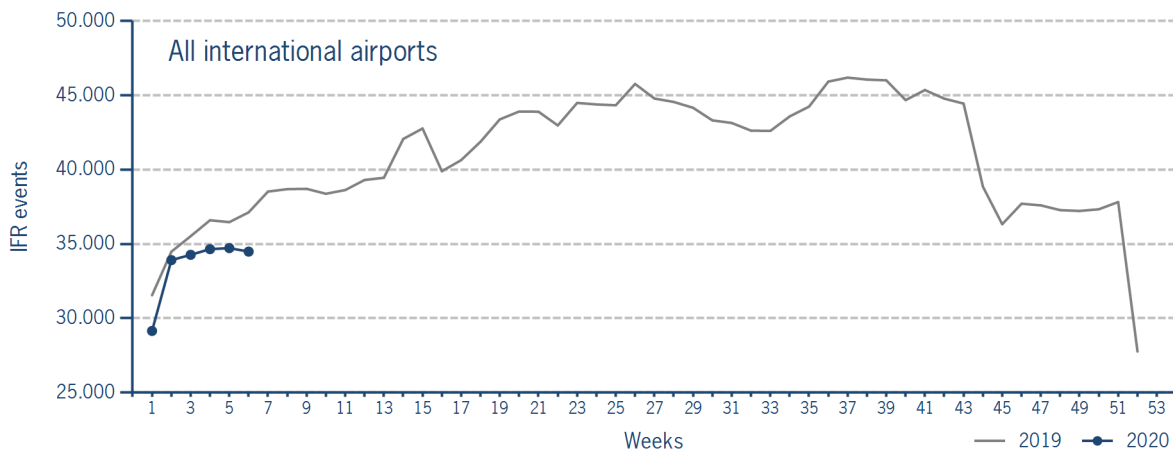
Please note: The trend numbers compare counts of the airspaces in their current configuration to the count of the same airspace in 2019.



IFR flights at international German airports

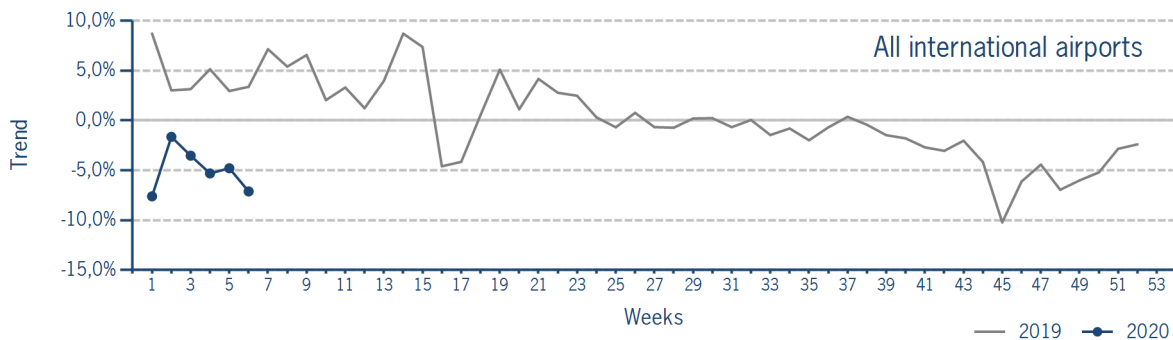
IFR events (take-offs and landings) at the international DFS towers in the Federal Republic of Germany.

	2020	2019	Trend
Week 6	34.487	37.128	-7,1%
Cumulated Weeks	201.198	211.748	-5,0%



IFR flights at international German airports - trend

Trend in the number of IFR events (take-offs and landings) at the international DFS towers in the Federal Republic of Germany.



IFR flights at international German airports - airport category

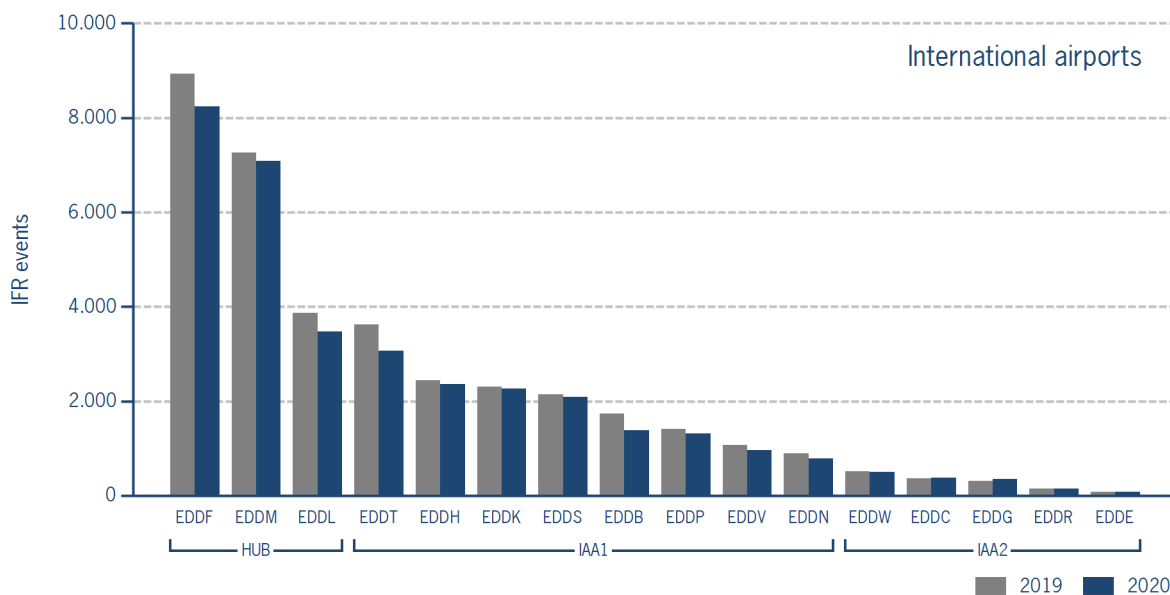
IFR events (take-offs and landings) at the international DFS towers in the Federal Republic of Germany differentiated by Hub Gateways (HUB), International Access Airports 1 (IAA1) and International Access Airports 2 (IAA2).

	HUB	IAA1	IAA2
Week 6	18.798	14.233	1.456
Trend	-6,3%	-9,0%	2,0%
Cumulated Weeks	110.488	83.032	7.678
Trend	-4,5%	-6,0%	-0,1%

IFR flights at international German airports - in detail

IFR events (take-offs and landings) at the different international DFS towers in the Federal Republic of Germany.

		Week 6	Trend	Week 1 - 6	Trend
HUB					
EDDF	Frankfurt/Main	8.238	-7,8%	48.674	-4,9%
EDDL	Düsseldorf	3.469	-10,4%	20.770	-8,3%
EDDM	München	7.091	-2,4%	41.044	-2,0%
IAA1					
EDDB	Berlin-Schönefeld	1.382	-20,5%	8.349	-14,3%
EDDH	Hamburg	2.355	-3,7%	13.771	-6,2%
EDDK	Köln/Bonn	2.268	-1,8%	13.304	0,4%
EDDN	Nürnberg	790	-11,1%	4.652	-5,4%
EDDP	Leipzig/Halle	1.309	-7,4%	7.477	-3,6%
EDDS	Stuttgart	2.092	-2,7%	11.953	0,8%
EDDT	Berlin-Tegel	3.070	-15,2%	17.850	-12,5%
EDDV	Hannover	967	-9,5%	5.676	-1,1%
IAA2					
EDDC	Dresden	381	3,0%	2.025	-1,9%
EDDE	Erfurt/Weimar	75	-6,3%	383	-8,2%
EDDG	Münster/Osnabrück	354	12,7%	1.779	8,8%
EDDR	Saarbrücken	143	-4,0%	702	-11,1%
EDDW	Bremen	503	-2,1%	2.789	0,3%



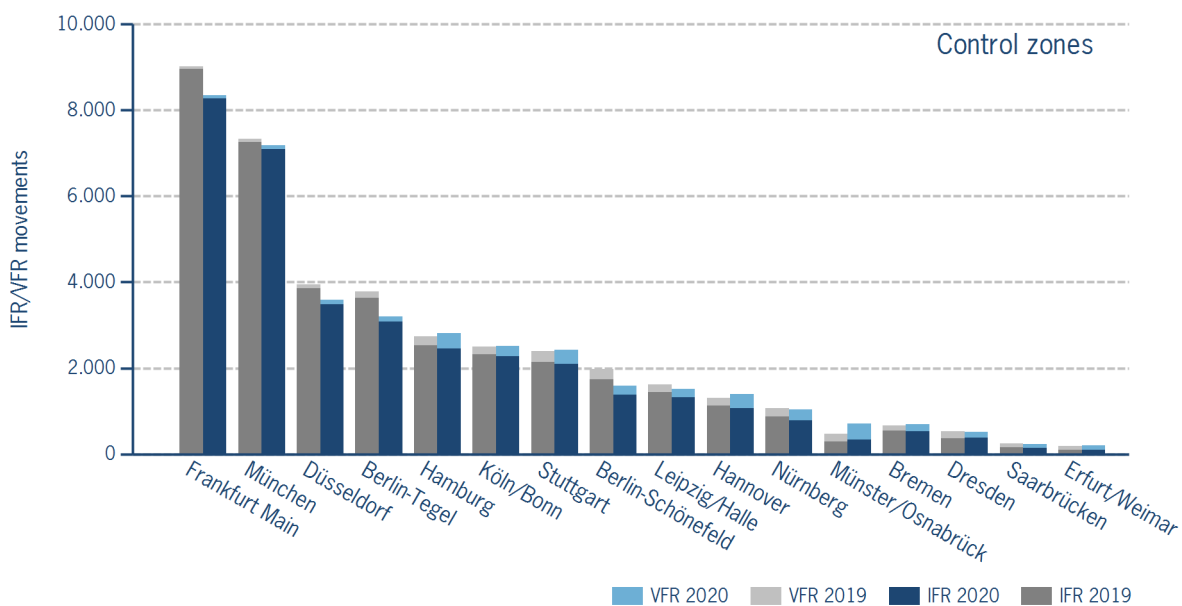
IFR/VFR flights in control zones of DFS towers

IFR/VFR movements (entries, exits, overflights and domestics) at the different control zones of international DFS towers.

	Week 6	Trend	Week 1 - 6	Trend
Berlin-Schönefeld	1.587	-19,9%	9.396	-12,2%
Berlin-Tegel	3.208	-15,3%	18.563	-11,8%
Bremen	692	3,7%	3.588	-1,3%
Dresden	522	-2,2%	2.944	6,4%
Düsseldorf	3.592	-8,9%	21.371	-7,7%
Erfurt/Weimar	196	1,6%	913	8,8%
Frankfurt Main	8.355	-7,4%	49.072	-4,9%
Hamburg	2.815	2,8%	15.554	-5,1%
Hannover	1.400	7,0%	7.594	5,4%
Köln/Bonn	2.511	0,4%	14.367	1,5%
Leipzig/Halle	1.515	-6,7%	8.414	-3,3%
München	7.188	-2,0%	41.564	-1,9%
Münster/Osnabrück	706	50,2%	2.979	14,6%
Nürnberg	1.033	-2,8%	5.660	0,1%
Saarbrücken	239	-1,6%	1.024	-13,7%
Stuttgart	2.418	0,9%	13.279	3,9%

Additional information:

Münster reported no glider movements for the current week, i.e. no glider movements for the cumulated year.



IFR flights at regional German airports - in detail

IFR events (take-offs and landings) at the different regional towers in the Federal Republic of Germany with control zone and barely any PPR.

	2020	2019	Trend
Week 6	2.751	2.916	-5,7%
Cumulated Weeks	14.756	15.388	-4,1%

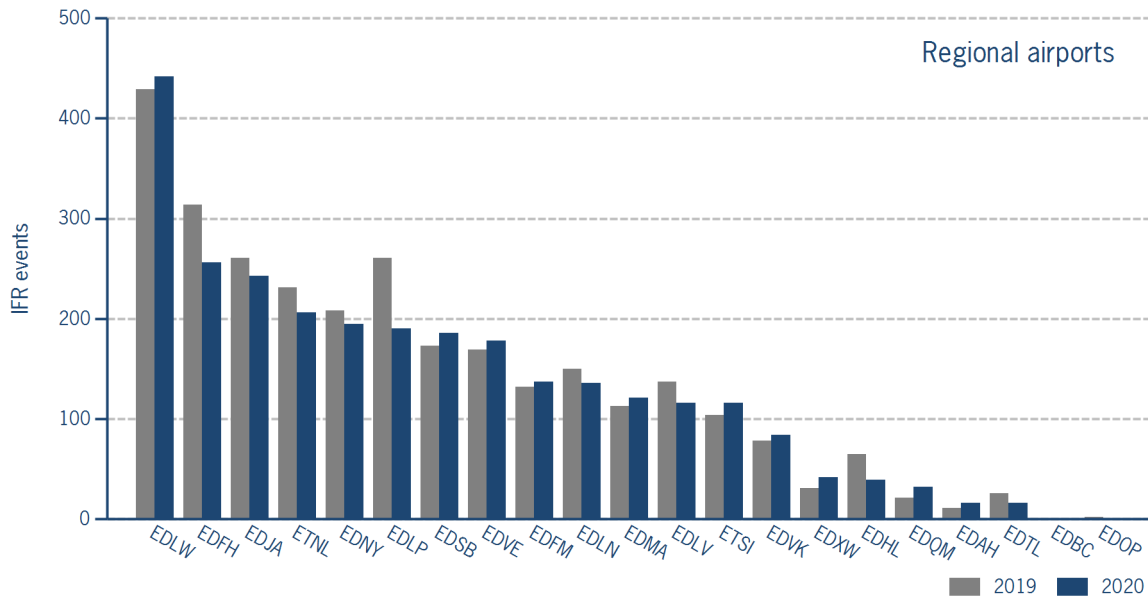
	Week 6	Trend	Week 1 - 6	Trend
EDAH Heringsdorf	16	45,5%	110	93,0%
EDBC Magdeburg/Cochstedt	0	N/A	0	-100,0%
EDFH Frankfurt-Hahn	256	-18,5%	1.409	-24,1%
EDFM Mannheim City	137	3,8%	628	7,7%
EDHL Lübeck-Blankensee	39	-40,0%	190	-41,2%
EDJA Memmingen	243	-6,9%	1.528	2,8%
EDLN Mönchengladbach	136	-9,3%	593	-3,7%
EDLP Paderborn/Lippstadt	190	-27,2%	951	-22,0%
EDLV Niederrhein	116	-15,3%	679	-15,7%
EDLW Dortmund	442	3,0%	2.523	5,5%
EDMA Augsburg	121	7,1%	597	18,0%
EDNY Friedrichshafen	195	-6,3%	1.073	4,7%
EDOP Schwerin-Parchim	0	-100,0%	0	-100,0%
EDQM Hof-Plauen	32	52,4%	140	26,1%
EDSB Karlsruhe/Baden-Baden	186	7,5%	1.069	0,8%
EDTL Lahr	16	-38,5%	110	-14,1%
EDVE Braunschweig-Wolfsburg	178	5,3%	849	-2,1%
EDVK Kassel-Calden	84	7,7%	376	10,9%
EDXW Sylt	42	35,5%	350	0,3%
ETNL Laage	206	-10,8%	1.094	-0,5%
ETSI Ingolstadt/Manching	116	11,5%	487	-12,4%

*The value is of limited conclusiveness (OLC).

Please note: The airport Magdeburg-Cochstedt (EDBC) is currently closed and the airport Sylt (EDXW) is now assigned to Austro Control.

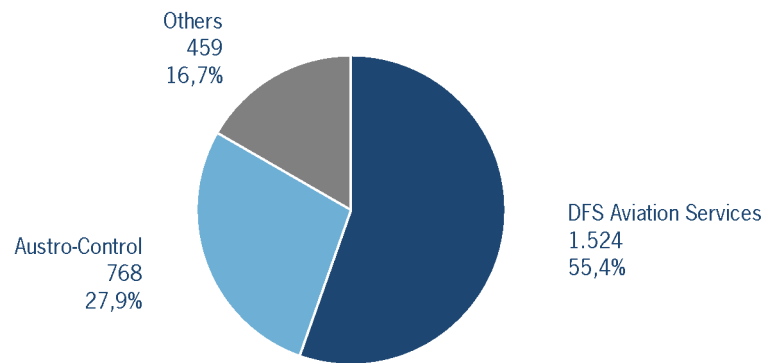
IFR flights at regional German airports - in detail

IFR events (take-offs and landings) at the different regional towers in the Federal Republic of Germany with control zone and barely any PPR.



IFR flights at regional German airports - air traffic service providers

Percentage of IFR events (take-offs and landings) at the regional towers in the Federal Republic of Germany differentiated between DFS Aviation Services, Austro Control and other providers.



- DFS Aviation Services: Dortmund (EDLW), Friedrichshafen (EDNY), Karlsruhe/Baden-Baden (EDSB), Lahr (EDTL), Magdeburg/Cochstedt (EDBC), Memmingen (EDJA), Mönchengladbach (EDLN), Niederrhein (EDLV), Paderborn/Lippstadt (EDLP)
- Austro Control: Augsburg (EDMA), Braunschweig-Wolfsburg (EDVE), Frankfurt-Hahn (EDFH), Heringsdorf (EDAH), Hof-Plauen (EDQM), Kassel-Calden (EDVK), Lübeck-Blankensee (EDHL), Schwerin-Parchim (EDOP), Sylt (EDXW)
- Others: Ingolstadt/Manching (ETSI), Laage (ETNL), Mannheim City (EDFM)

ATFM Arrival Delay

(Data Source: NM statistics, DFS LIZ)

ATFM Arrival Delay with reference to the relevant airport, in minutes per IFR arrival.

ATFM Arrival Delay:

sum of all arrival ATFM delay divided by the sum of all inbound flights for the particular traffic volume

Airports		ATC Delay [min/arrival]	non ATC Delay [min/arrival]	
	All Airports	0,0175	0,0629	
EDDL	Düsseldorf	0	0,2698	
EDDM	München	0,0849	0,0492	
EDDF	Frankfurt/Main	0	0,1070	

Please note: The ATFM delay data are provided by NM statistics. Due to internal distribution of the ATFM delay, data are modified by CC/FC and TWR/M. The inbound flight information is based on LIZ statistics.

All Airports means all international German airports: Berlin-Schönefeld (EDDB), Berlin-Tegel (EDDT), Bremen (EDDW), Dresden (EDDC), Düsseldorf (EDDL), Erfurt/Weimar (EDDE), Frankfurt/Main (EDDF), Hamburg (EDDH), Hannover (EDDV), Köln/Bonn (EDDK), Leipzig/Halle (EDDP), München (EDDM), Münster/Osnabrück (EDDG), Nürnberg (EDDN), Saarbrücken (EDDR), Stuttgart (EDDS)