



LIZ Bulletin

DFS Situation and Information Centre

Week 5

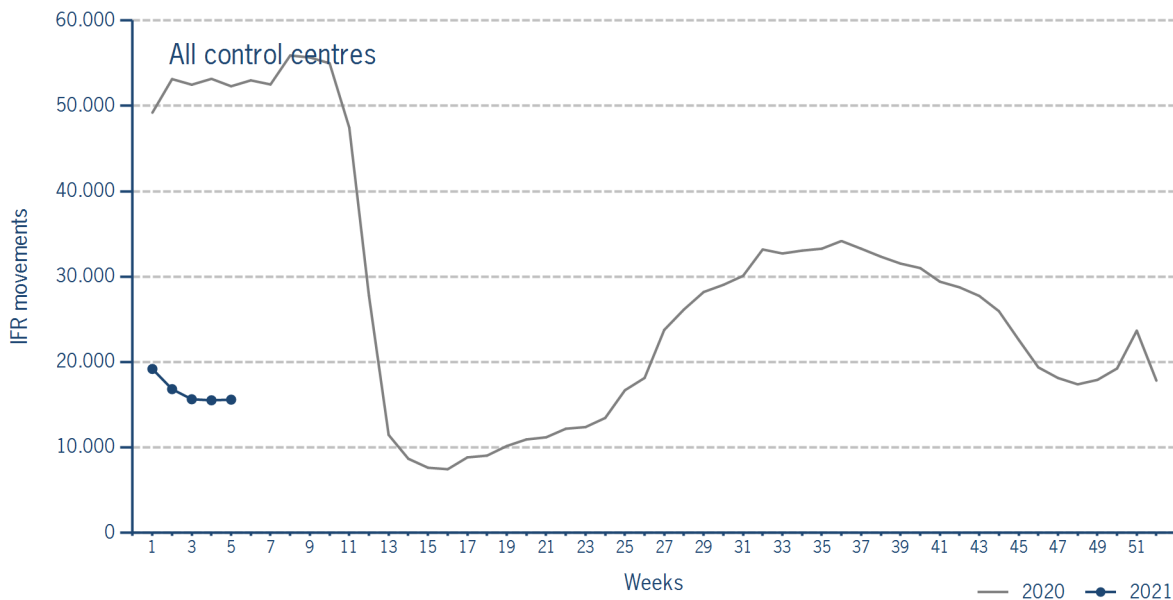
1 FEB 2021 - 7 FEB 2021

Version 10.02.2021

IFR flights in the Federal Republic of Germany

IFR movements (entries, exits, overflights and domestics) in all control sectors with a German designator.

	2021	2020	Trend
Week 5	15.587	52.304	-70,2%
Cumulated Weeks	82.733	260.316	-68,2%

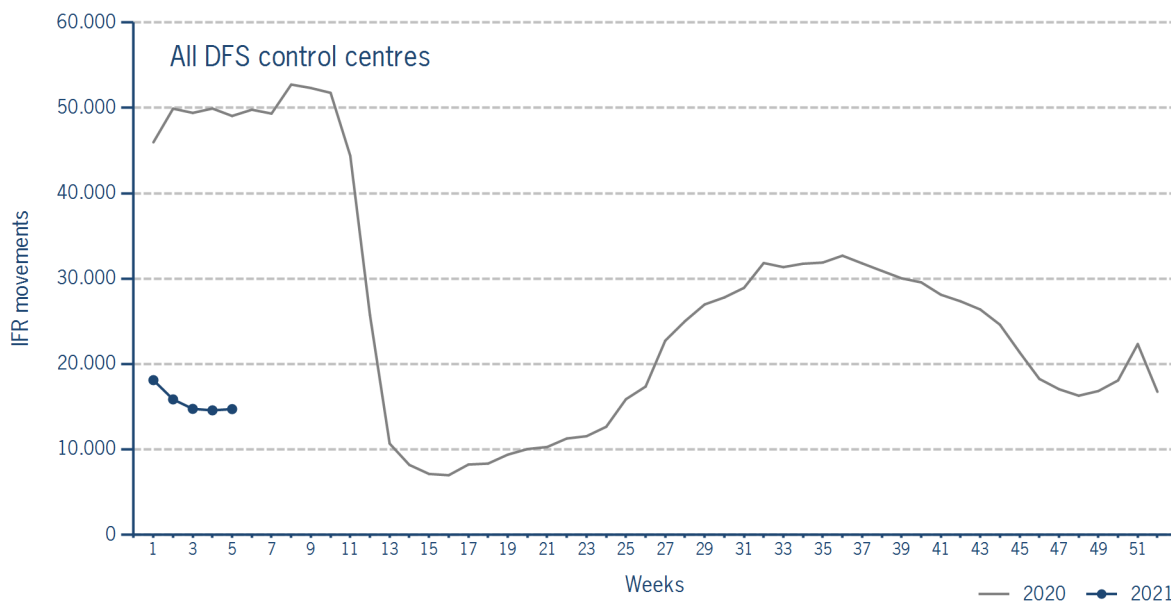


Please note: This count covers the traffic in the area build by all control sectors with a German designator („ED“), regardless of the service provider, including civil and military traffic in sectors controlled by DFS and Maastricht UAC (Maastricht-Hannover sectors). The area counted is composed of modular control sectors designed for ATC purposes with partly cross border structures and is therefore not identical to the political border of the Federal Republic of Germany or the national Flight Information Region (FIR).

IFR flights controlled by DFS

IFR movements (entries, exits, overflights and domestics) in control sectors controlled by DFS.

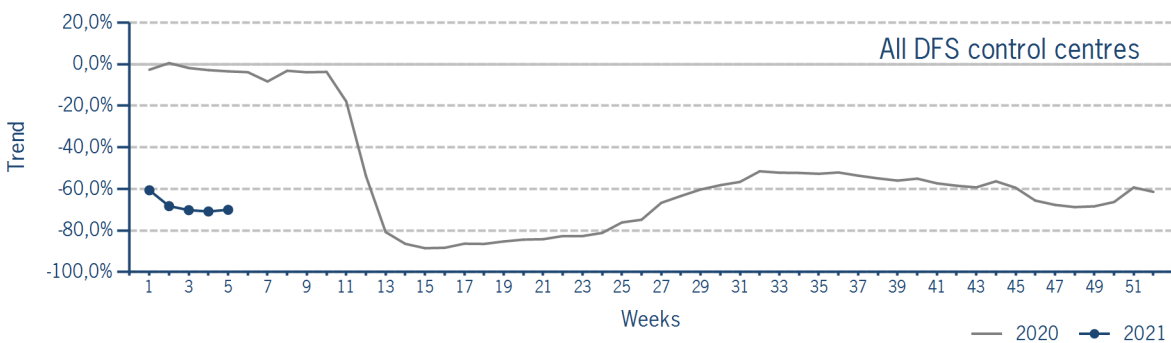
	2021	2020	Trend
Week 5	14.712	49.058	-70,0%
Cumulated Weeks	77.984	244.280	-68,1%



Please note: This count covers the traffic in the area build by control sectors of DFS control centres, including civil and military traffic. Traffic in Maastricht UAC (Maastricht-Hannover sectors) is not counted.

IFR flights controlled by DFS - trend

Trend in the number of IFR movements (entries, exits, overflights and domestics) in control sectors controlled by DFS.

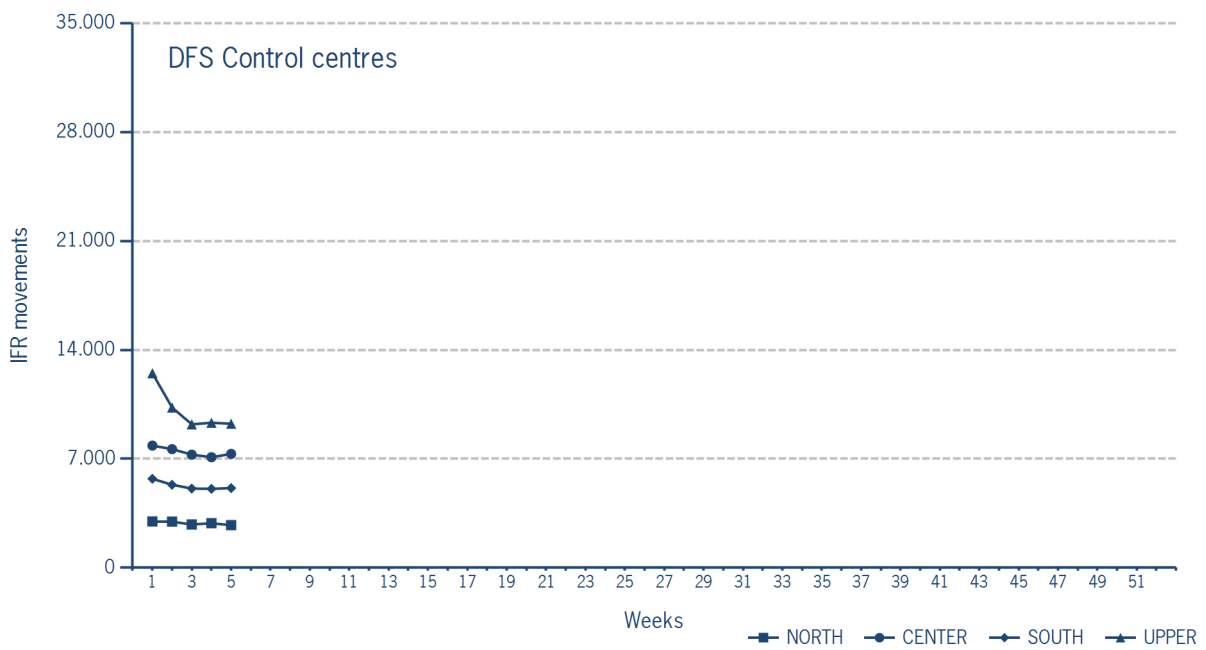


IFR flights controlled by DFS - in detail

IFR movements (entries, exits, overflights and domestics) controlled by DFS at the different control centres.

	NORTH	CENTER	SOUTH	UPPER
Week 5	2.739	7.319	5.119	9.256
Trend	-74,3%	-65,6%	-73,1%	-68,7%
Cumulated Weeks	14.308	37.166	26.328	50.591
Trend	-71,9%	-63,7%	-71,7%	-66,5%

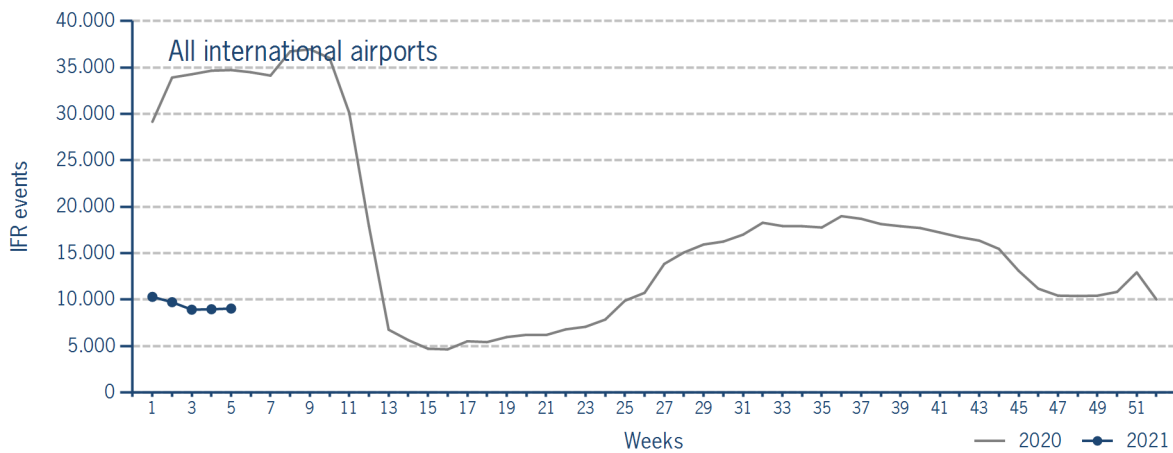
Please note: The trend numbers compare counts of the airspaces in their current configuration to the count of the same airspace in 2020.



IFR flights at international German airports

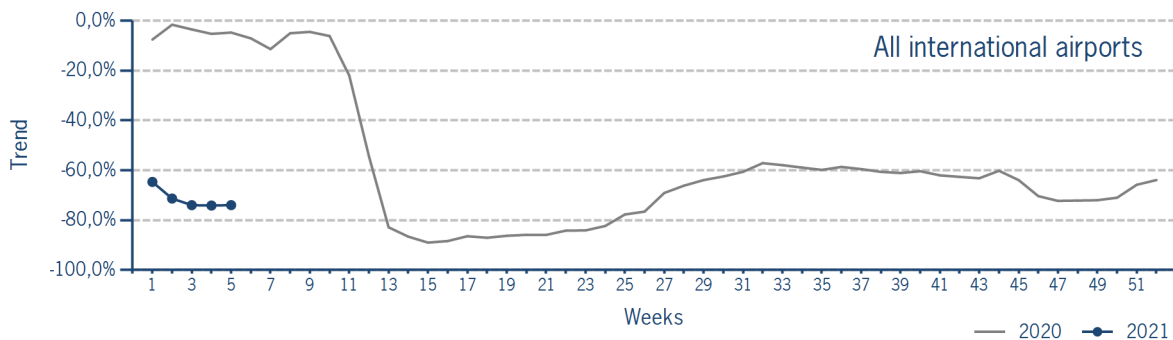
IFR events (take-offs and landings) at the international DFS towers in the Federal Republic of Germany.

	2021	2020	Trend
Week 5	9.047	34.722	-73,9%
Cumulated Weeks	46.990	166.711	-71,8%



IFR flights at international German airports - trend

Trend in the number of IFR events (take-offs and landings) at the international DFS towers in the Federal Republic of Germany.



IFR flights at international German airports - airport category

IFR events (take-offs and landings) at the international DFS towers in the Federal Republic of Germany differentiated by Hub Gateways (HUB), International Access Airports 1 (IAA1) and International Access Airports 2 (IAA2).

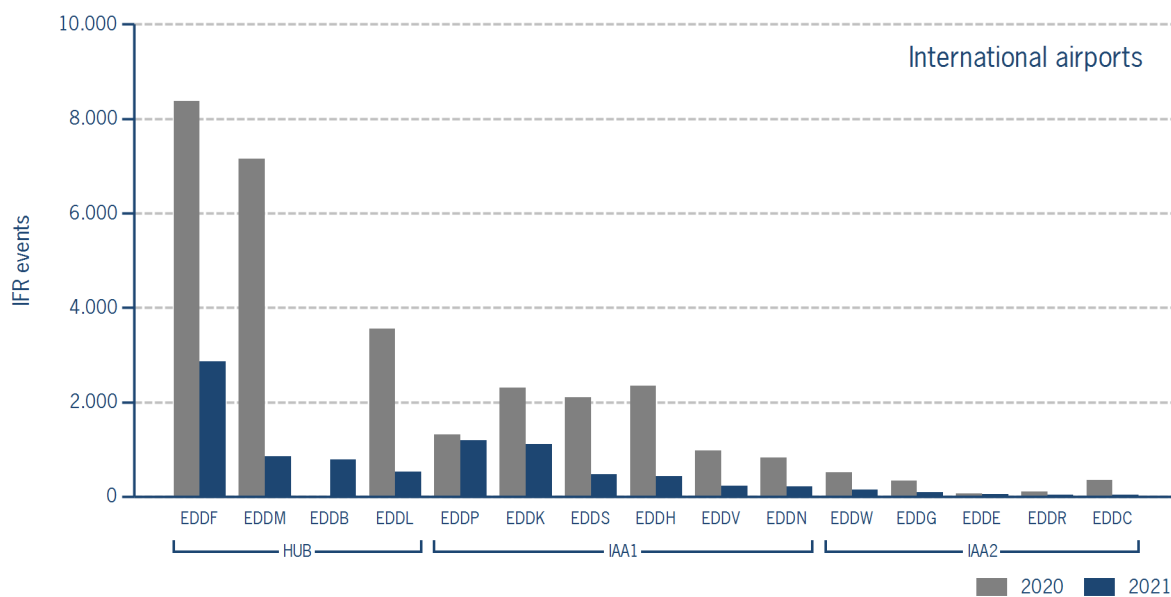
	HUB	IAA1	IAA2
Week 5	5.028	3.647	372
Trend*	-73,7%	-74,4%	-73,2%
Cumulated Weeks	27.005	18.255	1.730
Trend*	-70,5%	-73,5%	-72,2%

*Please note: Berlin-Schönefeld used to be listed as IAA1. Berlin-Brandenburg is listed as a HUB.

IFR flights at international German airports - in detail

IFR events (take-offs and landings) at the different international DFS towers in the Federal Republic of Germany.

		Week 5	Trend	Week 1 - 5	Trend
HUB					
EDDB	Berlin-Brandenburg	788	N/A	4.196	N/A
EDDF	Frankfurt/Main	2.857	-65,9%	14.746	-63,5%
EDDL	Düsseldorf	533	-85,0%	2.887	-83,3%
EDDM	München	850	-88,1%	5.176	-84,8%
IAA1					
EDDH	Hamburg	436	-81,4%	2.478	-78,3%
EDDK	Köln/Bonn	1.108	-51,8%	5.421	-50,9%
EDDN	Nürnberg	215	-73,8%	855	-77,9%
EDDP	Leipzig/Halle	1.189	-10,0%	5.981	-3,0%
EDDS	Stuttgart	476	-77,3%	2.284	-76,8%
EDDV	Hannover	223	-77,3%	1.236	-73,8%
IAA2					
EDDC	Dresden	35	-90,1%	238	-85,5%
EDDE	Erfurt/Weimar	51	-27,1%	213	-30,8%
EDDG	Münster/Osnabrück	94	-72,0%	453	-68,2%
EDDR	Saarbrücken	39	-63,2%	187	-66,5%
EDDW	Bremen	153	-70,5%	639	-72,0%



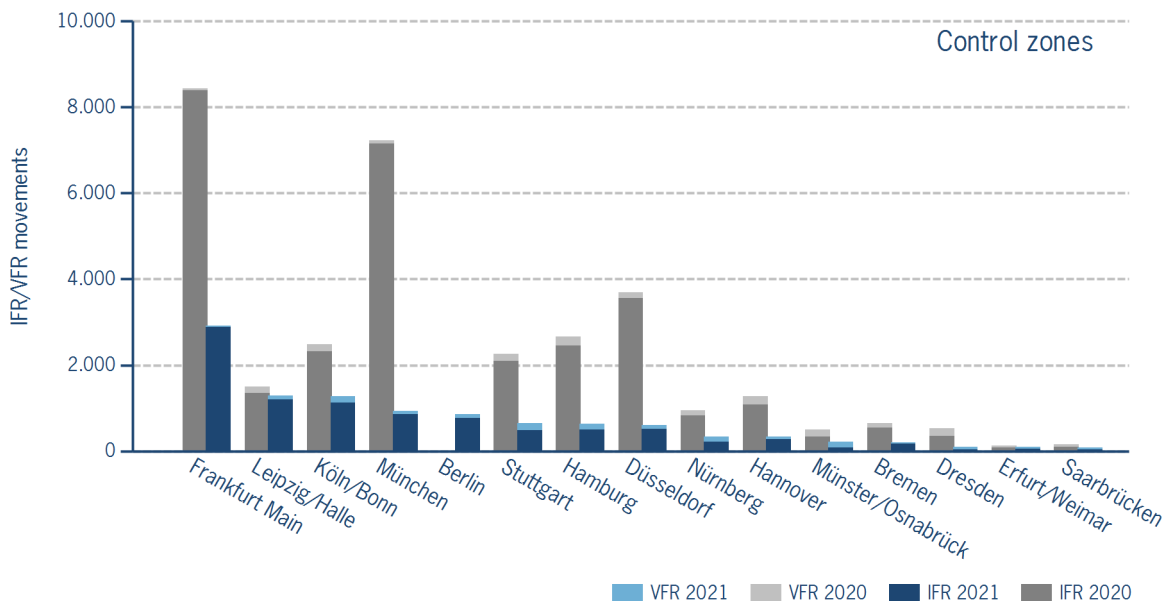
IFR/VFR flights in control zones of DFS towers

IFR/VFR movements (entries, exits, overflights and domestics) at the different control zones of international DFS towers.

	Week 5	Trend	Week 1 - 5	Trend
Berlin	854	N/A	4.586	N/A
Bremen	207	-68,2%	1.175	-59,4%
Dresden	105	-80,0%	657	-72,9%
Düsseldorf	607	-83,5%	3.346	-81,2%
Erfurt/Weimar	97	-27,6%	441	-38,5%
Frankfurt Main	2.922	-65,3%	15.177	-62,7%
Hamburg	637	-76,1%	3.686	-71,1%
Hannover	334	-73,8%	2.398	-61,3%
Köln/Bonn	1.270	-49,0%	6.130	-48,3%
Leipzig/Halle	1.295	-13,4%	6.532	-5,3%
München	926	-87,2%	5.516	-84,0%
Münster/Osnabrück	212	-58,1%	1.142	-49,8%
Nürnberg	343	-63,6%	1.378	-70,2%
Saarbrücken	88	-45,7%	374	-52,4%
Stuttgart	651	-71,1%	2.943	-72,9%

Additional information:

Münster reported no glider movements for the current week, i.e. no glider movements for the cumulated year.



IFR flights at regional German airports - in detail

IFR events (take-offs and landings) at the different regional towers in the Federal Republic of Germany with control zone and barely any PPR.

	2021	2020	Trend
Week 5	1.373	2.520	-45,5%
Cumulated Weeks	5.989	12.005	-50,1%

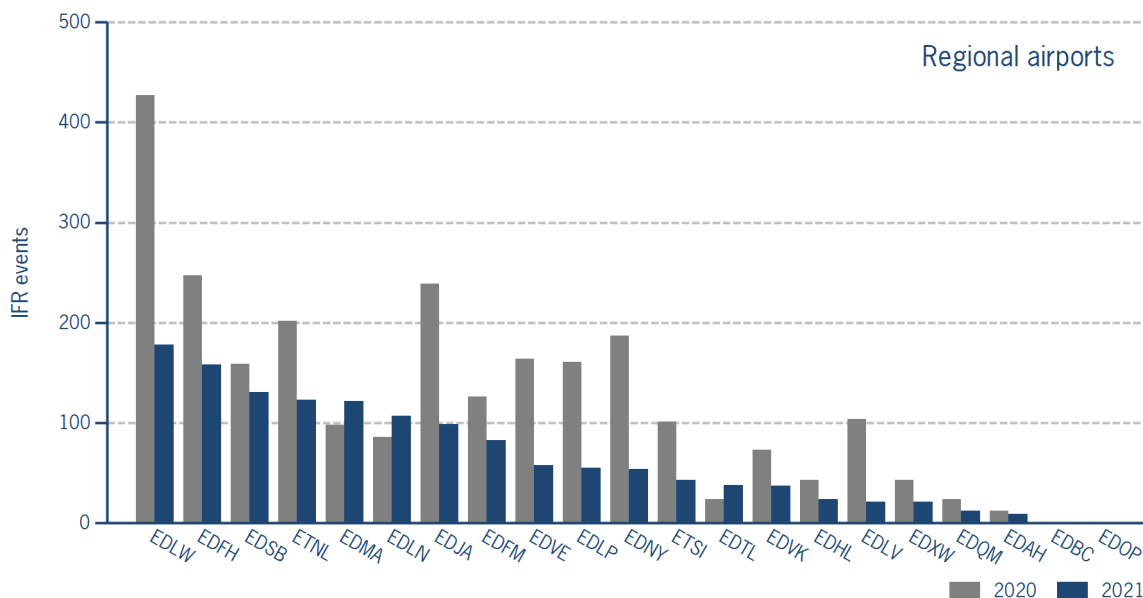
	Week 5	Trend	Week 1 - 5	Trend
EDAH Heringsdorf	9	-25,0%	15	-84,0%
EDBC Magdeburg/Cochstedt	0	N/A	0	N/A
EDFH Frankfurt-Hahn	158	-36,0%	791	-31,4%
EDFM Mannheim City	83	-34,1%	348	-29,1%
EDHL Lübeck-Blankensee	24	-44,2%	156	3,3%
EDJA Memmingen	99	-58,6%	462	-64,0%
EDLN Mönchengladbach	107	24,4%	506	10,7%
EDLP Paderborn/Lippstadt	55	-65,8%	237	-68,9%
EDLV Niederrhein	21	-79,8%	93	-83,5%
EDLW Dortmund	178	-58,3%	797	-61,7%
EDMA Augsburg	122	24,5%	433	-9,0%
EDNY Friedrichshafen	54	-71,1%	186	-78,8%
EDOP Schwerin-Parchim	0	OLC*	0	OLC*
EDQM Hof-Plauen	12	-50,0%	55	-49,1%
EDSB Karlsruhe/Baden-Baden	131	-17,6%	571	-35,3%
EDTL Lahr	38	58,3%	102	8,5%
EDVE Braunschweig-Wolfsburg	58	-64,6%	311	-53,7%
EDVK Kassel-Calden	37	-49,3%	188	-35,6%
EDXW Sylt	21	-51,2%	135	-56,2%
ETNL Laage	123	-39,1%	475	-46,5%
ETSI Ingolstadt/Manching	43	-57,4%	128	-65,5%

*The value is of limited conclusiveness (OLC).

Please note: The airport Magdeburg-Cochstedt (EDBC) is currently closed.

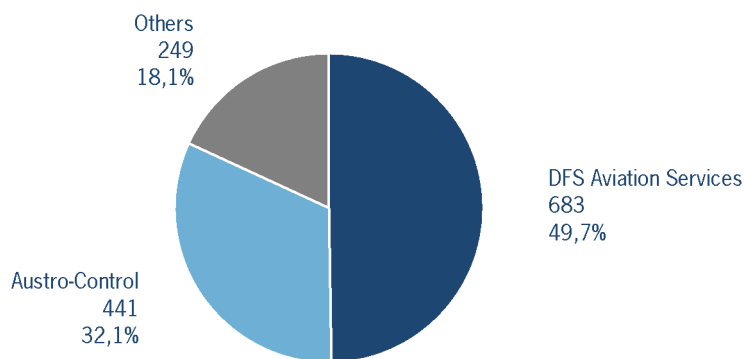
IFR flights at regional German airports - in detail

IFR events (take-offs and landings) at the different regional towers in the Federal Republic of Germany with control zone and barely any PPR.



IFR flights at regional German airports - air traffic service providers

Percentage of IFR events (take-offs and landings) at the regional towers in the Federal Republic of Germany differentiated between DFS Aviation Services, Austro Control and other providers.



DFS Aviation Services: Dortmund (EDLW), Friedrichshafen (EDNY), Karlsruhe/Baden-Baden (EDSB), Lahr (EDTL), Magdeburg/Cochstedt (EDBC), Memmingen (EDJA), Mönchengladbach (EDLN), Niederrhein (EDLV), Paderborn/Lippstadt (EDLP)

Austro Control: Augsburg (EDMA), Braunschweig-Wolfsburg (EDVE), Frankfurt-Hahn (EDFH), Heringsdorf (EDAH), Hof-Plauen (EDQM), Kassel-Calden (EDVK), Lübeck-Blankensee (EDHL), Schwerin-Parchim (EDOP), Sylt (EDXW)

Others: Ingolstadt/Manching (ETSI), Laage (ETNL), Mannheim City (EDFM)




ATFM Arrival Delay

(Data Source: NM statistics, DFS LIZ)

ATFM Arrival Delay with reference to the relevant airport, in minutes per IFR arrival.

ATFM Arrival Delay:

sum of all arrival ATFM delay divided by the sum of all inbound flights for the particular traffic volume

Airports		ATC Delay [min/arrival]	non ATC Delay [min/arrival]	
	All Airports	0	0,1035	
EDDP	Leipzig/Halle	0	0,5770	
EDDK	Köln/Bonn	0	0,2133	

Please note: The ATFM delay data are provided by NM statistics. Due to internal distribution of the ATFM delay, data are modified by CC/FC and TWR/M. The inbound flight information is based on LIZ statistics.

All Airports means all international German airports: Berlin-Brandenburg (EDDB), Berlin-Tegel (EDDT), Bremen (EDDW), Dresden (EDDC), Düsseldorf (EDDL), Erfurt/Weimar (EDDE), Frankfurt/Main (EDDF), Hamburg (EDDH), Hannover (EDDV), Köln/Bonn (EDDK), Leipzig/Halle (EDDP), München (EDDM), Münster/Osnabrück (EDDG), Nürnberg (EDDN), Saarbrücken (EDDR), Stuttgart (EDDS)