



LIZ Bulletin

DFS Situation and Information Centre

Week 4

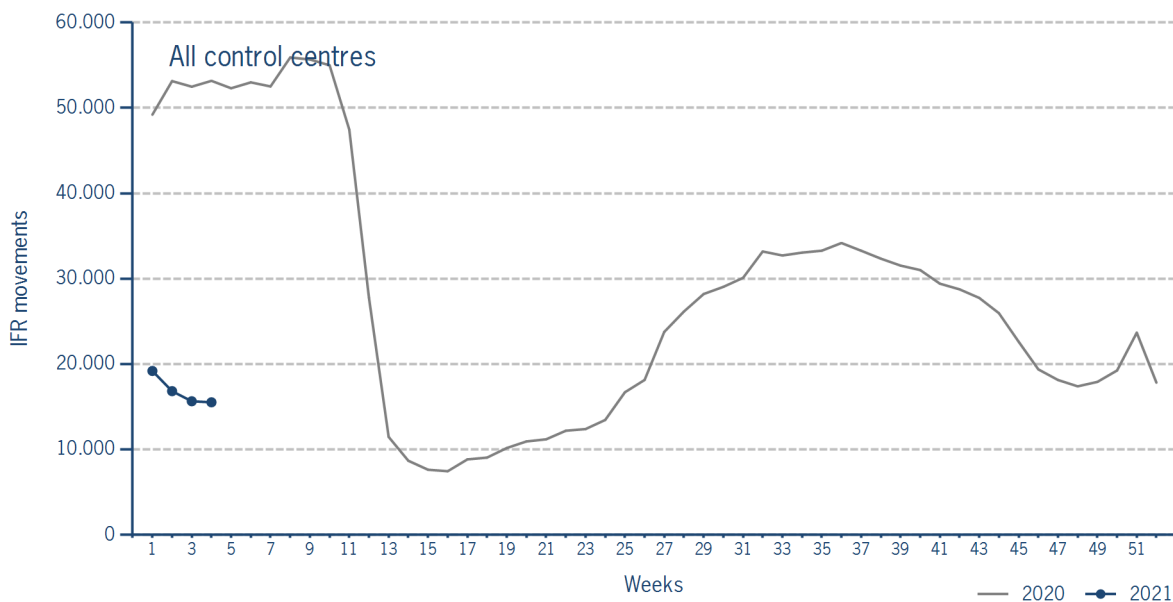
25 JAN 2021 - 31 JAN 2021

Version 02.02.2021

IFR flights in the Federal Republic of Germany

IFR movements (entries, exits, overflights and domestics) in all control sectors with a German designator.

	2021	2020	Trend
Week 4	15.514	53.173	-70,8%
Cumulated Weeks	67.146	208.012	-67,7%

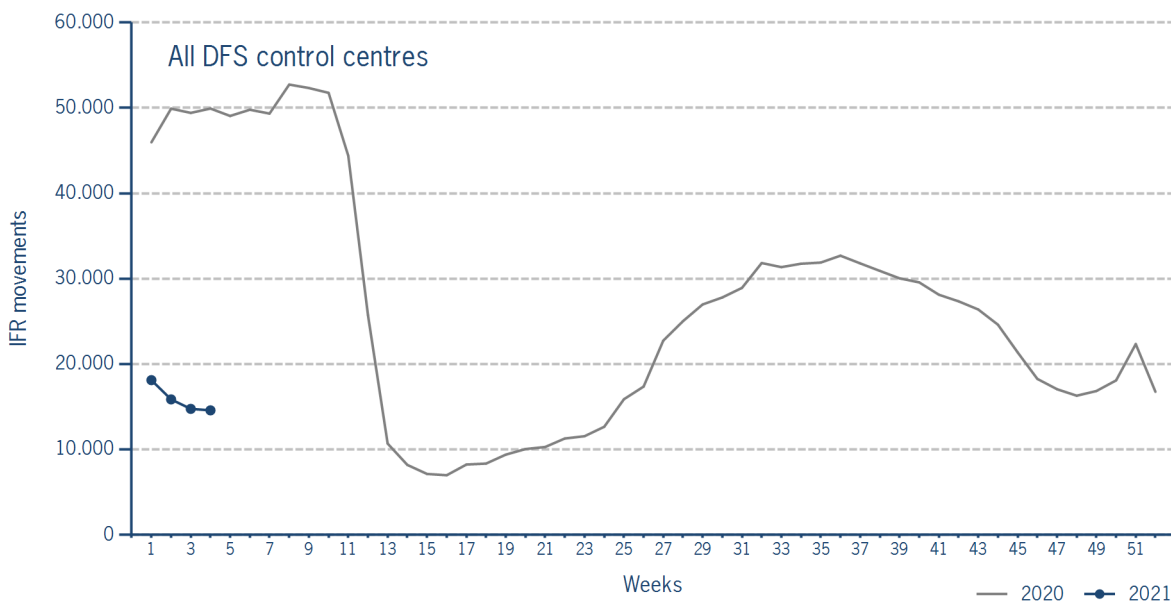


Please note: This count covers the traffic in the area build by all control sectors with a German designator („ED“), regardless of the service provider, including civil and military traffic in sectors controlled by DFS and Maastricht UAC (Maastricht-Hannover sectors). The area counted is composed of modular control sectors designed for ATC purposes with partly cross border structures and is therefore not identical to the political border of the Federal Republic of Germany or the national Flight Information Region (FIR).

IFR flights controlled by DFS

IFR movements (entries, exits, overflights and domestics) in control sectors controlled by DFS.

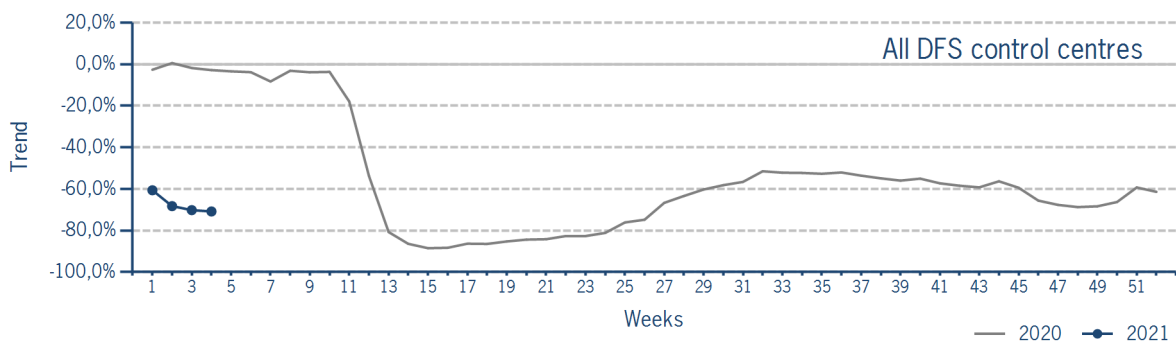
	2021	2020	Trend
Week 4	14.570	49.925	-70,8%
Cumulated Weeks	63.272	195.222	-67,6%



Please note: This count covers the traffic in the area build by control sectors of DFS control centres, including civil and military traffic. Traffic in Maastricht UAC (Maastricht-Hannover sectors) is not counted.

IFR flights controlled by DFS - trend

Trend in the number of IFR movements (entries, exits, overflights and domestics) in control sectors controlled by DFS.

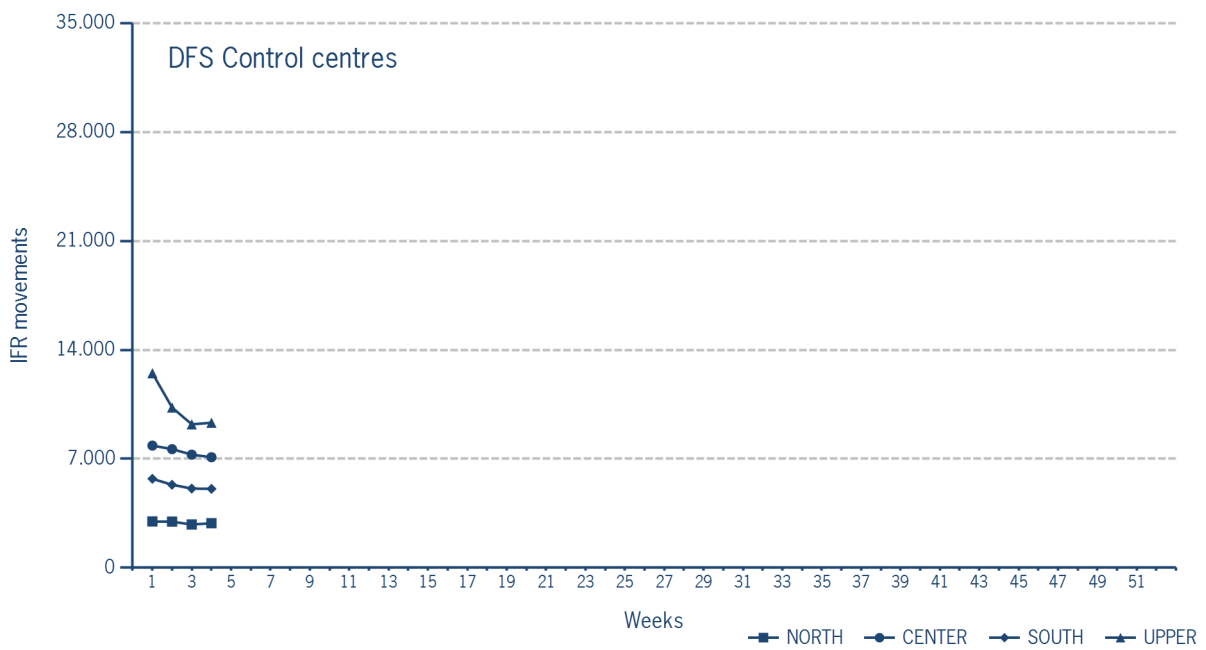


IFR flights controlled by DFS - in detail

IFR movements (entries, exits, overflights and domestics) controlled by DFS at the different control centres.

	NORTH	CENTER	SOUTH	UPPER
Week 4	2.857	7.104	5.071	9.318
Trend	-72,7%	-66,7%	-73,9%	-69,2%
Cumulated Weeks	11.569	29.847	21.209	41.335
Trend	-71,2%	-63,2%	-71,4%	-65,9%

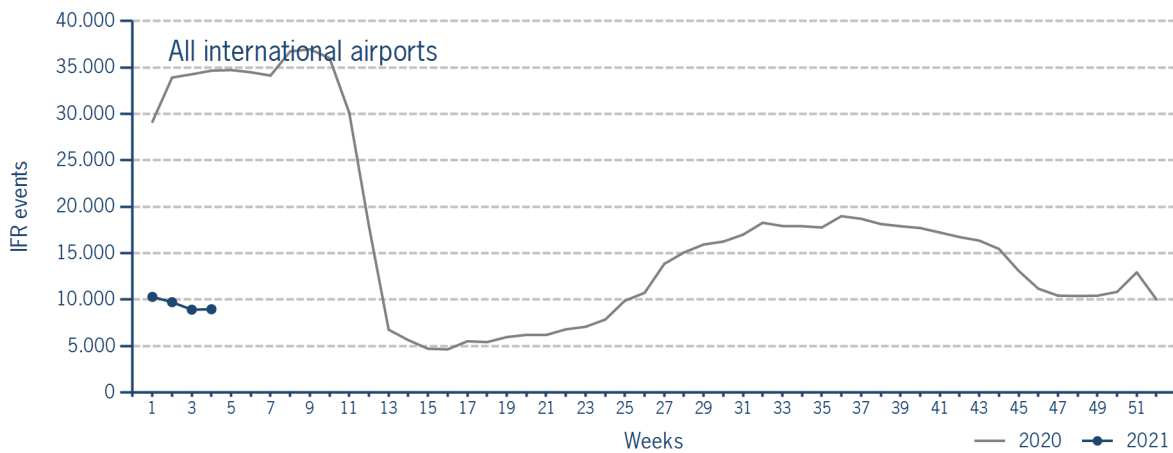
Please note: The trend numbers compare counts of the airspaces in their current configuration to the count of the same airspace in 2020.



IFR flights at international German airports

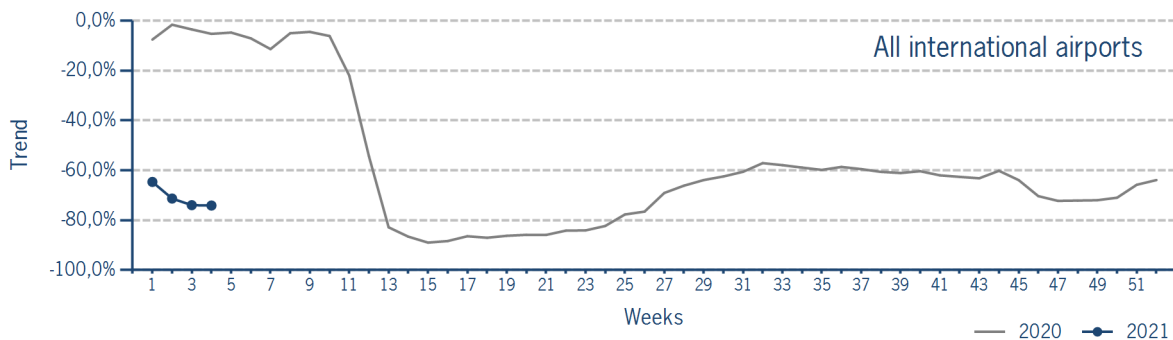
IFR events (take-offs and landings) at the international DFS towers in the Federal Republic of Germany.

	2021	2020	Trend
Week 4	8.975	34.654	-74,1%
Cumulated Weeks	37.943	131.989	-71,3%



IFR flights at international German airports - trend

Trend in the number of IFR events (take-offs and landings) at the international DFS towers in the Federal Republic of Germany.



IFR flights at international German airports - airport category

IFR events (take-offs and landings) at the international DFS towers in the Federal Republic of Germany differentiated by Hub Gateways (HUB), International Access Airports 1 (IAA1) and International Access Airports 2 (IAA2).

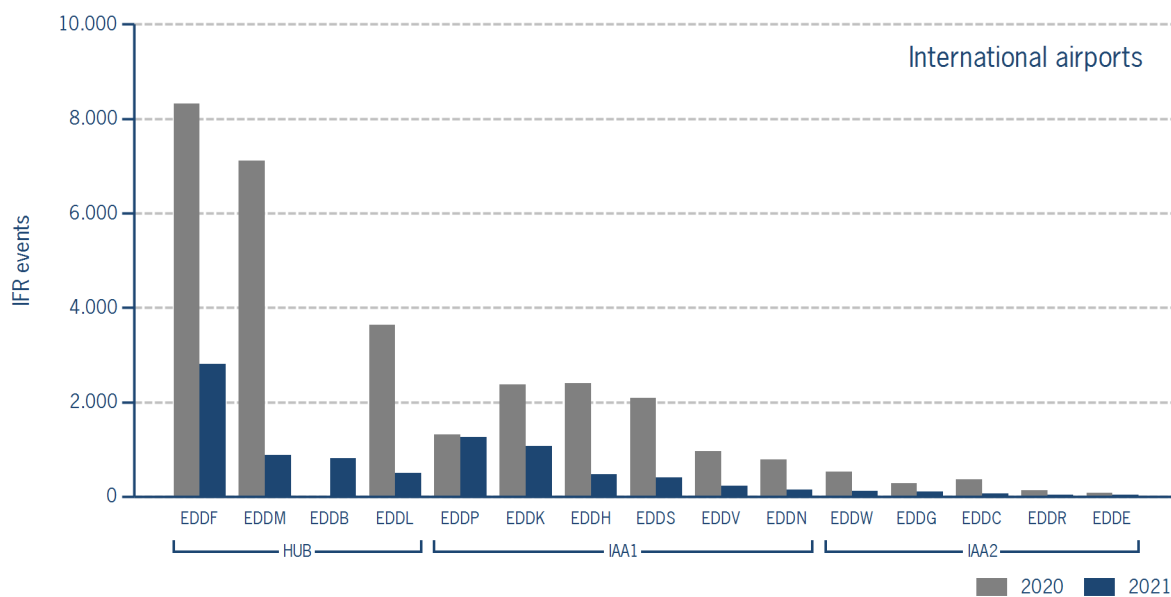
	HUB	IAA1	IAA2
Week 4	5.015	3.586	374
Trend*	-73,7%	-74,8%	-72,7%
Cumulated Weeks	21.977	14.608	1.358
Trend*	-69,7%	-73,2%	-71,9%

*Please note: Berlin-Schönefeld used to be listed as IAA1. Berlin-Brandenburg is listed as a HUB.

IFR flights at international German airports - in detail

IFR events (take-offs and landings) at the different international DFS towers in the Federal Republic of Germany.

		Week 4	Trend	Week 1 - 4	Trend
HUB					
EDDB	Berlin-Brandenburg	817	N/A	3.408	N/A
EDDF	Frankfurt/Main	2.807	-66,3%	11.889	-62,9%
EDDL	Düsseldorf	506	-86,1%	2.354	-82,9%
EDDM	München	885	-87,6%	4.326	-83,9%
IAA1					
EDDH	Hamburg	471	-80,4%	2.042	-77,5%
EDDK	Köln/Bonn	1.071	-54,8%	4.313	-50,6%
EDDN	Nürnberg	149	-80,9%	640	-79,0%
EDDP	Leipzig/Halle	1.266	-4,0%	4.792	-1,1%
EDDS	Stuttgart	401	-80,8%	1.808	-76,7%
EDDV	Hannover	228	-76,4%	1.013	-72,8%
IAA2					
EDDC	Dresden	68	-81,0%	203	-84,3%
EDDE	Erfurt/Weimar	38	-51,3%	162	-31,9%
EDDG	Münster/Osnabrück	104	-62,7%	359	-67,0%
EDDR	Saarbrücken	43	-68,4%	148	-67,3%
EDDW	Bremen	121	-76,8%	486	-72,5%



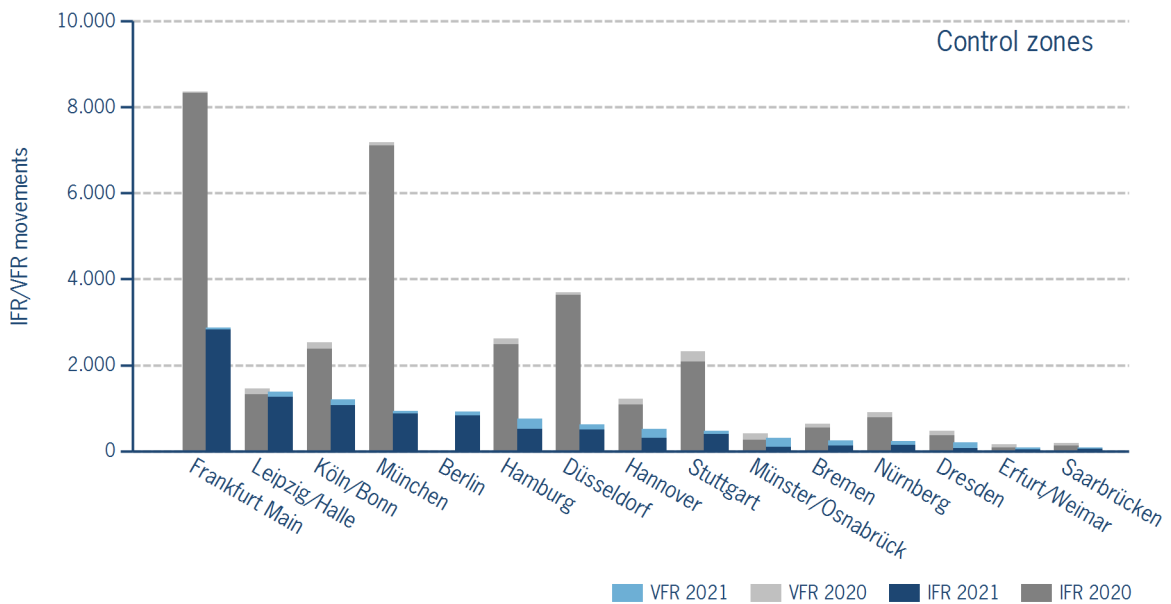
IFR/VFR flights in control zones of DFS towers

IFR/VFR movements (entries, exits, overflights and domestics) at the different control zones of international DFS towers.

	Week 4	Trend	Week 1 - 4	Trend
Berlin	923	N/A	3.732	N/A
Bremen	245	-61,4%	968	-56,9%
Dresden	197	-58,5%	552	-70,9%
Düsseldorf	624	-83,1%	2.739	-80,6%
Erfurt/Weimar	84	-48,1%	344	-41,0%
Frankfurt Main	2.874	-65,6%	12.255	-62,0%
Hamburg	750	-71,4%	3.049	-69,7%
Hannover	519	-57,5%	2.064	-58,0%
Köln/Bonn	1.196	-52,8%	4.860	-48,1%
Leipzig/Halle	1.375	-5,2%	5.237	-3,1%
München	930	-87,1%	4.590	-83,1%
Münster/Osnabrück	303	-25,9%	930	-47,4%
Nürnberg	233	-74,2%	1.035	-71,9%
Saarbrücken	76	-58,7%	286	-54,1%
Stuttgart	471	-79,7%	2.292	-73,4%

Additional information:

Münster reported no glider movements for the current week, i.e. no glider movements for the cumulated year.



IFR flights at regional German airports - in detail

IFR events (take-offs and landings) at the different regional towers in the Federal Republic of Germany with control zone and barely any PPR.

	2021	2020	Trend
Week 4	1.087	2.675	-59,4%
Cumulated Weeks	4.616	9.485	-51,3%

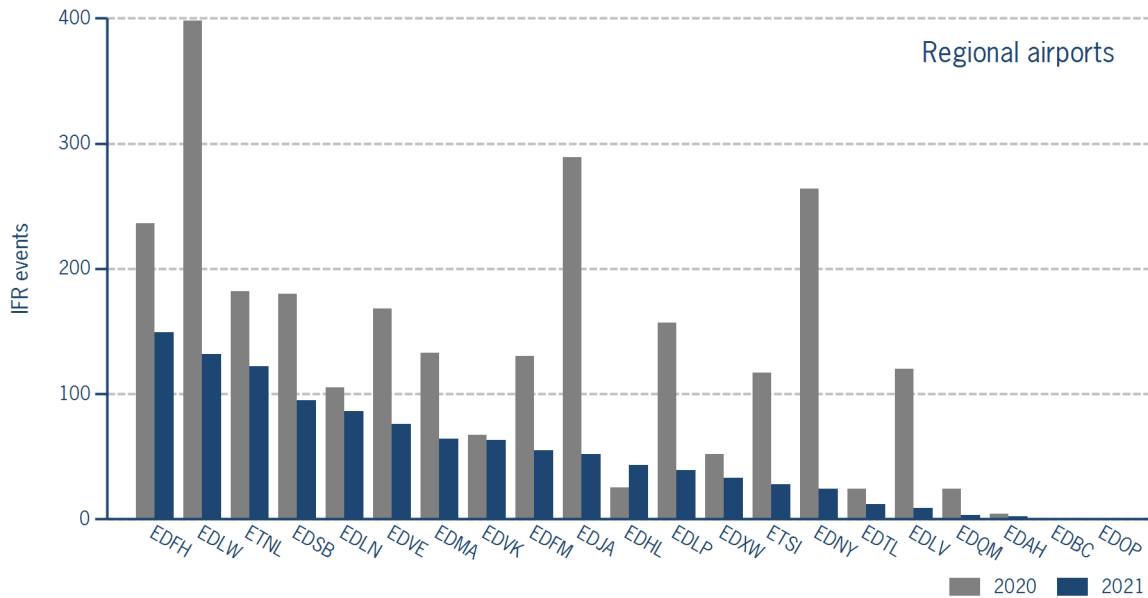
	Week 4	Trend		Trend
EDAH Heringsdorf	2	-50,0%	6	-92,7%
EDBC Magdeburg/Cochstedt	0	N/A	0	N/A
EDFH Frankfurt-Hahn	149	-36,9%	633	-30,1%
EDFM Mannheim City	55	-57,7%	265	-27,4%
EDHL Lübeck-Blankensee	43	72,0%	132	22,2%
EDJA Memmingen	52	-82,0%	363	-65,3%
EDLN Mönchengladbach	86	-18,1%	399	7,5%
EDLP Paderborn/Lippstadt	39	-75,2%	182	-69,7%
EDLV Niederrhein	9	-92,5%	72	-84,3%
EDLW Dortmund	132	-66,8%	619	-62,6%
EDMA Augsburg	64	-51,9%	311	-17,7%
EDNY Friedrichshafen	24	-90,9%	132	-80,9%
EDOP Schwerin-Parchim	0	OLC*	0	OLC*
EDQM Hof-Plauen	3	-87,5%	43	-48,8%
EDSB Karlsruhe/Baden-Baden	95	-47,2%	440	-39,2%
EDTL Lahr	12	-50,0%	64	-8,6%
EDVE Braunschweig-Wolfsburg	76	-54,8%	253	-50,1%
EDVK Kassel-Calden	63	-6,0%	151	-31,1%
EDXW Sylt	33	-36,5%	114	-57,0%
ETNL Laage	122	-33,0%	352	-48,7%
ETSI Ingolstadt/Manching	28	-76,1%	85	-68,5%

*The value is of limited conclusiveness (OLC).

Please note: The airport Magdeburg-Cochstedt (EDBC) is currently closed.

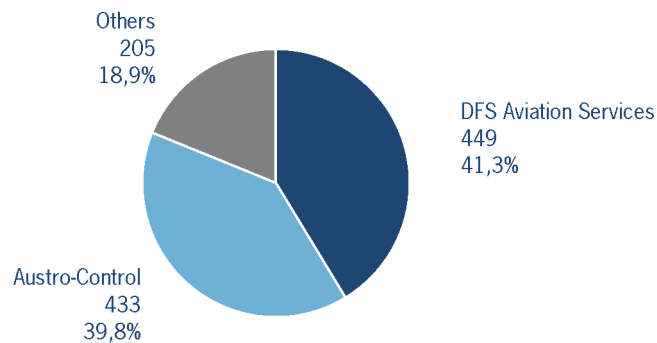
IFR flights at regional German airports - in detail

IFR events (take-offs and landings) at the different regional towers in the Federal Republic of Germany with control zone and barely any PPR.



IFR flights at regional German airports - air traffic service providers

Percentage of IFR events (take-offs and landings) at the regional towers in the Federal Republic of Germany differentiated between DFS Aviation Services, Austro Control and other providers.



- DFS Aviation Services: Dortmund (EDLW), Friedrichshafen (EDNY), Karlsruhe/Baden-Baden (EDSB), Lahr (EDTL), Magdeburg/Cochstedt (EDBC), Memmingen (EDJA), Mönchengladbach (EDLN), Niederrhein (EDLV), Paderborn/Lippstadt (EDLP)
- Austro Control: Augsburg (EDMA), Braunschweig-Wolfsburg (EDVE), Frankfurt-Hahn (EDFH), Heringsdorf (EDAH), Hof-Plauen (EDQM), Kassel-Calden (EDVK), Lübeck-Blankensee (EDHL), Schwerin-Parchim (EDOP), Sylt (EDXW)
- Others: Ingolstadt/Manching (ETSI), Laage (ETNL), Mannheim City (EDFM)



ATFM Arrival Delay

(Data Source: NM statistics, DFS LIZ)

ATFM Arrival Delay with reference to the relevant airport, in minutes per IFR arrival.

ATFM Arrival Delay:

sum of all arrival ATFM delay divided by the sum of all inbound flights for the particular traffic volume

Airports		ATC Delay [min/arrival]	non ATC Delay [min/arrival]	
	All Airports	0	0,0276	
EDDP	Leipzig/Halle	0	0,1981	

Please note: The ATFM delay data are provided by NM statistics. Due to internal distribution of the ATFM delay, data are modified by CC/FC and TWR/M. The inbound flight information is based on LIZ statistics.

All Airports means all international German airports: Berlin-Brandenburg (EDDB), Berlin-Tegel (EDDT), Bremen (EDDW), Dresden (EDDC), Düsseldorf (EDDL), Erfurt/Weimar (EDDE), Frankfurt/Main (EDDF), Hamburg (EDDH), Hannover (EDDV), Köln/Bonn (EDDK), Leipzig/Halle (EDDP), München (EDDM), Münster/Osnabrück (EDDG), Nürnberg (EDDN), Saarbrücken (EDDR), Stuttgart (EDDS)