



LIZ Bulletin

DFS Situation and Information Centre

Week 4

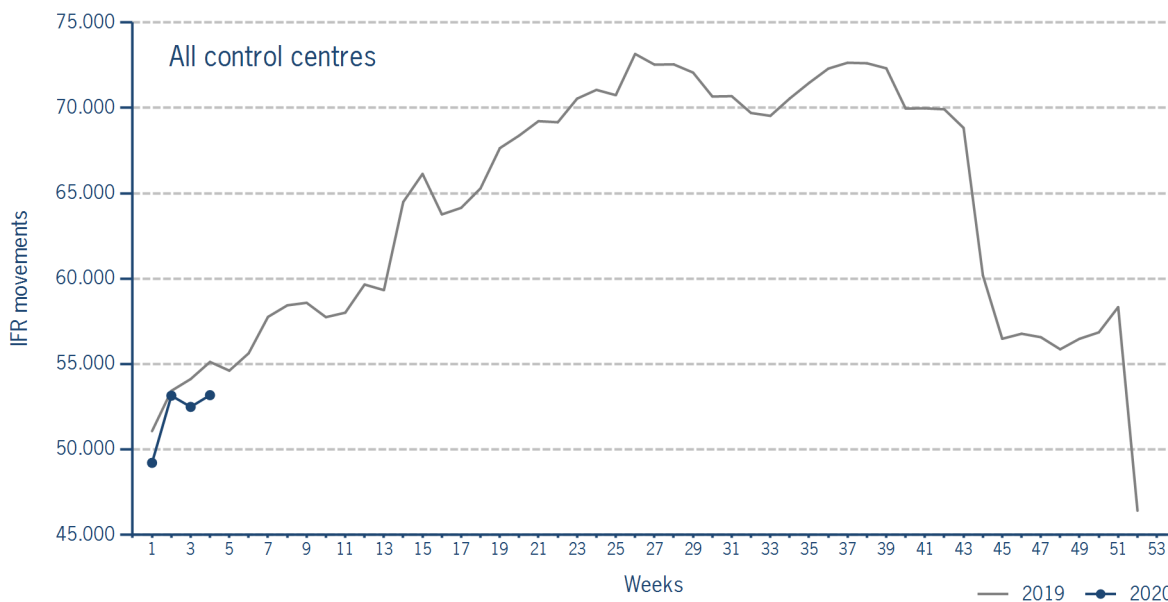
20 JAN 2020 - 26 JAN 2020

Version 29.01.2020

IFR flights in the Federal Republic of Germany

IFR movements (entries, exits, overflights and domestics) in all control sectors with a German designator.

	2020	2019	Trend
Week 4	53.173	55.121	-3,5%
Cumulated Weeks	208.012	213.732	-2,7%

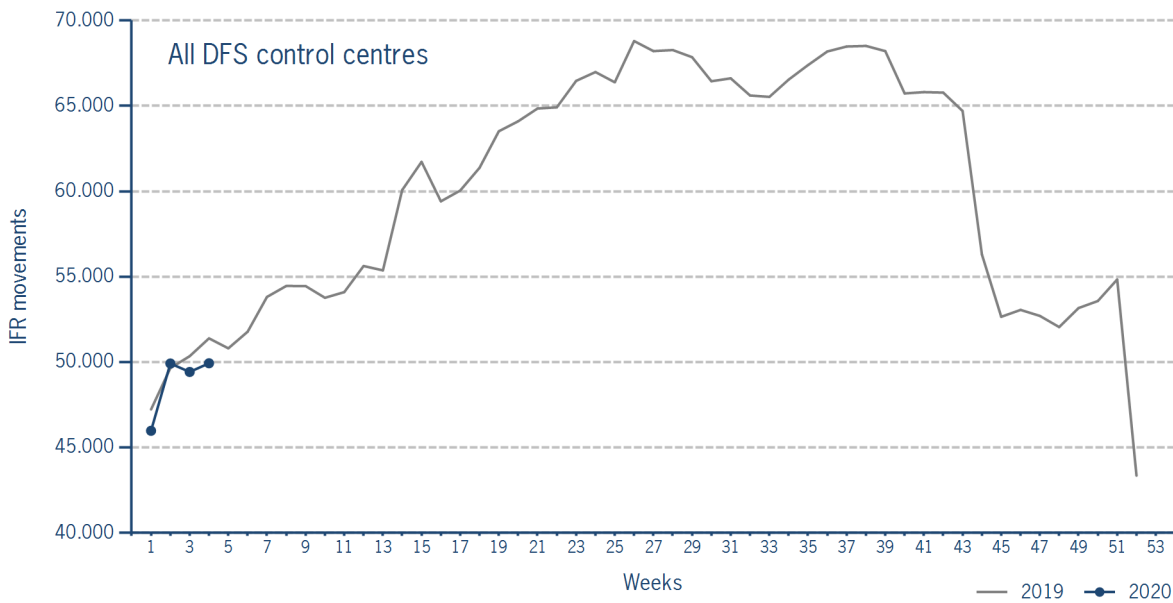


Please note: This count covers the traffic in the area build by all control sectors with a German designator („ED“), regardless of the service provider, including civil and military traffic in sectors controlled by DFS and Maastricht UAC (Maastricht-Hannover sectors). The area counted is composed of modular control sectors designed for ATC purposes with partly cross border structures and is therefore not identical to the political border of the Federal Republic of Germany or the national Flight Information Region (FIR).

IFR flights controlled by DFS

IFR movements (entries, exits, overflights and domestics) in control sectors controlled by DFS.

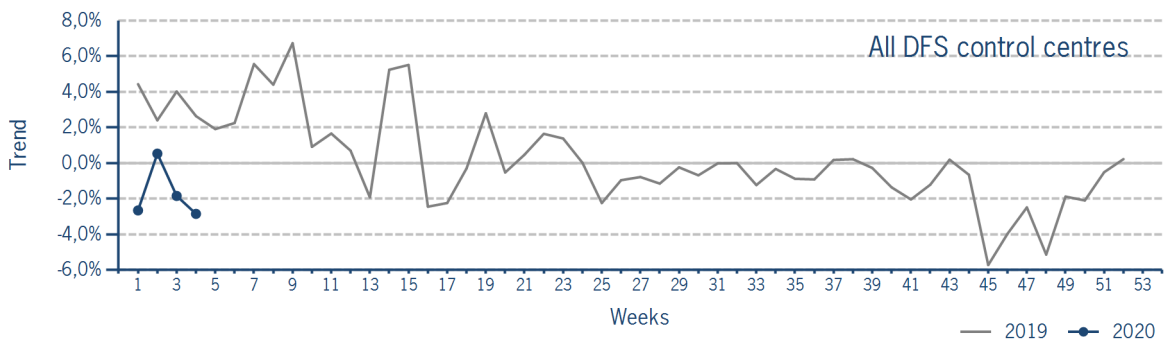
	2020	2019	Trend
Week 4	49.925	51.385	-2,8%
Cumulated Weeks	195.222	198.590	-1,7%



Please note: This count covers the traffic in the area build by control sectors of DFS control centres, including civil and military traffic. Traffic in Maastricht UAC (Maastricht-Hannover sectors) is not counted.

IFR flights controlled by DFS - trend

Trend in the number of IFR movements (entries, exits, overflights and domestics) in control sectors controlled by DFS.

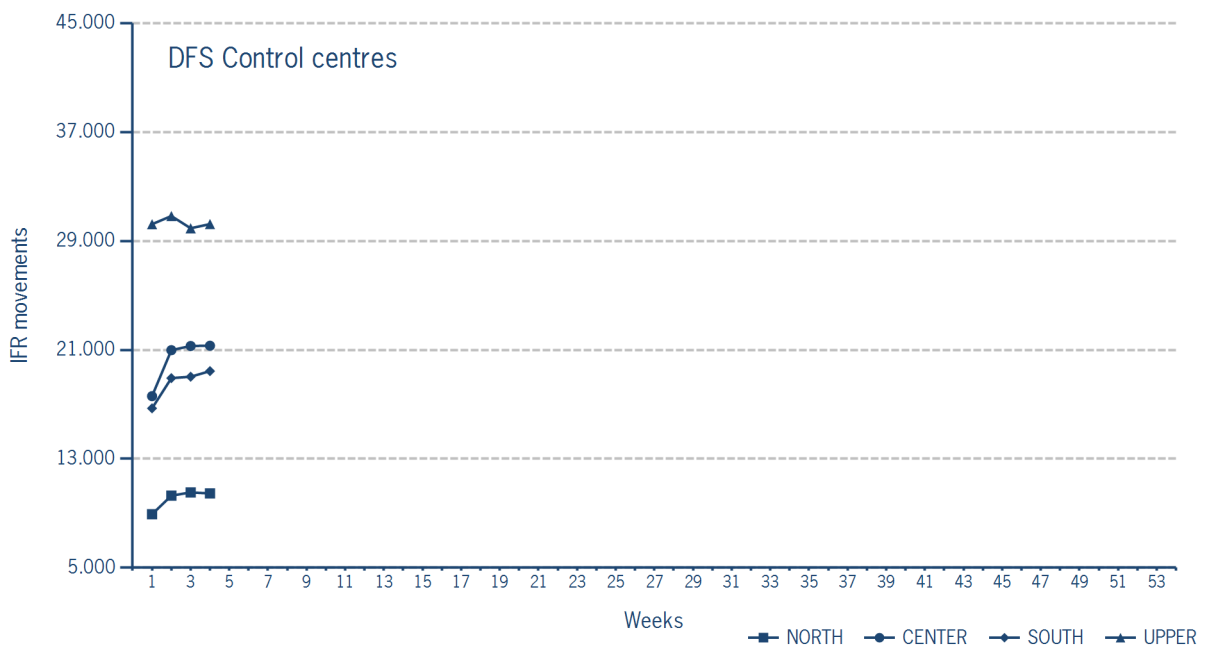


IFR flights controlled by DFS - in detail

IFR movements (entries, exits, overflights and domestics) controlled by DFS at the different control centres.

	NORTH	CENTER	SOUTH	UPPER
Week 4	10.460	21.308	19.442	30.242
Trend	-8,3%	-4,6%	-2,3%	-3,2%
Cumulated Weeks	40.218	81.181	74.108	121.243
Trend	-6,8%	-3,4%	-1,5%	-1,4%

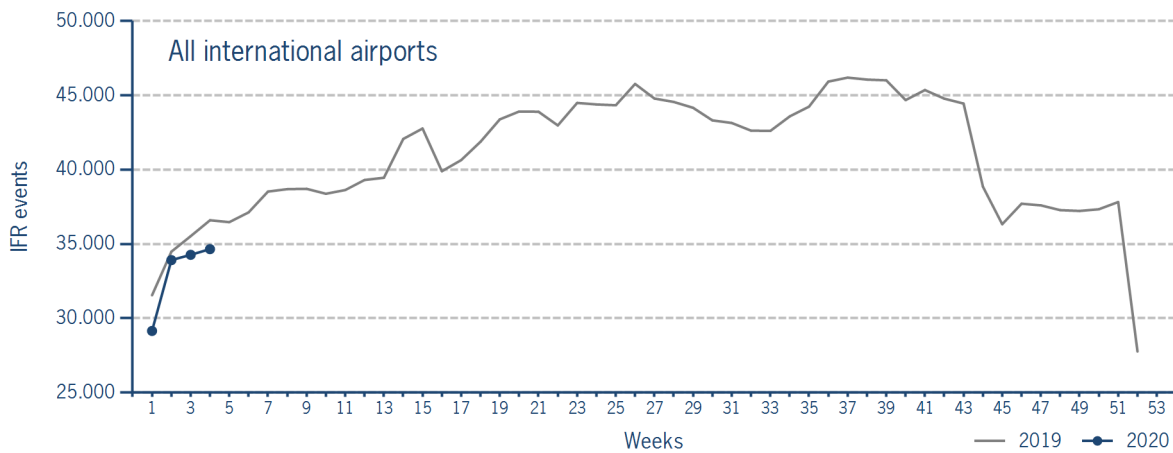
Please note: The trend numbers compare counts of the airspaces in their current configuration to the count of the same airspace in 2019.



IFR flights at international German airports

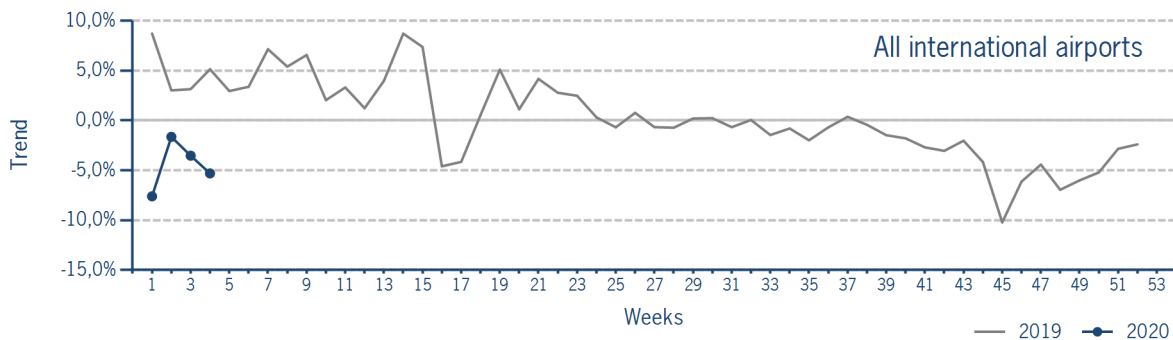
IFR events (take-offs and landings) at the international DFS towers in the Federal Republic of Germany.

	2020	2019	Trend
Week 4	34.654	36.596	-5,3%
Cumulated Weeks	131.989	138.152	-4,5%



IFR flights at international German airports - trend

Trend in the number of IFR events (take-offs and landings) at the international DFS towers in the Federal Republic of Germany.



IFR flights at international German airports - airport category

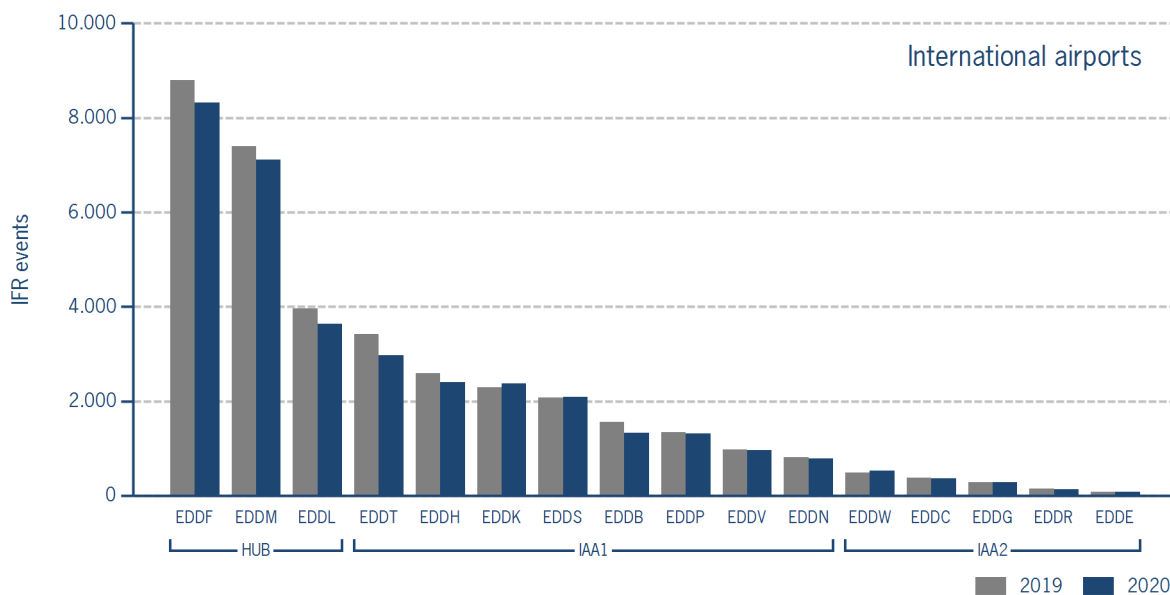
IFR events (take-offs and landings) at the international DFS towers in the Federal Republic of Germany differentiated by Hub Gateways (HUB), International Access Airports 1 (IAA1) and International Access Airports 2 (IAA2).

	HUB	IAA1	IAA2
Week 4	19.067	14.215	1.372
Trend	-5,5%	-5,6%	0,4%
Cumulated Weeks	72.604	54.549	4.836
Trend	-4,2%	-5,0%	-1,9%

IFR flights at international German airports - in detail

IFR events (take-offs and landings) at the different international DFS towers in the Federal Republic of Germany.

		Week 4	Trend	Week 1 - 4	Trend
HUB					
EDDF	Frankfurt/Main	8.323	-5,4%	32.056	-3,9%
EDDL	Düsseldorf	3.632	-8,3%	13.742	-7,7%
EDDM	München	7.112	-3,9%	26.806	-2,7%
IAA1					
EDDB	Berlin-Schönefeld	1.329	-15,0%	5.588	-12,0%
EDDH	Hamburg	2.401	-7,4%	9.068	-6,0%
EDDK	Köln/Bonn	2.368	3,1%	8.736	0,8%
EDDN	Nürnberg	780	-3,5%	3.041	-3,2%
EDDP	Leipzig/Halle	1.319	-1,3%	4.847	-2,4%
EDDS	Stuttgart	2.087	0,7%	7.765	1,3%
EDDT	Berlin-Tegel	2.966	-13,3%	11.776	-11,6%
EDDV	Hannover	965	-0,7%	3.728	1,8%
IAA2					
EDDC	Dresden	358	-6,8%	1.289	-3,9%
EDDE	Erfurt/Weimar	78	1,3%	238	-5,6%
EDDG	Münster/Osnabrück	279	-0,7%	1.089	3,2%
EDDR	Saarbrücken	136	-4,2%	453	-9,8%
EDDW	Bremen	521	7,9%	1.767	-0,7%



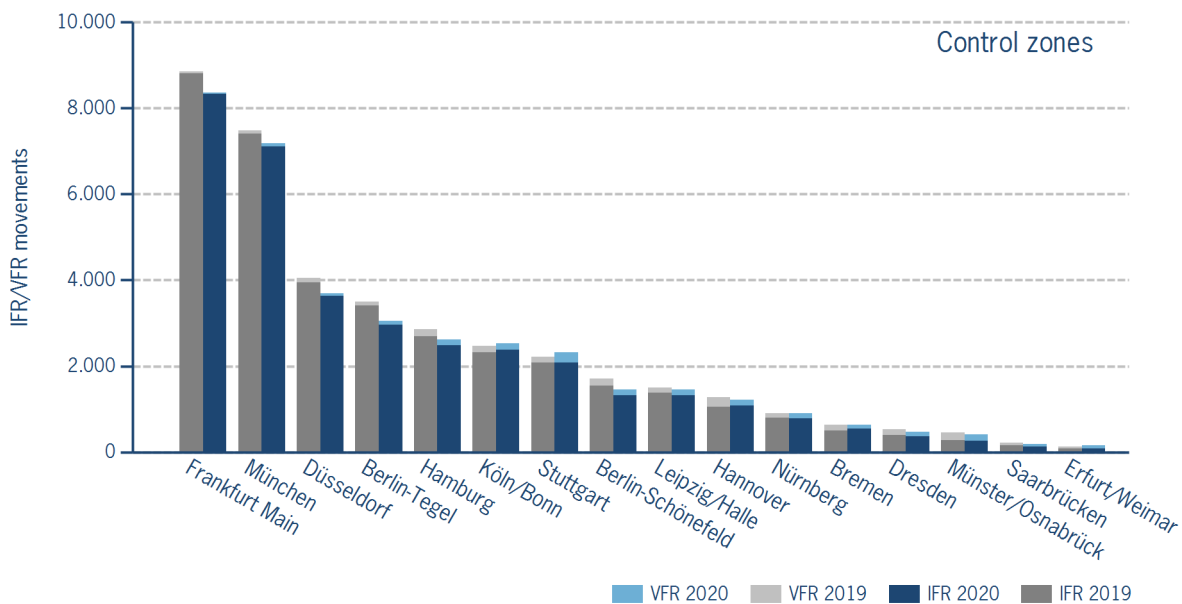
IFR/VFR flights in control zones of DFS towers

IFR/VFR movements (entries, exits, overflights and domestics) at the different control zones of international DFS towers.

	Week 4	Trend	Week 1 - 4	Trend
Berlin-Schönefeld	1.462	-14,1%	6.267	-9,2%
Berlin-Tegel	3.053	-12,8%	12.216	-10,6%
Bremen	635	1,0%	2.246	-3,7%
Dresden	475	-11,7%	1.896	6,2%
Düsseldorf	3.693	-8,7%	14.090	-7,4%
Erfurt/Weimar	162	25,6%	583	13,9%
Frankfurt Main	8.359	-5,6%	32.286	-4,1%
Hamburg	2.625	-8,1%	10.079	-6,2%
Hannover	1.220	-4,5%	4.920	5,2%
Köln/Bonn	2.533	2,8%	9.364	1,4%
Leipzig/Halle	1.450	-3,2%	5.404	-2,4%
München	7.183	-4,1%	27.141	-2,5%
Münster/Osnabrück	409	-10,7%	1.767	3,6%
Nürnberg	903	0,3%	3.685	3,7%
Saarbrücken	184	-12,8%	623	-17,4%
Stuttgart	2.318	4,5%	8.607	5,0%

Additional information:

Münster reported no glider movements for the current week, i.e. no glider movements for the cumulated year.



IFR flights at regional German airports - in detail

IFR events (take-offs and landings) at the different regional towers in the Federal Republic of Germany with control zone and barely any PPR.

	2020	2019	Trend
Week 4	2.675	2.716	-1,5%
Cumulated Weeks	9.485	9.709	-2,3%

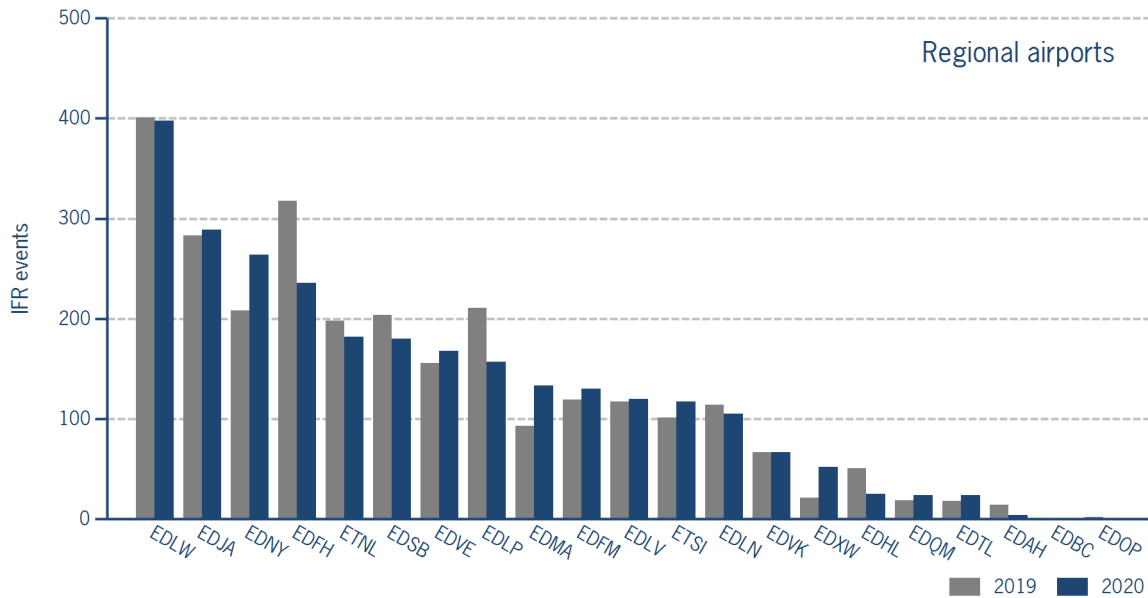
	Week 4	Trend	Week 1 - 4	Trend
EDAH Heringsdorf	4	-71,4%	82	105,0%
EDBC Magdeburg/Cochstedt	0	-100,0%	0	-100,0%
EDFH Frankfurt-Hahn	236	-25,8%	906	-25,6%
EDFM Mannheim City	130	9,2%	365	6,7%
EDHL Lübeck-Blankensee	25	-51,0%	108	-36,8%
EDJA Memmingen	289	2,1%	1.046	4,2%
EDLN Mönchengladbach	105	-7,9%	371	2,8%
EDLP Paderborn/Lippstadt	157	-25,6%	600	-20,2%
EDLV Niederrhein	120	2,6%	459	-13,4%
EDLW Dortmund	398	-0,7%	1.654	3,5%
EDMA Augsburg	133	43,0%	378	28,1%
EDNY Friedrichshafen	264	26,9%	691	7,1%
EDOP Schwerin-Parchim	0	-100,0%	0	-100,0%
EDQM Hof-Plauen	24	26,3%	84	21,7%
EDSB Karlsruhe/Baden-Baden	180	-11,8%	724	4,0%
EDTL Lahr	24	33,3%	70	-11,4%
EDVE Braunschweig-Wolfsburg	168	7,7%	507	-0,6%
EDVK Kassel-Calden	67	0,0%	219	15,9%
EDXW Sylt	52	147,6%	265	4,3%
ETNL Laage	182	-8,1%	686	10,6%
ETSI Ingolstadt/Manching	117	15,8%	270	-17,4%

*The value is of limited conclusiveness (OLC).

Please note: The airport Magdeburg-Cochstedt (EDBC) is currently closed and the airport Sylt (EDXW) is now assigned to Austro Control.

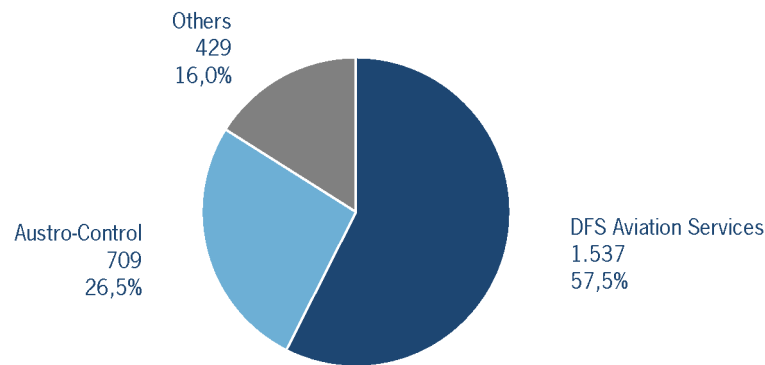
IFR flights at regional German airports - in detail

IFR events (take-offs and landings) at the different regional towers in the Federal Republic of Germany with control zone and barely any PPR.



IFR flights at regional German airports - air traffic service providers

Percentage of IFR events (take-offs and landings) at the regional towers in the Federal Republic of Germany differentiated between DFS Aviation Services, Austro Control and other providers.



- DFS Aviation Services: Dortmund (EDLW), Friedrichshafen (EDNY), Karlsruhe/Baden-Baden (EDSB), Lahr (EDTL), Magdeburg/Cochstedt (EDBC), Memmingen (EDJA), Mönchengladbach (EDLN), Niederrhein (EDLV), Paderborn/Lippstadt (EDLP)
- Austro Control: Augsburg (EDMA), Braunschweig-Wolfsburg (EDVE), Frankfurt-Hahn (EDFH), Heringsdorf (EDAH), Hof-Plauen (EDQM), Kassel-Calden (EDVK), Lübeck-Blankensee (EDHL), Schwerin-Parchim (EDOP), Sylt (EDXW)
- Others: Ingolstadt/Manching (ETSI), Laage (ETNL), Mannheim City (EDFM)








ATFM Arrival Delay

(Data Source: NM statistics, DFS LIZ)

ATFM Arrival Delay with reference to the relevant airport, in minutes per IFR arrival.

ATFM Arrival Delay:

sum of all arrival ATFM delay divided by the sum of all inbound flights for the particular traffic volume

Airports		ATC Delay [min/arrival]	non ATC Delay [min/arrival]	
	All Airports	0	0,8422	
EDDL	Düsseldorf	0	3,9322	
EDDF	Frankfurt/Main	0	1,5869	
EDDP	Leipzig/Halle	0	0,4091	
EDDH	Hamburg	0	0,4027	
EDDK	Köln/Bonn	0	0,0795	
EDDT	Berlin-Tegel	0	0,0074	

Please note: The ATFM delay data are provided by NM statistics. Due to internal distribution of the ATFM delay, data are modified by CC/FC and TWR/M. The inbound flight information is based on LIZ statistics.

All Airports means all international German airports: Berlin-Schönefeld (EDDB), Berlin-Tegel (EDDT), Bremen (EDDW), Dresden (EDDC), Düsseldorf (EDDL), Erfurt/Weimar (EDDE), Frankfurt/Main (EDDF), Hamburg (EDDH), Hannover (EDDV), Köln/Bonn (EDDK), Leipzig/Halle (EDDP), München (EDDM), Münster/Osnabrück (EDDG), Nürnberg (EDDN), Saarbrücken (EDDR), Stuttgart (EDDS)