



LIZ Bulletin

DFS Situation and Information Centre

Week 3

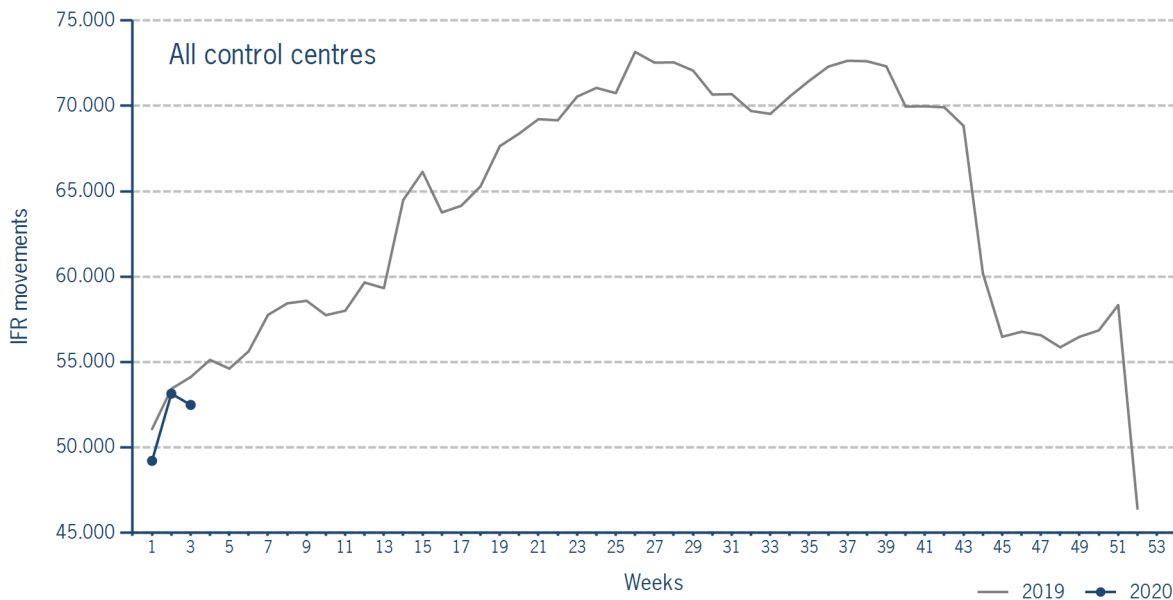
13 JAN 2020 - 19 JAN 2020

Version 27.01.2020

IFR flights in the Federal Republic of Germany

IFR movements (entries, exits, overflights and domestics) in all control sectors with a German designator.

	2020	2019	Trend
Week 3	52.486	54.118	-3,0%
Cumulated Weeks	154.839	158.611	-2,4%

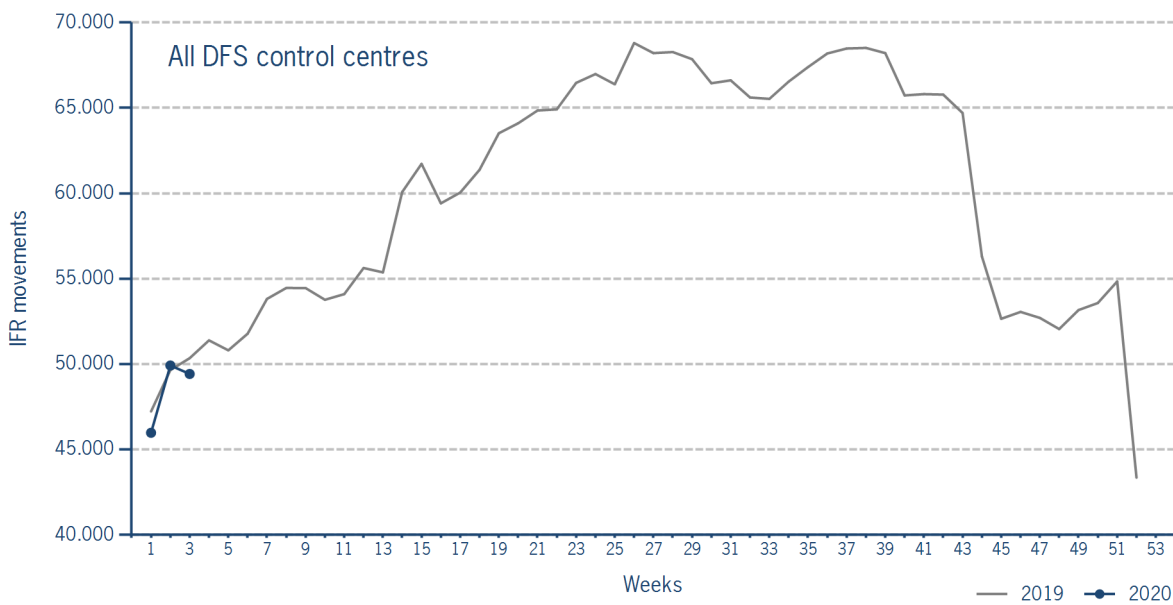


Please note: This count covers the traffic in the area build by all control sectors with a German designator („ED“), regardless of the service provider, including civil and military traffic in sectors controlled by DFS and Maastricht UAC (Maastricht-Hannover sectors). The area counted is composed of modular control sectors designed for ATC purposes with partly cross border structures and is therefore not identical to the political border of the Federal Republic of Germany or the national Flight Information Region (FIR).

IFR flights controlled by DFS

IFR movements (entries, exits, overflights and domestics) in control sectors controlled by DFS.

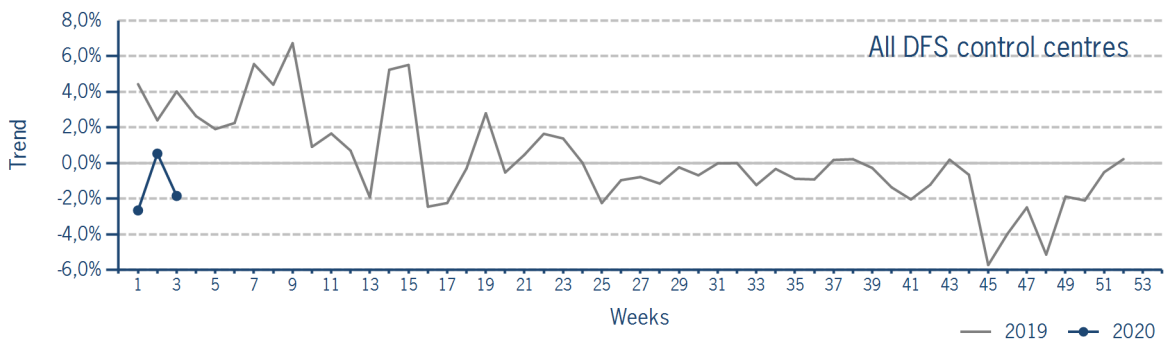
	2020	2019	Trend
Week 3	49.416	50.340	-1,8%
Cumulated Weeks	145.297	147.205	-1,3%



Please note: This count covers the traffic in the area build by control sectors of DFS control centres, including civil and military traffic. Traffic in Maastricht UAC (Maastricht-Hannover sectors) is not counted.

IFR flights controlled by DFS - trend

Trend in the number of IFR movements (entries, exits, overflights and domestics) in control sectors controlled by DFS.

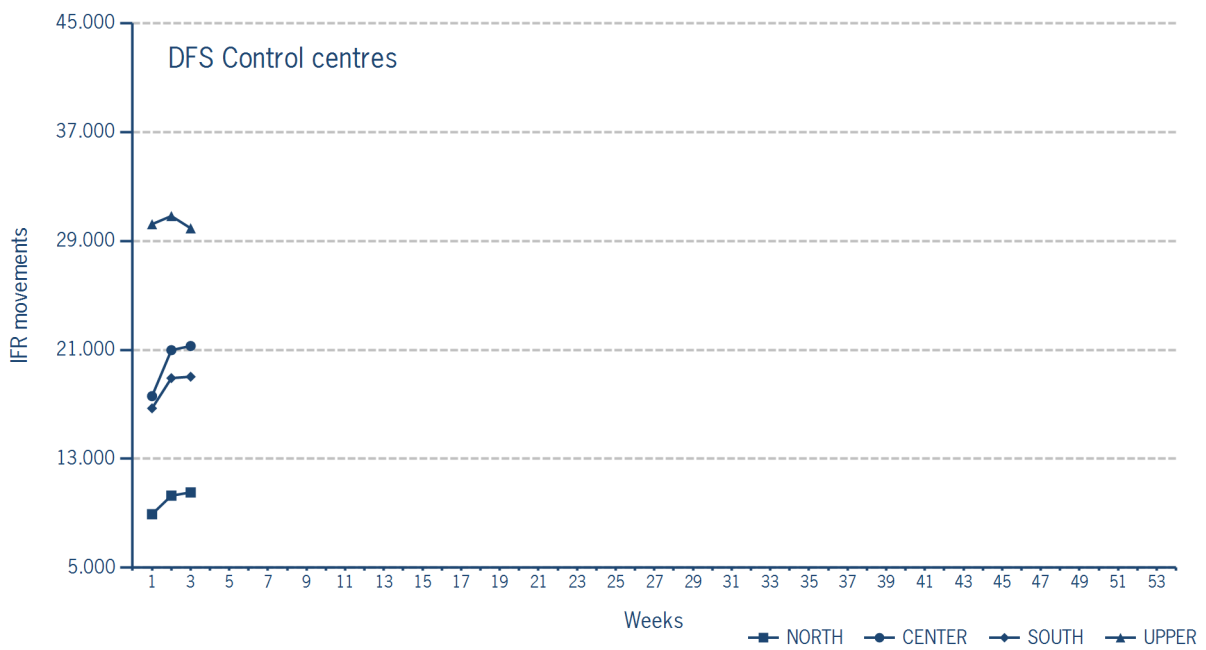


IFR flights controlled by DFS - in detail

IFR movements (entries, exits, overflights and domestics) controlled by DFS at the different control centres.

	NORTH	CENTER	SOUTH	UPPER
Week 3	10.533	21.288	19.030	29.935
Trend	-5,4%	-1,9%	-2,4%	-1,1%
Cumulated Weeks	29.758	59.873	54.666	91.001
Trend	-6,3%	-2,9%	-1,2%	-0,7%

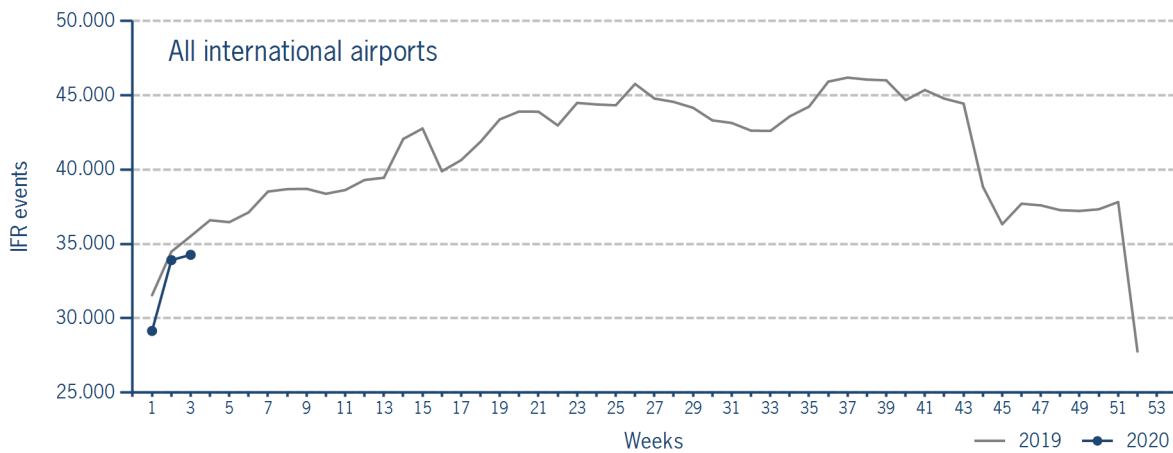
Please note: The trend numbers compare counts of the airspaces in their current configuration to the count of the same airspace in 2019.



IFR flights at international German airports

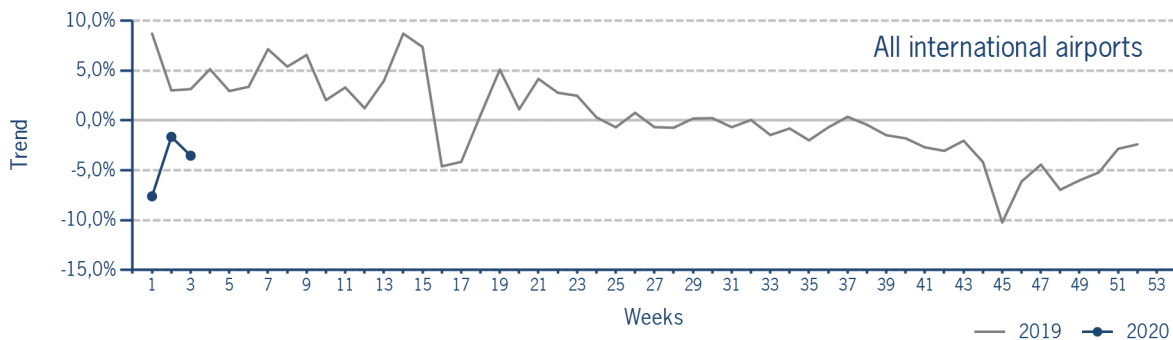
IFR events (take-offs and landings) at the international DFS towers in the Federal Republic of Germany.

	2020	2019	Trend
Week 3	34.271	35.526	-3,5%
Cumulated Weeks	97.335	101.556	-4,2%



IFR flights at international German airports - trend

Trend in the number of IFR events (take-offs and landings) at the international DFS towers in the Federal Republic of Germany.



IFR flights at international German airports - airport category

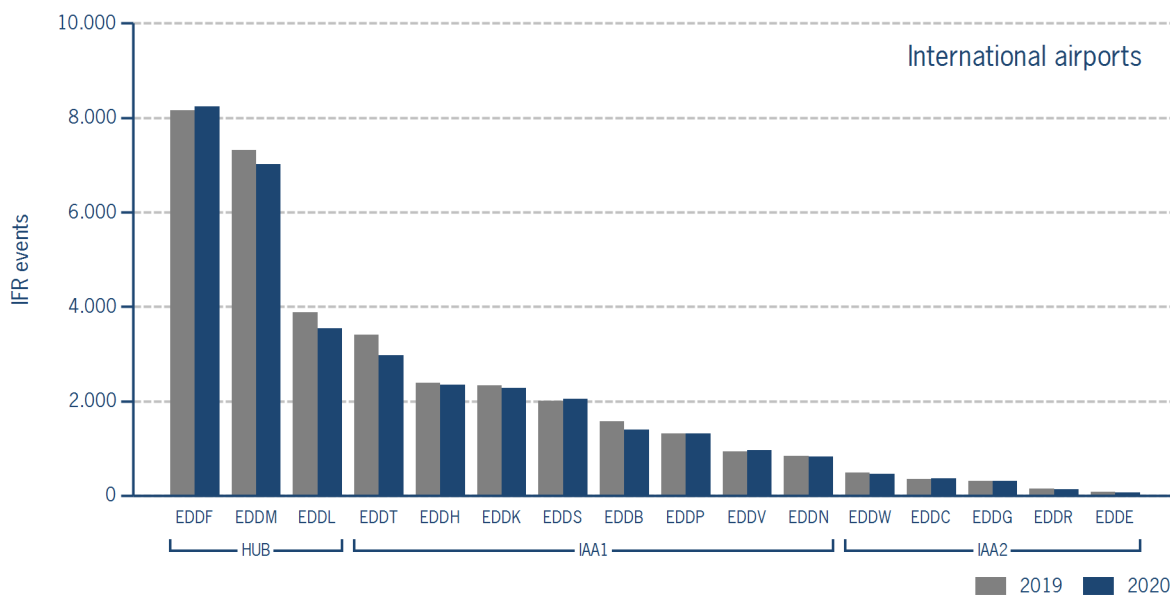
IFR events (take-offs and landings) at the international DFS towers in the Federal Republic of Germany differentiated by Hub Gateways (HUB), International Access Airports 1 (IAA1) and International Access Airports 2 (IAA2).

	HUB	IAA1	IAA2
Week 3	18.795	14.146	1.330
Trend	-2,9%	-4,3%	-3,6%
Cumulated Weeks	53.537	40.334	3.464
Trend	-3,8%	-4,8%	-2,8%

IFR flights at international German airports - in detail

IFR events (take-offs and landings) at the different international DFS towers in the Federal Republic of Germany.

		Week 3	Trend	Week 1 - 3	Trend
HUB					
EDDF	Frankfurt/Main	8.239	1,0%	23.733	-3,4%
EDDL	Düsseldorf	3.536	-9,0%	10.110	-7,5%
EDDM	München	7.020	-4,1%	19.694	-2,2%
IAA1					
EDDB	Berlin-Schönefeld	1.390	-11,5%	4.259	-11,0%
EDDH	Hamburg	2.347	-1,5%	6.667	-5,4%
EDDK	Köln/Bonn	2.284	-1,9%	6.368	-0,1%
EDDN	Nürnberg	827	-1,7%	2.261	-3,1%
EDDP	Leipzig/Halle	1.308	-0,3%	3.528	-2,9%
EDDS	Stuttgart	2.053	2,4%	5.678	1,6%
EDDT	Berlin-Tegel	2.971	-12,8%	8.810	-11,0%
EDDV	Hannover	966	2,8%	2.763	2,8%
IAA2					
EDDC	Dresden	362	4,0%	931	-2,7%
EDDE	Erfurt/Weimar	62	-24,4%	160	-8,6%
EDDG	Münster/Osnabrück	308	-1,9%	810	4,7%
EDDR	Saarbrücken	134	-8,8%	317	-11,9%
EDDW	Bremen	464	-4,9%	1.246	-3,9%



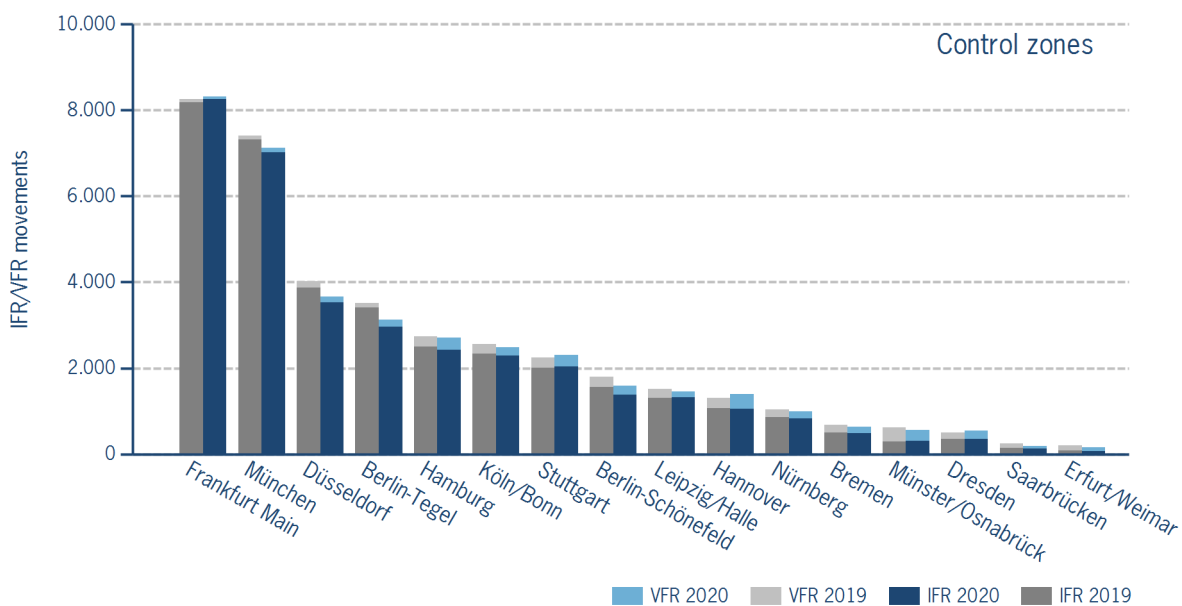
IFR/VFR flights in control zones of DFS towers

IFR/VFR movements (entries, exits, overflights and domestics) at the different control zones of international DFS towers.

	Week 3	Trend	Week 1 - 3	Trend
Berlin-Schönefeld	1.583	-12,3%	4.805	-7,5%
Berlin-Tegel	3.126	-11,0%	9.163	-9,9%
Bremen	629	-7,5%	1.611	-5,5%
Dresden	542	7,1%	1.421	13,9%
Düsseldorf	3.666	-9,0%	10.397	-6,9%
Erfurt/Weimar	162	-21,7%	421	9,9%
Frankfurt Main	8.315	0,6%	23.927	-3,5%
Hamburg	2.715	-0,7%	7.454	-5,5%
Hannover	1.402	7,1%	3.700	8,8%
Köln/Bonn	2.483	-3,1%	6.831	0,8%
Leipzig/Halle	1.460	-3,9%	3.954	-2,1%
München	7.121	-3,9%	19.958	-2,0%
Münster/Osnabrück	565	-9,0%	1.358	8,8%
Nürnberg	1.000	-3,1%	2.782	4,9%
Saarbrücken	184	-27,6%	439	-19,2%
Stuttgart	2.303	2,8%	6.289	5,2%

Additional information:

Münster reported no glider movements for the current week, i.e. no glider movements for the cumulated year.



IFR flights at regional German airports - in detail

IFR events (take-offs and landings) at the different regional towers in the Federal Republic of Germany with control zone and barely any PPR.

	2020	2019	Trend
Week 3	2.677	2.866	-6,6%
Cumulated Weeks	6.810	6.993	-2,6%

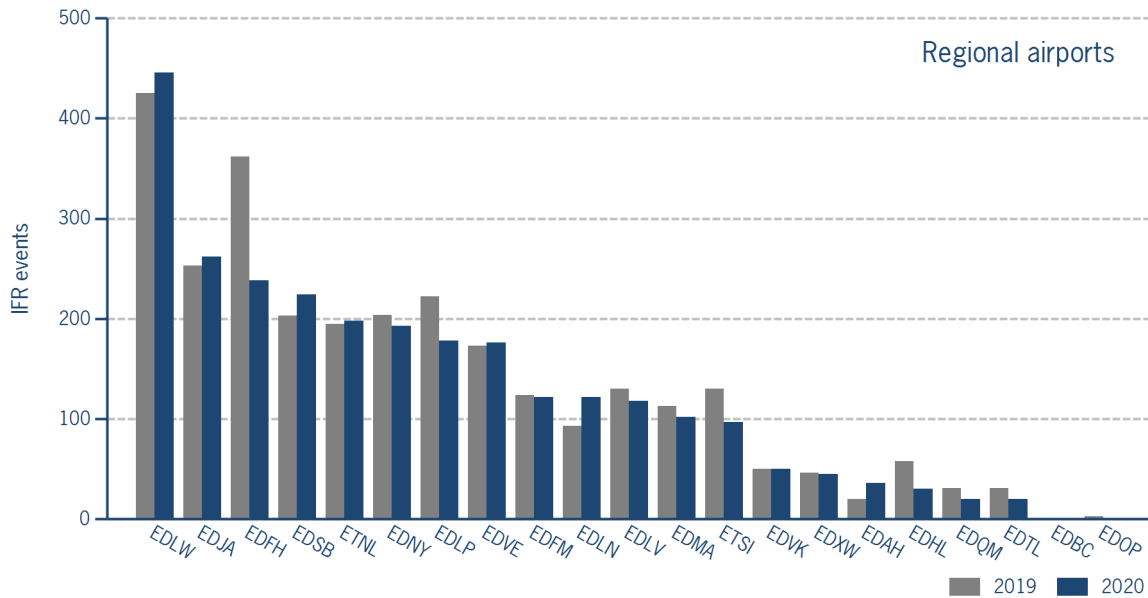
	Week 3	Trend	Week 1 - 3	Trend
EDAH Heringsdorf	36	80,0%	78	OLC*
EDBC Magdeburg/Cochstedt	0	N/A	0	OLC*
EDFH Frankfurt-Hahn	238	-34,3%	670	-25,6%
EDFM Mannheim City	122	-1,6%	235	5,4%
EDHL Lübeck-Blankensee	30	-48,3%	83	-30,8%
EDJA Memmingen	262	3,6%	757	5,0%
EDLN Mönchengladbach	122	31,2%	266	7,7%
EDLP Paderborn/Lippstadt	178	-19,8%	443	-18,1%
EDLV Niederrhein	118	-9,2%	339	-17,9%
EDLW Dortmund	446	4,9%	1.256	4,9%
EDMA Augsburg	102	-9,7%	245	21,3%
EDNY Friedrichshafen	193	-5,4%	427	-2,3%
EDOP Schwerin-Parchim	0	-100,0%	0	-100,0%
EDQM Hof-Plauen	20	-35,5%	60	20,0%
EDSB Karlsruhe/Baden-Baden	224	10,3%	544	10,6%
EDTL Lahr	20	-35,5%	46	-24,6%
EDVE Braunschweig-Wolfsburg	176	1,7%	339	-4,2%
EDVK Kassel-Calden	50	0,0%	152	24,6%
EDXW Sylt	45	-2,2%	213	-8,6%
ETNL Laage	198	1,5%	504	19,4%
ETSI Ingolstadt/Manching	97	-25,4%	153	-32,3%

*The value is of limited conclusiveness (OLC).

Please note: The airport Magdeburg-Cochstedt (EDBC) is currently closed and the airport Sylt (EDXW) is now assigned to Austro Control.

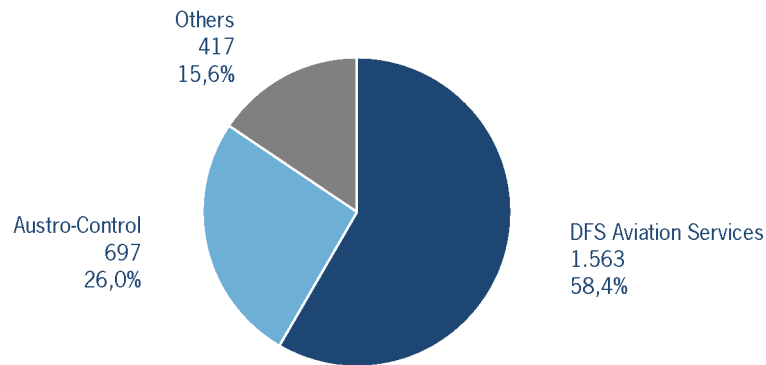
IFR flights at regional German airports - in detail

IFR events (take-offs and landings) at the different regional towers in the Federal Republic of Germany with control zone and barely any PPR.



IFR flights at regional German airports - air traffic service providers

Percentage of IFR events (take-offs and landings) at the regional towers in the Federal Republic of Germany differentiated between DFS Aviation Services, Austro Control and other providers.



- DFS Aviation Services: Dortmund (EDLW), Friedrichshafen (EDNY), Karlsruhe/Baden-Baden (EDSB), Lahr (EDTL), Magdeburg/Cochstedt (EDBC), Memmingen (EDJA), Mönchengladbach (EDLN), Niederrhein (EDLV), Paderborn/Lippstadt (EDLP)
- Austro Control: Augsburg (EDMA), Braunschweig-Wolfsburg (EDVE), Frankfurt-Hahn (EDFH), Heringsdorf (EDAH), Hof-Plauen (EDQM), Kassel-Calden (EDVK), Lübeck-Blankensee (EDHL), Schwerin-Parchim (EDOP), Sylt (EDXW)
- Others: Ingolstadt/Manching (ETSI), Laage (ETNL), Mannheim City (EDFM)

ATFM Arrival Delay

(Data Source: NM statistics, DFS LIZ)

ATFM Arrival Delay with reference to the relevant airport, in minutes per IFR arrival.

ATFM Arrival Delay:

sum of all arrival ATFM delay divided by the sum of all inbound flights for the particular traffic volume

No ATFM Delay

Please note: The ATFM delay data are provided by NM statistics. Due to internal distribution of the ATFM delay, data are modified by CC/FC and TWR/M. The inbound flight information is based on LIZ statistics.

All Airports means all international German airports: Berlin-Schönefeld (EDDB), Berlin-Tegel (EDDT), Bremen (EDDW), Dresden (EDDC), Düsseldorf (EDDL), Erfurt/Weimar (EDDE), Frankfurt/Main (EDDF), Hamburg (EDDH), Hannover (EDDV), Köln/Bonn (EDDK), Leipzig/Halle (EDDP), München (EDDM), Münster/Osnabrück (EDDG), Nürnberg (EDDN), Saarbrücken (EDDR), Stuttgart (EDDS)