



LIZ Bulletin

DFS Situation and Information Centre

Week 2

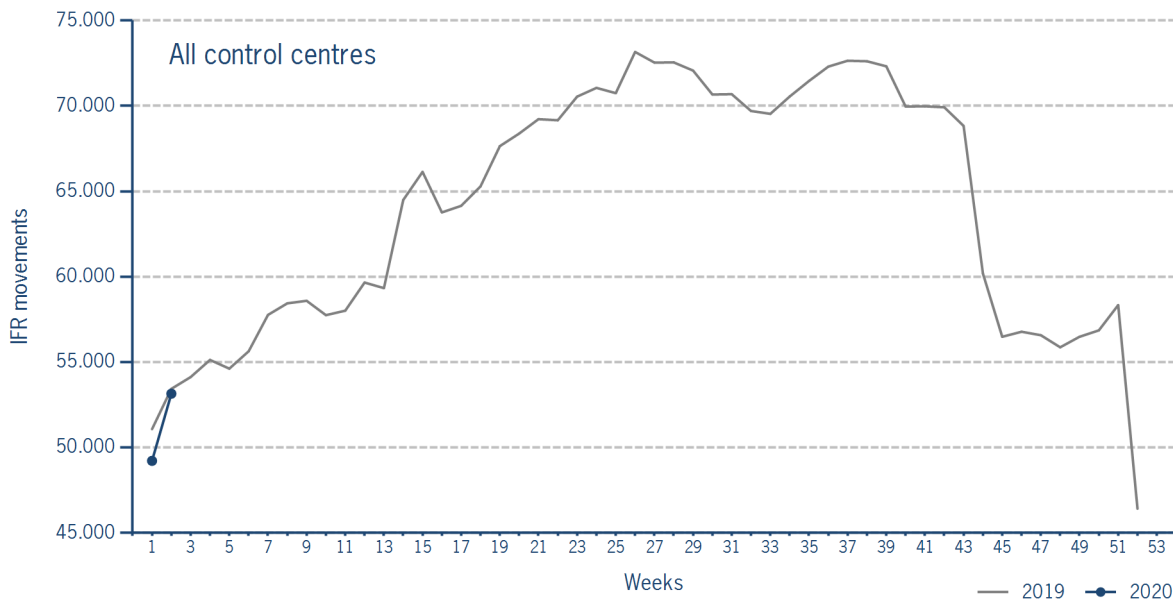
6 JAN 2020 - 12 JAN 2020

Version 16.01.2020

IFR flights in the Federal Republic of Germany

IFR movements (entries, exits, overflights and domestics) in all control sectors with a German designator.

	2020	2019	Trend
Week 2	53.144	53.427	-0,5%
Cumulated Weeks	102.353	104.493	-2,0%

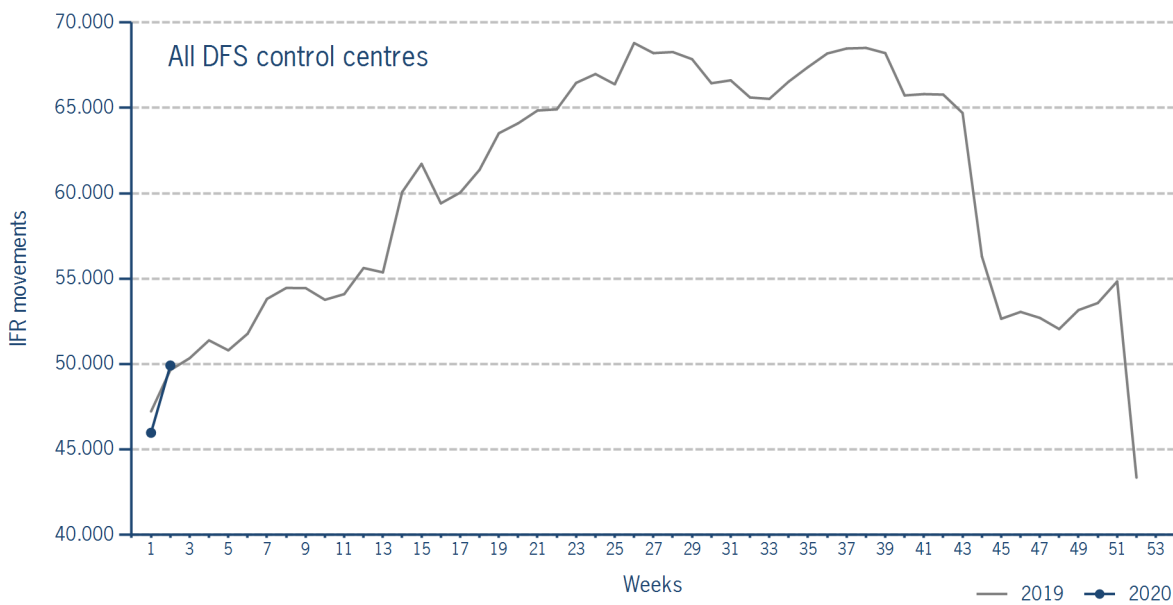


Please note: This count covers the traffic in the area build by all control sectors with a German designator („ED“), regardless of the service provider, including civil and military traffic in sectors controlled by DFS and Maastricht UAC (Maastricht-Hannover sectors). The area counted is composed of modular control sectors designed for ATC purposes with partly cross border structures and is therefore not identical to the political border of the Federal Republic of Germany or the national Flight Information Region (FIR).

IFR flights controlled by DFS

IFR movements (entries, exits, overflights and domestics) in control sectors controlled by DFS.

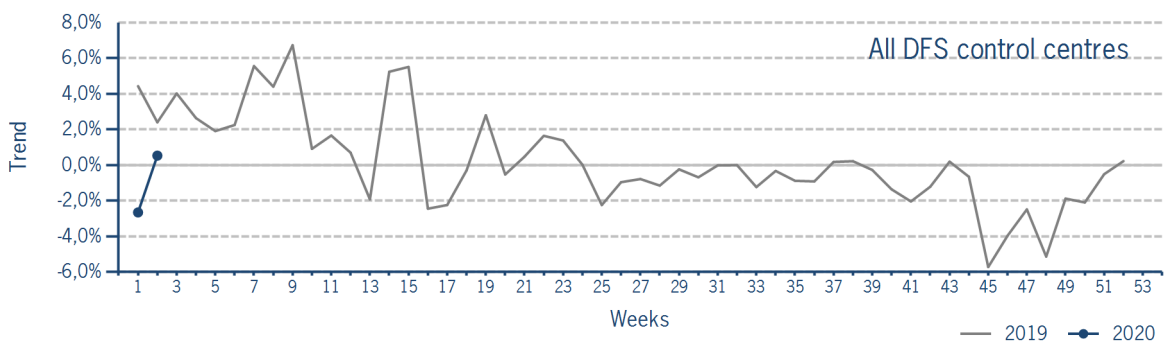
	2020	2019	Trend
Week 2	49.912	49.645	0,5%
Cumulated Weeks	95.881	96.865	-1,0%



Please note: This count covers the traffic in the area build by control sectors of DFS control centres, including civil and military traffic. Traffic in Maastricht UAC (Maastricht-Hannover sectors) is not counted.

IFR flights controlled by DFS - trend

Trend in the number of IFR movements (entries, exits, overflights and domestics) in control sectors controlled by DFS.

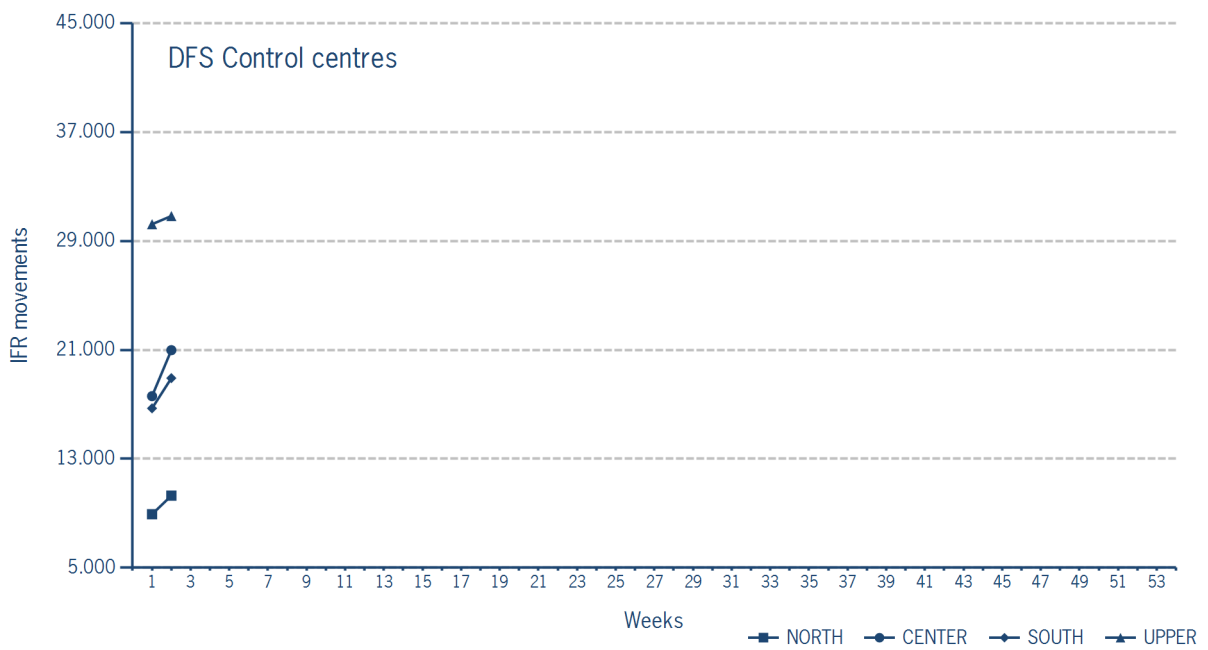


IFR flights controlled by DFS - in detail

IFR movements (entries, exits, overflights and domestics) controlled by DFS at the different control centres.

	NORTH	CENTER	SOUTH	UPPER
Week 2	10.295	20.982	18.927	30.834
Trend	-4,3%	0,2%	0,8%	0,0%
Cumulated Weeks	19.225	38.585	35.636	61.066
Trend	-6,7%	-3,5%	-0,6%	-0,6%

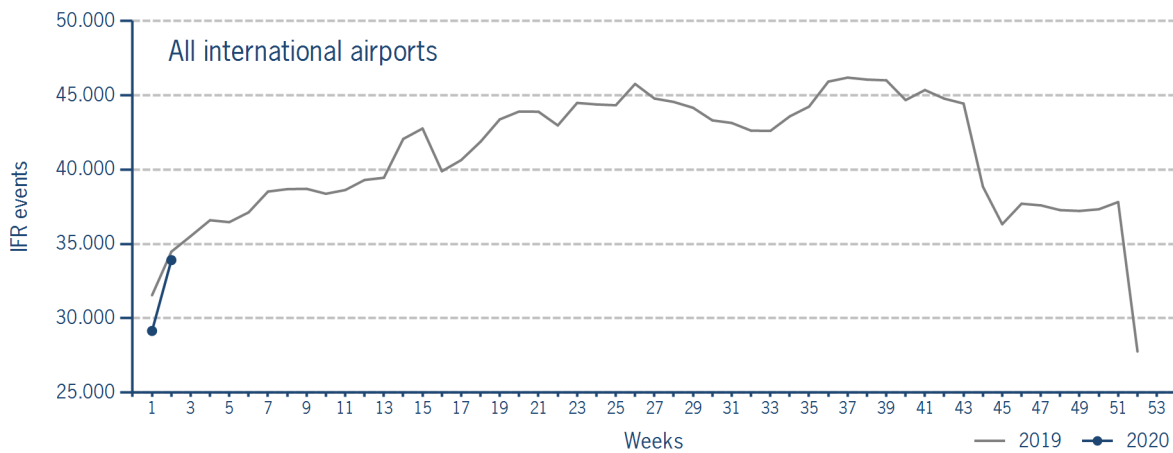
Please note: The trend numbers compare counts of the airspaces in their current configuration to the count of the same airspace in 2019.



IFR flights at international German airports

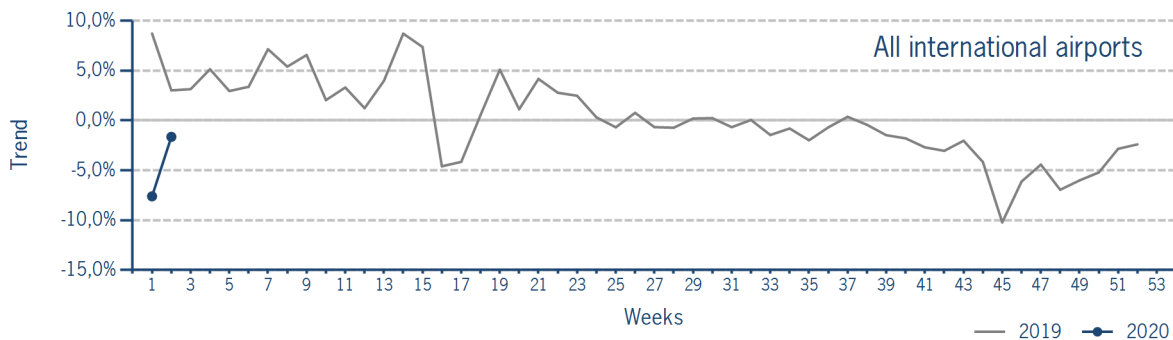
IFR events (take-offs and landings) at the international DFS towers in the Federal Republic of Germany.

	2020	2019	Trend
Week 2	33.914	34.481	-1,6%
Cumulated Weeks	63.064	66.030	-4,5%



IFR flights at international German airports - trend

Trend in the number of IFR events (take-offs and landings) at the international DFS towers in the Federal Republic of Germany.



IFR flights at international German airports - airport category

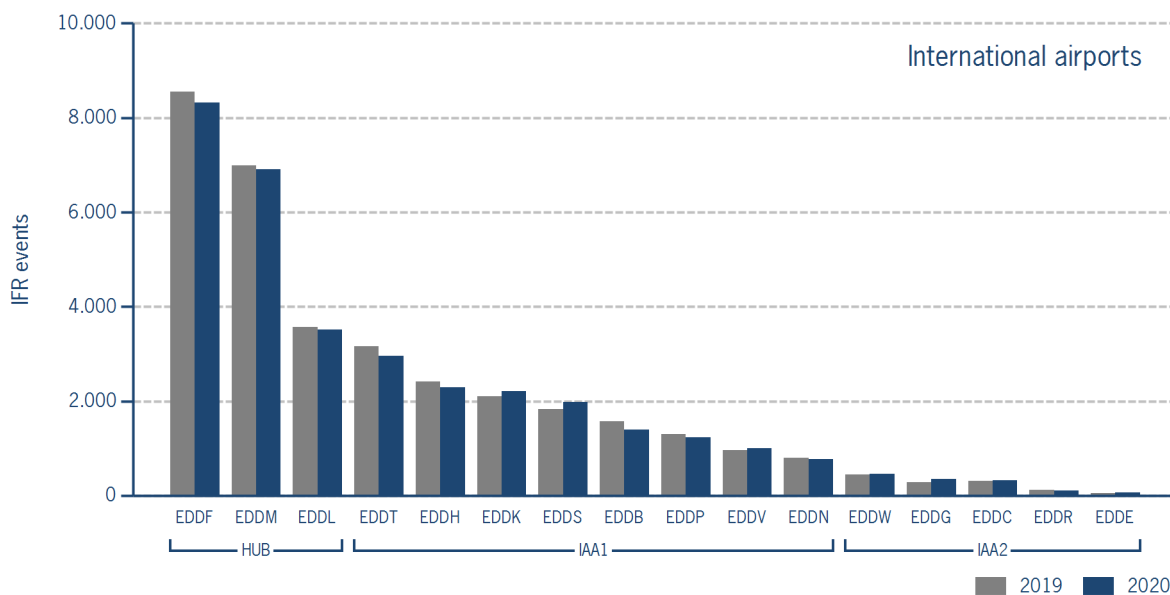
IFR events (take-offs and landings) at the international DFS towers in the Federal Republic of Germany differentiated by Hub Gateways (HUB), International Access Airports 1 (IAA1) and International Access Airports 2 (IAA2).

	HUB	IAA1	IAA2
Week 2	18.750	13.864	1.300
Trend	-1,9%	-2,0%	5,9%
Cumulated Weeks	34.742	26.188	2.134
Trend	-4,2%	-5,0%	-2,3%

IFR flights at international German airports - in detail

IFR events (take-offs and landings) at the different international DFS towers in the Federal Republic of Germany.

		Week 2	Trend	Week 1 - 2	Trend
HUB					
EDDF	Frankfurt/Main	8.323	-2,7%	15.494	-5,6%
EDDL	Düsseldorf	3.512	-1,7%	6.574	-6,6%
EDDM	München	6.915	-1,1%	12.674	-1,2%
IAA1					
EDDB	Berlin-Schönefeld	1.401	-11,2%	2.869	-10,8%
EDDH	Hamburg	2.295	-5,2%	4.320	-7,5%
EDDK	Köln/Bonn	2.213	5,4%	4.084	1,0%
EDDN	Nürnberg	776	-3,0%	1.434	-3,9%
EDDP	Leipzig/Halle	1.233	-5,0%	2.220	-4,3%
EDDS	Stuttgart	1.980	8,5%	3.625	1,1%
EDDT	Berlin-Tegel	2.959	-6,6%	5.839	-10,0%
EDDV	Hannover	1.007	5,3%	1.797	2,7%
IAA2					
EDDC	Dresden	320	1,6%	569	-6,6%
EDDE	Erfurt/Weimar	71	42,0%	98	5,4%
EDDG	Münster/Osnabrück	346	21,4%	502	9,1%
EDDR	Saarbrücken	104	-17,5%	183	-14,1%
EDDW	Bremen	459	1,8%	782	-3,3%



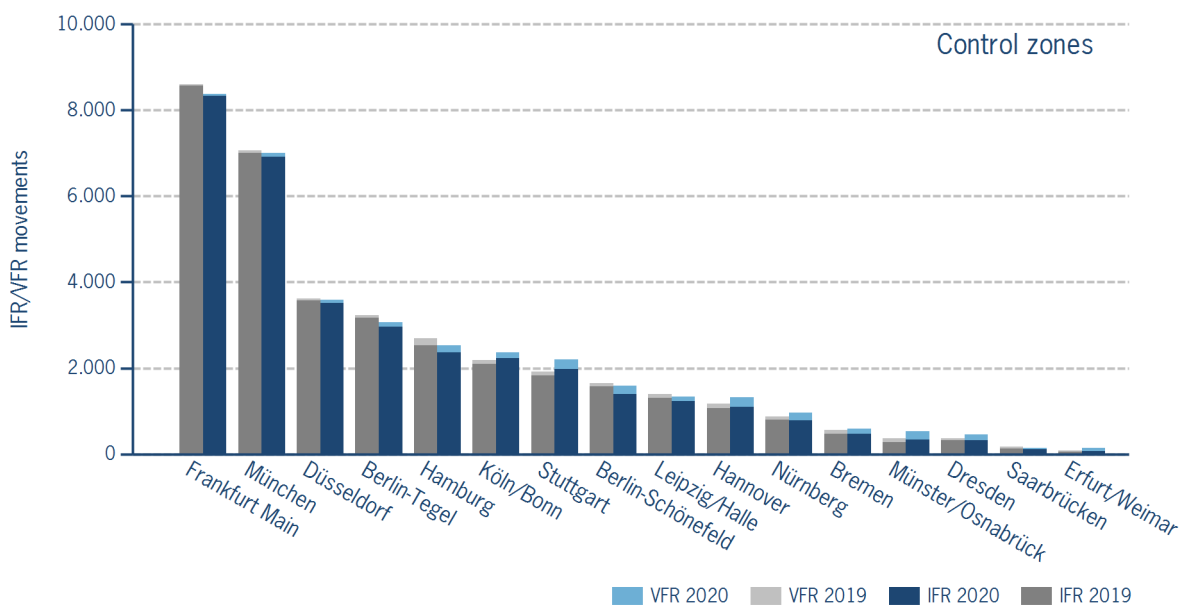
IFR/VFR flights in control zones of DFS towers

IFR/VFR movements (entries, exits, overflights and domestics) at the different control zones of international DFS towers.

	Week 2	Trend	Week 1 - 2	Trend
Berlin-Schönefeld	1.586	-3,8%	3.222	-5,0%
Berlin-Tegel	3.068	-5,2%	6.037	-9,3%
Bremen	595	5,3%	982	-4,1%
Dresden	461	26,6%	879	18,5%
Düsseldorf	3.594	-0,7%	6.731	-5,8%
Erfurt/Weimar	146	69,8%	259	47,2%
Frankfurt Main	8.383	-2,5%	15.612	-5,6%
Hamburg	2.525	-6,2%	4.739	-8,1%
Hannover	1.323	13,1%	2.298	9,9%
Köln/Bonn	2.363	7,8%	4.348	3,2%
Leipzig/Halle	1.343	-3,9%	2.494	-1,0%
München	7.001	-0,9%	12.837	-0,9%
Münster/Osnabrück	530	44,0%	793	26,5%
Nürnberg	966	11,4%	1.782	10,0%
Saarbrücken	147	-11,4%	255	-11,8%
Stuttgart	2.195	14,9%	3.986	6,6%

Additional information:

Münster reported no glider movements for the current week, i.e. no glider movements for the cumulated year.



IFR flights at regional German airports - in detail

IFR events (take-offs and landings) at the different regional towers in the Federal Republic of Germany with control zone and barely any PPR.

	2020	2019	Trend
Week 2	2.461	2.332	5,5%
Cumulated Weeks	4.133	4.127	0,1%

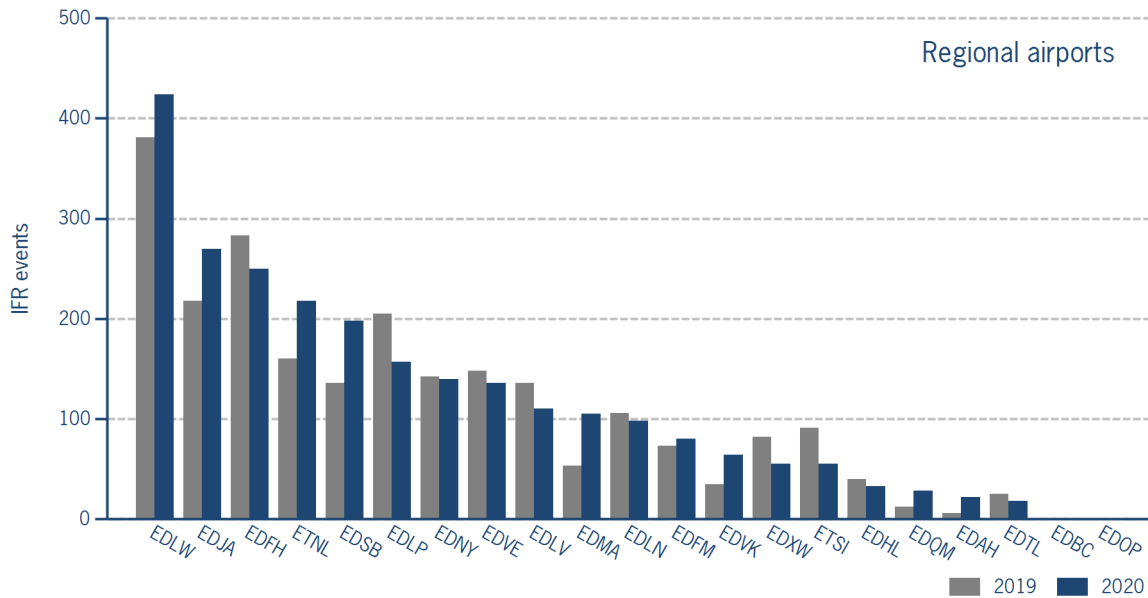
	Week 2	Trend	Week 1 - 2	Trend
EDAH Heringsdorf	22	OLC*	42	OLC*
EDBC Magdeburg/Cochstedt	0	N/A	0	OLC*
EDFH Frankfurt-Hahn	250	-11,7%	432	-19,7%
EDFM Mannheim City	80	9,6%	113	14,1%
EDHL Lübeck-Blankensee	33	-17,5%	53	-14,5%
EDJA Memmingen	270	23,9%	495	5,8%
EDLN Mönchengladbach	98	-7,5%	144	-6,5%
EDLP Paderborn/Lippstadt	157	-23,4%	265	-16,9%
EDLV Niederrhein	110	-19,1%	221	-21,9%
EDLW Dortmund	424	11,3%	810	4,9%
EDMA Augsburg	105	98,1%	143	60,7%
EDNY Friedrichshafen	140	-1,4%	234	0,4%
EDOP Schwerin-Parchim	0	N/A	0	-100,0%
EDQM Hof-Plauen	28	133,3%	40	110,5%
EDSB Karlsruhe/Baden-Baden	198	45,6%	320	10,7%
EDTL Lahr	18	-28,0%	26	-13,3%
EDVE Braunschweig-Wolfsburg	136	-8,1%	163	-9,9%
EDVK Kassel-Calden	64	82,9%	102	41,7%
EDXW Sylt	55	-32,9%	168	-10,2%
ETNL Laage	218	36,3%	306	34,8%
ETSI Ingolstadt/Manching	55	-39,6%	56	-41,7%

*The value is of limited conclusiveness (OLC).

Please note: The airport Magdeburg-Cochstedt (EDBC) is currently closed and the airport Sylt (EDXW) is now assigned to Austro Control.

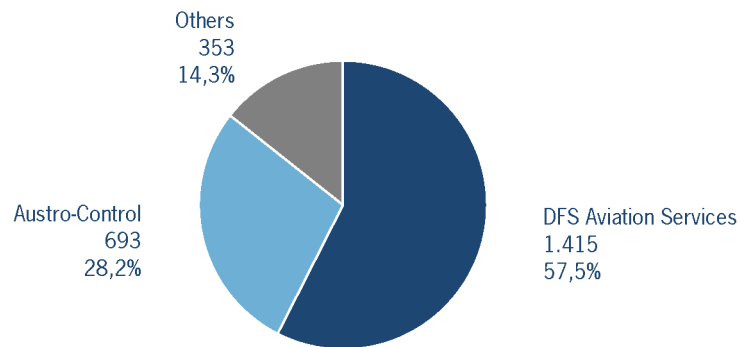
IFR flights at regional German airports - in detail

IFR events (take-offs and landings) at the different regional towers in the Federal Republic of Germany with control zone and barely any PPR.



IFR flights at regional German airports - air traffic service providers

Percentage of IFR events (take-offs and landings) at the regional towers in the Federal Republic of Germany differentiated between DFS Aviation Services, Austro Control and other providers.



- DFS Aviation Services: Dortmund (EDLW), Friedrichshafen (EDNY), Karlsruhe/Baden-Baden (EDSB), Lahr (EDTL), Magdeburg/Cochstedt (EDBC), Memmingen (EDJA), Mönchengladbach (EDLN), Niederrhein (EDLV), Paderborn/Lippstadt (EDLP)
- Austro Control: Augsburg (EDMA), Braunschweig-Wolfsburg (EDVE), Frankfurt-Hahn (EDFH), Heringsdorf (EDAH), Hof-Plauen (EDQM), Kassel-Calden (EDVK), Lübeck-Blankensee (EDHL), Schwerin-Parchim (EDOP), Sylt (EDXW)
- Others: Ingolstadt/Manching (ETSI), Laage (ETNL), Mannheim City (EDFM)

ATFM Arrival Delay

(Data Source: NM statistics, DFS LIZ)

ATFM Arrival Delay with reference to the relevant airport, in minutes per IFR arrival.

ATFM Arrival Delay:

sum of all arrival ATFM delay divided by the sum of all inbound flights for the particular traffic volume

Airports		ATC Delay [min/arrival]	non ATC Delay [min/arrival]	
	All Airports	0	0,3598	
EDDF	Frankfurt/Main	0	1,3141	
EDDM	München	0	0,1849	

Please note: The ATFM delay data are provided by NM statistics. Due to internal distribution of the ATFM delay, data are modified by CC/FC and TWR/M. The inbound flight information is based on LIZ statistics.

All Airports means all international German airports: Berlin-Schönefeld (EDDB), Berlin-Tegel (EDDT), Bremen (EDDW), Dresden (EDDC), Düsseldorf (EDDL), Erfurt/Weimar (EDDE), Frankfurt/Main (EDDF), Hamburg (EDDH), Hannover (EDDV), Köln/Bonn (EDDK), Leipzig/Halle (EDDP), München (EDDM), Münster/Osnabrück (EDDG), Nürnberg (EDDN), Saarbrücken (EDDR), Stuttgart (EDDS)