



LIZ Bulletin

DFS Situation and Information Centre

Week 20

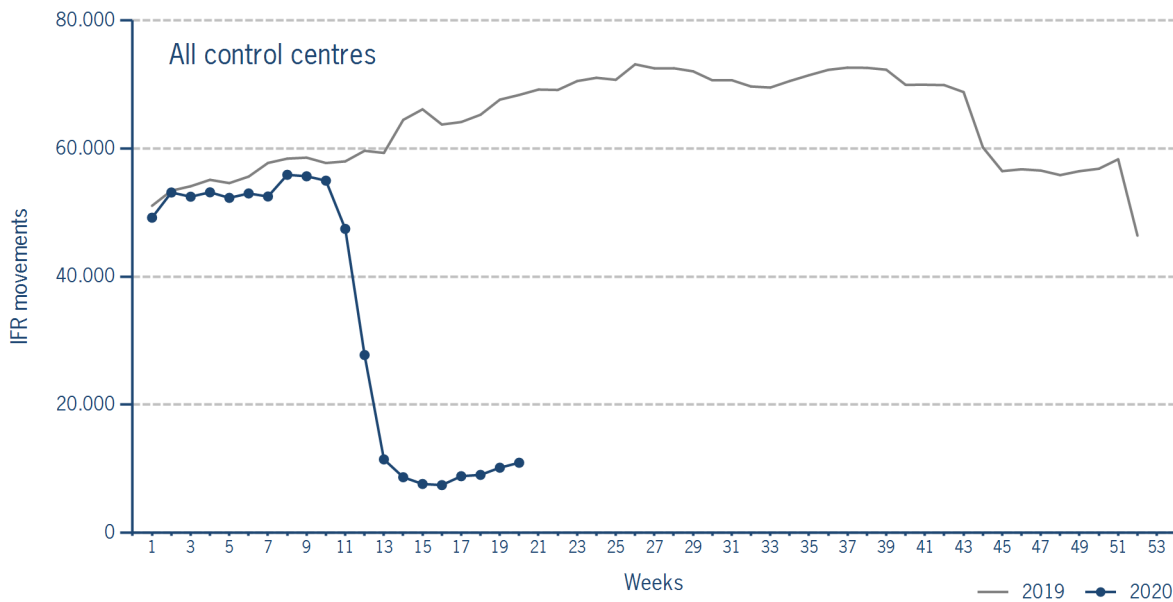
11 MAY 2020 - 17 MAY 2020

Version 20.05.2020

IFR flights in the Federal Republic of Germany

IFR movements (entries, exits, overflights and domestics) in all control sectors with a German designator.

	2020	2019	Trend
Week 20	10.926	68.381	-84,0%
Cumulated Weeks	681.714	1.193.322	-42,9%

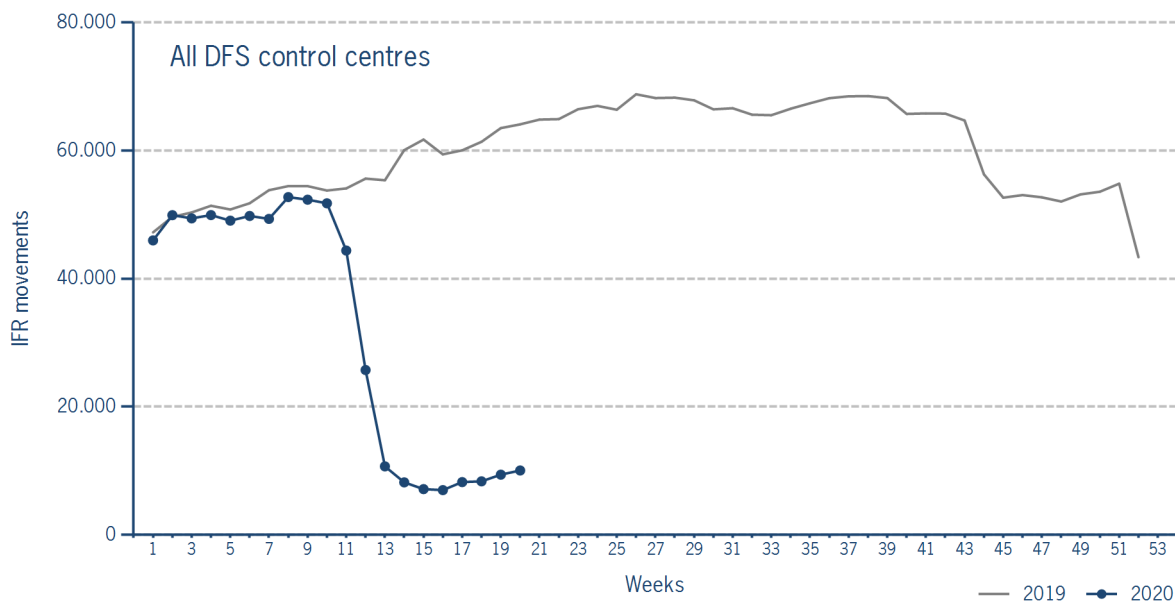


Please note: This count covers the traffic in the area build by all control sectors with a German designator („ED“), regardless of the service provider, including civil and military traffic in sectors controlled by DFS and Maastricht UAC (Maastricht-Hannover sectors). The area counted is composed of modular control sectors designed for ATC purposes with partly cross border structures and is therefore not identical to the political border of the Federal Republic of Germany or the national Flight Information Region (FIR).

IFR flights controlled by DFS

IFR movements (entries, exits, overflights and domestics) in control sectors controlled by DFS.

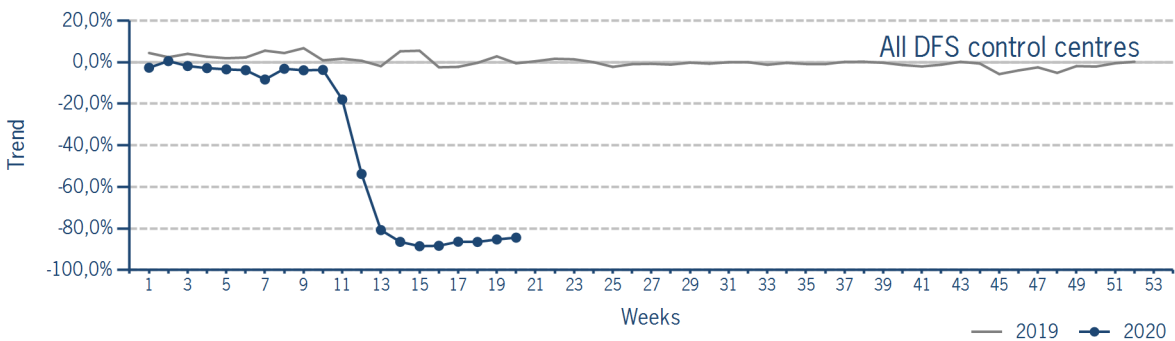
	2020	2019	Trend
Week 20	10.032	64.100	-84,3%
Cumulated Weeks	639.249	1.112.962	-42,6%



Please note: This count covers the traffic in the area build by control sectors of DFS control centres, including civil and military traffic. Traffic in Maastricht UAC (Maastricht-Hannover sectors) is not counted.

IFR flights controlled by DFS - trend

Trend in the number of IFR movements (entries, exits, overflights and domestics) in control sectors controlled by DFS.

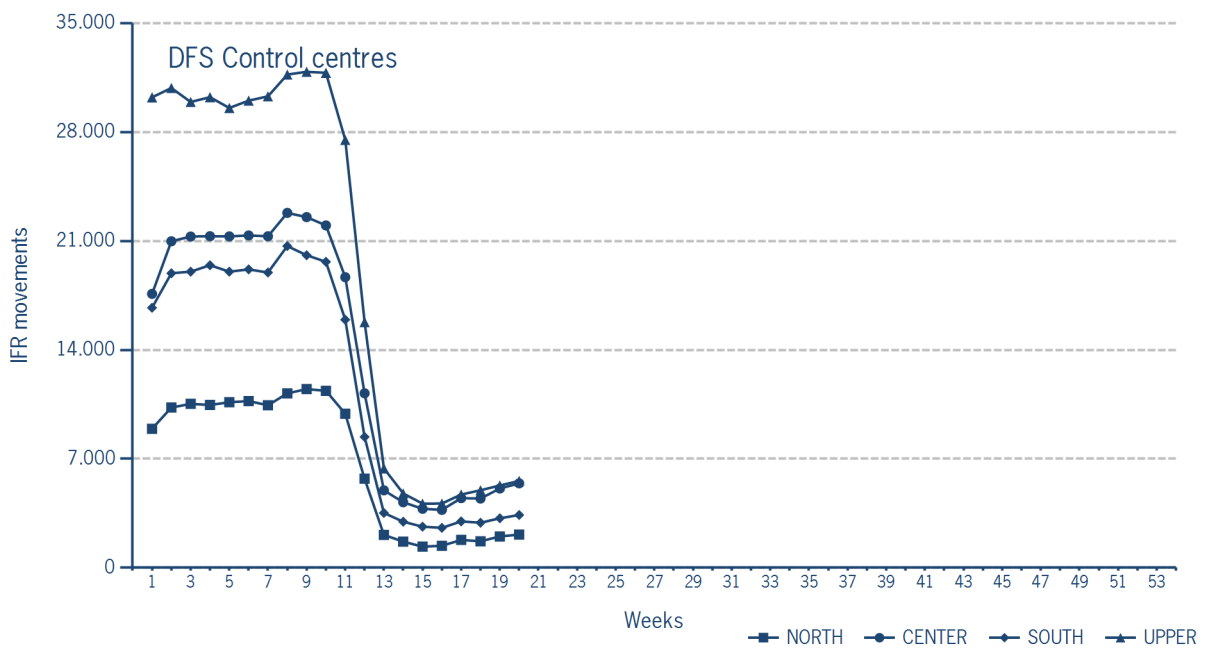


IFR flights controlled by DFS - in detail

IFR movements (entries, exits, overflights and domestics) controlled by DFS at the different control centres.

	NORTH	CENTER	SOUTH	UPPER
Week 20	2.134	5.425	3.392	5.580
Trend	-84,5%	-80,4%	-86,0%	-84,1%
Cumulated Weeks	135.887	278.495	240.181	389.747
Trend	-44,6%	-42,0%	-43,6%	-41,2%

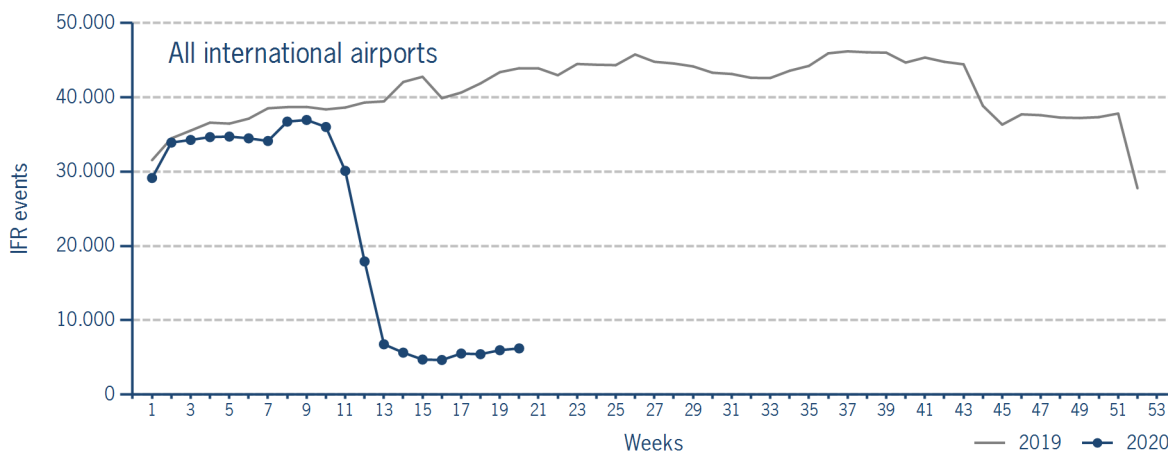
Please note: The trend numbers compare counts of the airspaces in their current configuration to the count of the same airspace in 2019.



IFR flights at international German airports

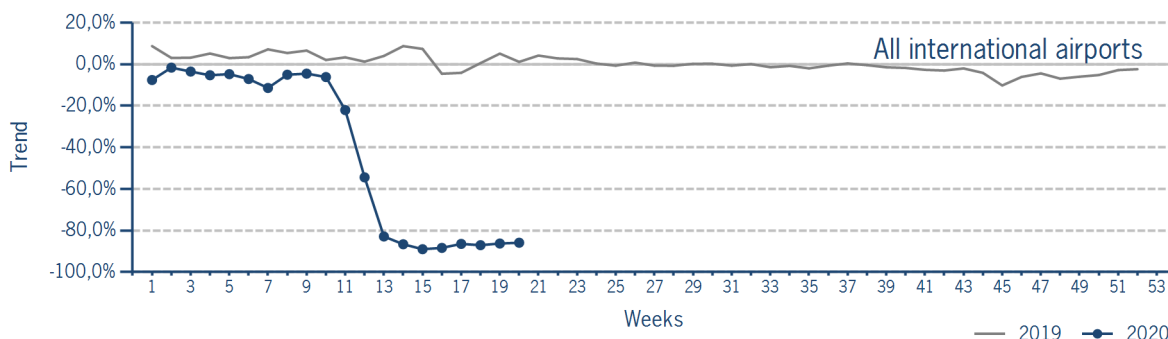
IFR events (take-offs and landings) at the international DFS towers in the Federal Republic of Germany.

	2020	2019	Trend
Week 20	6.220	43.914	-85,8%
Cumulated Weeks	438.016	777.994	-43,7%



IFR flights at international German airports - trend

Trend in the number of IFR events (take-offs and landings) at the international DFS towers in the Federal Republic of Germany.



IFR flights at international German airports - airport category

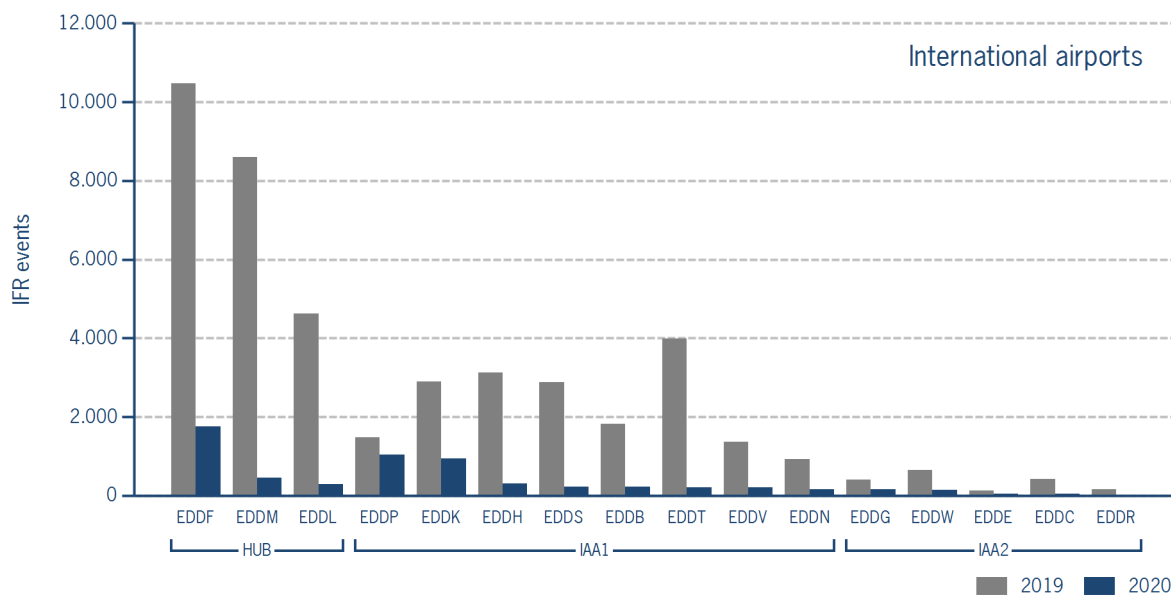
IFR events (take-offs and landings) at the international DFS towers in the Federal Republic of Germany differentiated by Hub Gateways (HUB), International Access Airports 1 (IAA1) and International Access Airports 2 (IAA2).

	HUB	IAA1	IAA2
Week 20	2.484	3.314	422
Trend	-89,5%	-82,1%	-75,9%
Cumulated Weeks	231.838	188.497	17.681
Trend	-45,4%	-42,0%	-37,9%

IFR flights at international German airports - in detail

IFR events (take-offs and landings) at the different international DFS towers in the Federal Republic of Germany.

		Week 20	Trend	Week 1 - 20	Trend
HUB					
EDDF	Frankfurt/Main	1.754	-83,3%	107.547	-43,2%
EDDL	Düsseldorf	283	-93,9%	42.667	-48,2%
EDDM	München	447	-94,8%	81.624	-46,7%
IAA1					
EDDB	Berlin-Schönefeld	218	-88,0%	18.359	-46,7%
EDDH	Hamburg	304	-90,3%	29.122	-46,9%
EDDK	Köln/Bonn	941	-67,6%	33.328	-31,8%
EDDN	Nürnberg	166	-82,1%	10.190	-40,6%
EDDP	Leipzig/Halle	1.047	-29,1%	23.796	-14,2%
EDDS	Stuttgart	219	-92,4%	24.456	-47,5%
EDDT	Berlin-Tegel	211	-94,7%	36.738	-49,7%
EDDV	Hannover	208	-84,7%	12.508	-43,2%
IAA2					
EDDC	Dresden	38	-90,8%	4.254	-42,5%
EDDE	Erfurt/Weimar	52	-56,7%	1.237	-21,0%
EDDG	Münster/Osnabrück	162	-59,5%	4.146	-35,6%
EDDR	Saarbrücken	21	-87,5%	1.523	-38,6%
EDDW	Bremen	149	-76,9%	6.521	-38,6%



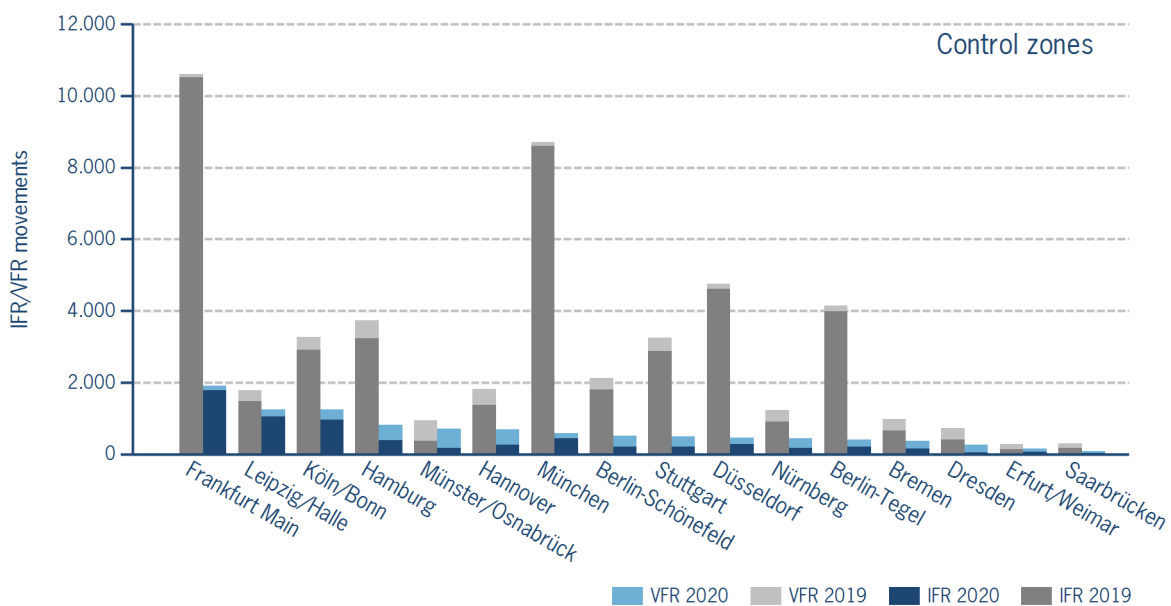
IFR/VFR flights in control zones of DFS towers

IFR/VFR movements (entries, exits, overflights and domestics) at the different control zones of international DFS towers.

	Week 20	Trend	Week 1 - 20	Trend
Berlin-Schönefeld	507	-76,1%	22.836	-42,4%
Berlin-Tegel	404	-90,3%	39.675	-47,8%
Bremen	369	-62,3%	9.834	-34,6%
Dresden	264	-64,0%	7.511	-36,6%
Düsseldorf	462	-90,3%	45.132	-46,7%
Erfurt/Weimar	153	-44,6%	2.972	-24,1%
Frankfurt Main	1.902	-82,1%	109.241	-42,9%
Hamburg	819	-78,1%	36.348	-42,9%
Hannover	687	-62,2%	18.867	-35,7%
Köln/Bonn	1.248	-61,8%	37.613	-30,2%
Leipzig/Halle	1.254	-29,9%	27.868	-14,3%
München	577	-93,4%	83.487	-46,2%
Münster/Osnabrück	701	-24,9%	9.047	-28,5%
Nürnberg	432	-65,0%	13.494	-38,6%
Saarbrücken	77	-73,9%	2.607	-33,2%
Stuttgart	500	-84,6%	28.518	-45,0%

Additional information:

Münster reported 252 glider movements for the current week, i.e. 252 glider movements for the cumulated year.



IFR flights at regional German airports - in detail

IFR events (take-offs and landings) at the different regional towers in the Federal Republic of Germany with control zone and barely any PPR.

	2020	2019	Trend
Week 20	1.239	3.440	-64,0%
Cumulated Weeks	35.453	59.326	-40,2%

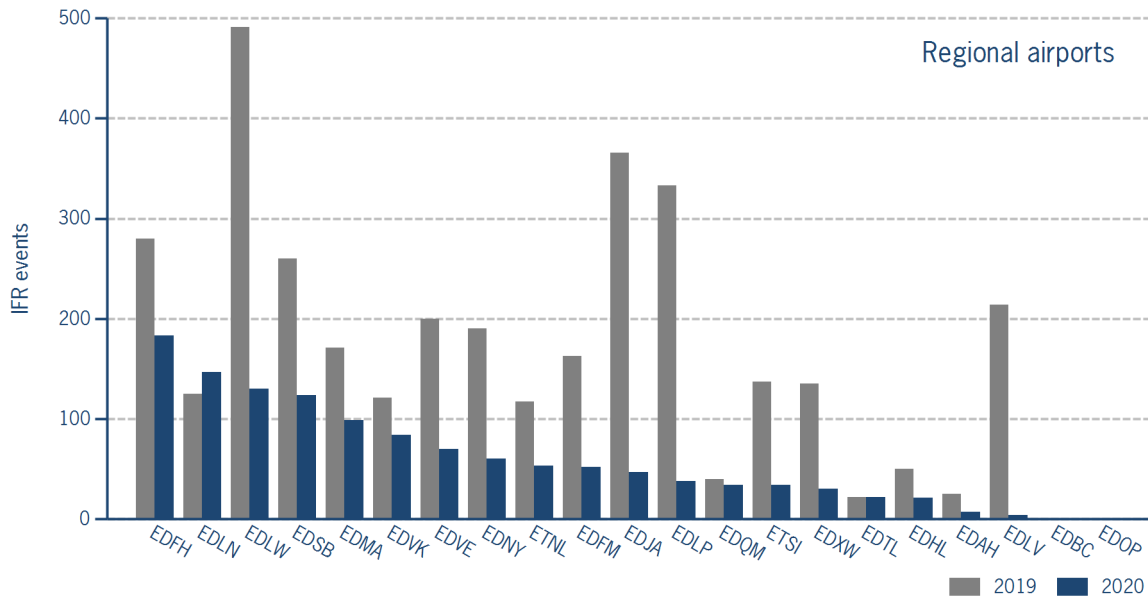
	Week 20	Trend	Week 1 - 20	Trend
EDAH Heringsdorf	7	-72,0%	216	-11,8%
EDBC Magdeburg/Cochstedt	0	N/A	0	-100,0%
EDFH Frankfurt-Hahn	183	-34,6%	4.163	-35,0%
EDFM Mannheim City	52	-68,1%	1.511	-41,2%
EDHL Lübeck-Blankensee	21	-58,0%	554	-49,3%
EDJA Memmingen	47	-87,2%	3.203	-42,7%
EDLN Mönchengladbach	147	17,6%	1.893	-19,4%
EDLP Paderborn/Lippstadt	38	-88,6%	2.096	-54,9%
EDLV Niederrhein	4	-98,1%	1.281	-61,2%
EDLW Dortmund	130	-73,5%	5.435	-36,9%
EDMA Augsburg	99	-42,1%	1.796	-28,8%
EDNY Friedrichshafen	60	-68,4%	2.122	-50,6%
EDOP Schwerin-Parchim	0	N/A	0	-100,0%
EDQM Hof-Plauen	34	-15,0%	365	-33,5%
EDSB Karlsruhe/Baden-Baden	124	-52,3%	2.856	-31,8%
EDTL Lahr	22	0,0%	329	-44,9%
EDVE Braunschweig-Wolfsburg	70	-65,0%	2.078	-42,6%
EDVK Kassel-Calden	84	-30,6%	1.211	-22,7%
EDXW Sylt	30	-77,8%	703	-57,5%
ETNL Laage	53	-54,7%	2.381	-27,3%
ETSI Ingolstadt/Manching	34	-75,2%	1.260	-43,1%

*The value is of limited conclusiveness (OLC).

Please note: The airport Magdeburg-Cochstedt (EDBC) is currently closed and the airport Sylt (EDXW) is now assigned to Austro Control.

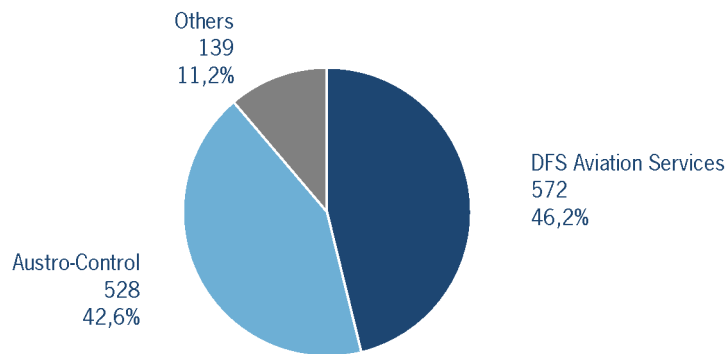
IFR flights at regional German airports - in detail

IFR events (take-offs and landings) at the different regional towers in the Federal Republic of Germany with control zone and barely any PPR.



IFR flights at regional German airports - air traffic service providers

Percentage of IFR events (take-offs and landings) at the regional towers in the Federal Republic of Germany differentiated between DFS Aviation Services, Austro Control and other providers.



- DFS Aviation Services: Dortmund (EDLW), Friedrichshafen (EDNY), Karlsruhe/Baden-Baden (EDSB), Lahr (EDTL), Magdeburg/Cochstedt (EDBC), Memmingen (EDJA), Mönchengladbach (EDLN), Niederrhein (EDLV), Paderborn/Lippstadt (EDLP)
- Austro Control: Augsburg (EDMA), Braunschweig-Wolfsburg (EDVE), Frankfurt-Hahn (EDFH), Heringsdorf (EDAH), Hof-Plauen (EDQM), Kassel-Calden (EDVK), Lübeck-Blankensee (EDHL), Schwerin-Parchim (EDOP), Sylt (EDXW)
- Others: Ingolstadt/Manching (ETSI), Laage (ETNL), Mannheim City (EDFM)

ATFM Arrival Delay

(Data Source: NM statistics, DFS LIZ)

ATFM Arrival Delay with reference to the relevant airport, in minutes per IFR arrival.

ATFM Arrival Delay:

sum of all arrival ATFM delay divided by the sum of all inbound flights for the particular traffic volume

No ATFM Delay

Please note: The ATFM delay data are provided by NM statistics. Due to internal distribution of the ATFM delay, data are modified by CC/FC and TWR/M. The inbound flight information is based on LIZ statistics.

All Airports means all international German airports: Berlin-Schönefeld (EDDB), Berlin-Tegel (EDDT), Bremen (EDDW), Dresden (EDDC), Düsseldorf (EDDL), Erfurt/Weimar (EDDE), Frankfurt/Main (EDDF), Hamburg (EDDH), Hannover (EDDV), Köln/Bonn (EDDK), Leipzig/Halle (EDDP), München (EDDM), Münster/Osnabrück (EDDG), Nürnberg (EDDN), Saarbrücken (EDDR), Stuttgart (EDDS)