

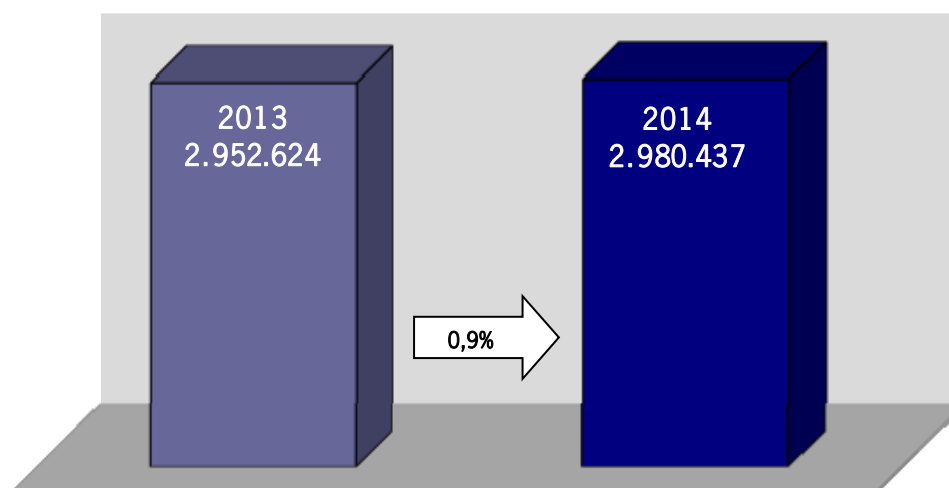
Air traffic statistics

Annual Summary 2014

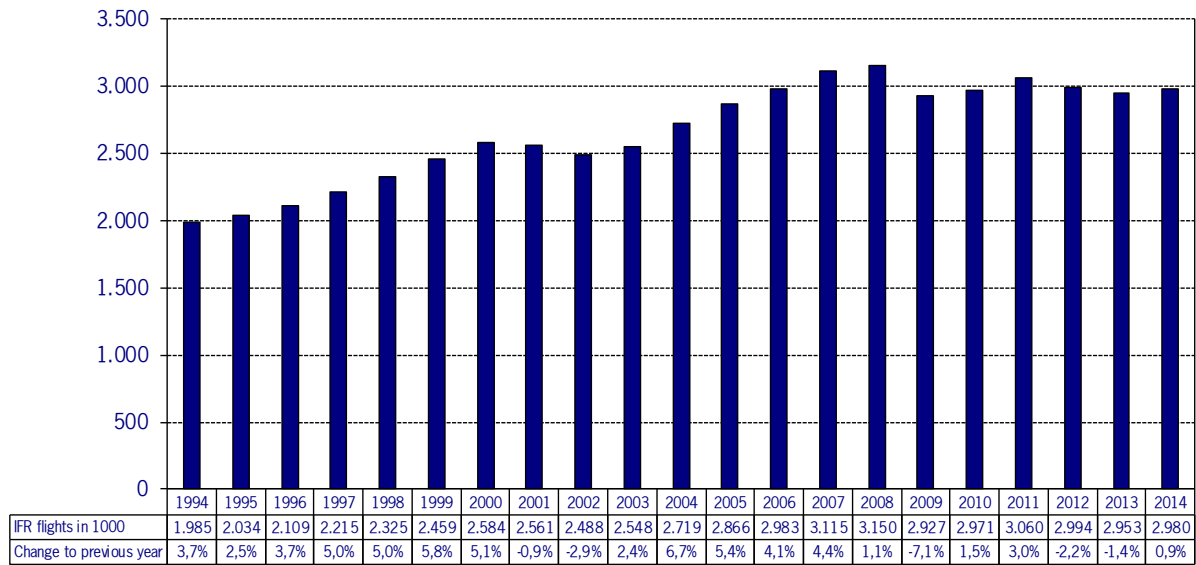
IFR flights in the Federal Republic of Germany

Peak Day 27.06.2014 – 10.052 IFR Flights

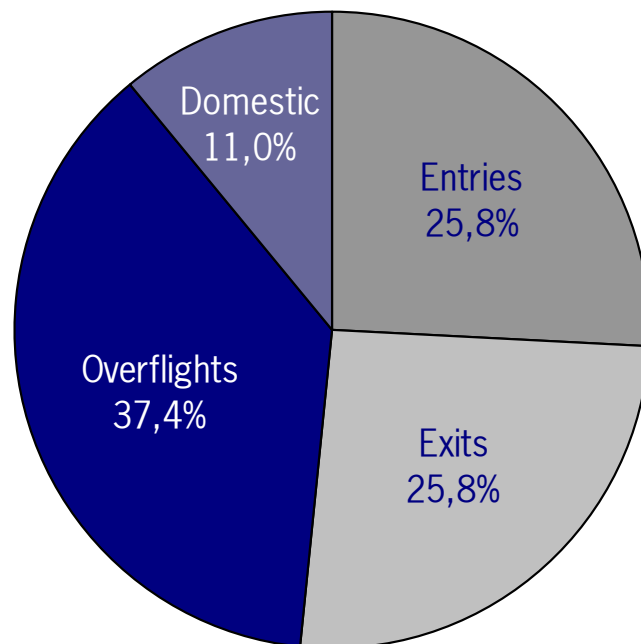
| | 2014 | 2013 | Trend |
|-------------------------|-----------|-----------|-------|
| Civil flights | 2.932.935 | 2.907.747 | 0,9% |
| Military flights | 47.502 | 44.877 | 5,8% |
| Total | 2.980.437 | 2.952.624 | 0,9% |



Development of IFR traffic 1994 to 2014



Entries, Exits, overflights and domestic flights in 2014

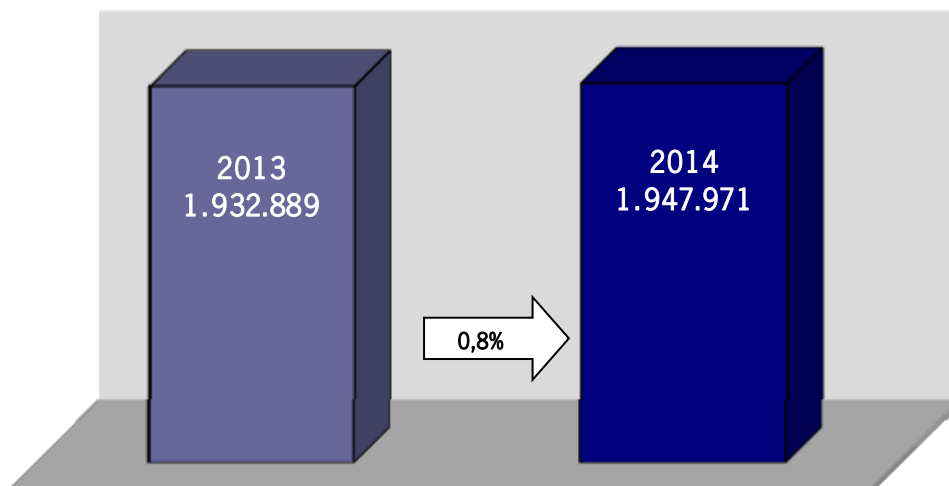


IFR take-offs and landings at international and regional German airports 2014

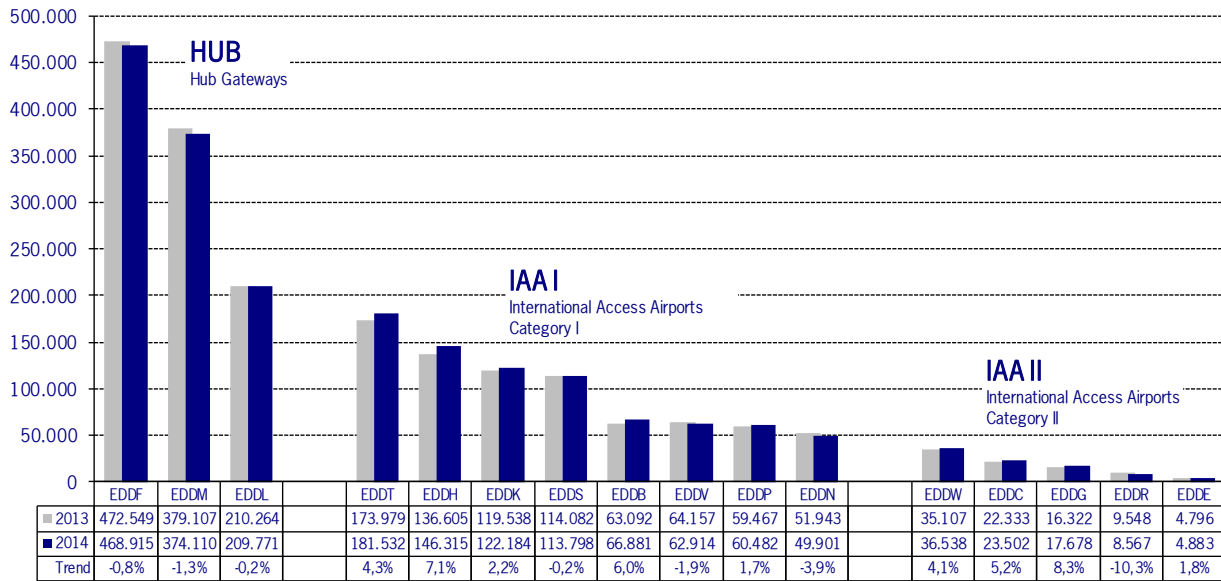
| | 2014 | 2013 | Trend |
|-------------------------------|-----------|-----------|-------|
| International airports | 1.947.971 | 1.932.889 | 0,8% |
| Regional airports | 173.027 | 182.291 | -5,1% |
| Total | 2.120.998 | 2.115.180 | 0,3% |

IFR take-offs and landings at international airports

Berlin-Schönefeld, Berlin-Tegel, Bremen, Dresden, Düsseldorf, Erfurt, Frankfurt, Hamburg, Hannover, Köln, Leipzig, München, Münster-Osnabrück, Nürnberg, Saarbrücken, Stuttgart



Traffic count of IFR take-offs and landings at international airports 2014



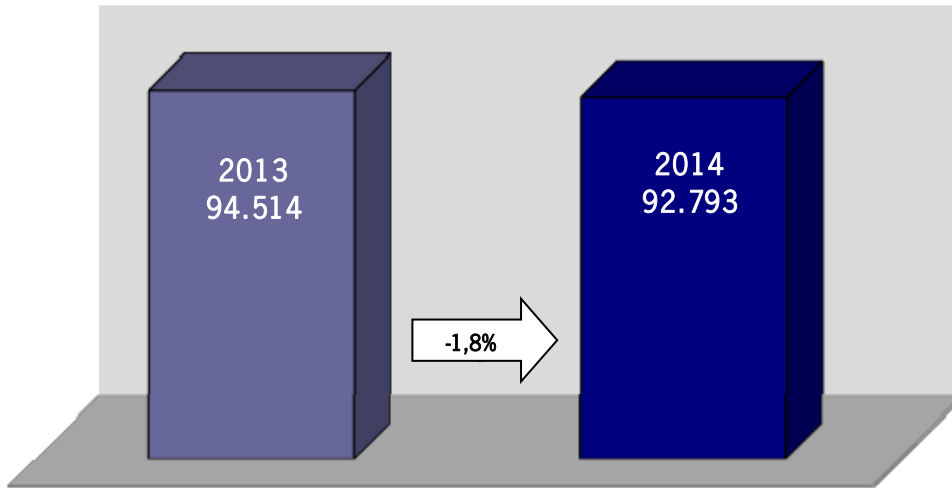
Peak – Day at international Airports 2014

| | Date | Count |
|------|--------|-------|
| EDDB | 21.11. | 251 |
| EDDC | 01.10. | 117 |
| EDDE | 08.10. | 31 |
| EDDF | 12.09. | 1.466 |
| EDDG | 27.06. | 147 |
| EDDH | 10.10. | 517 |
| EDDK | 05.09. | 478 |
| EDDL | 08.09. | 726 |
| EDDM | 06.06. | 1.211 |
| EDDN | 17.09. | 196 |
| EDDP | 02.10. | 244 |
| EDDR | 05.09. | 48 |
| EDDS | 18.06. | 437 |
| EDDT | 6.6 | 633 |
| EDDV | 23.09. | 261 |
| EDDW | 06.06. | 145 |

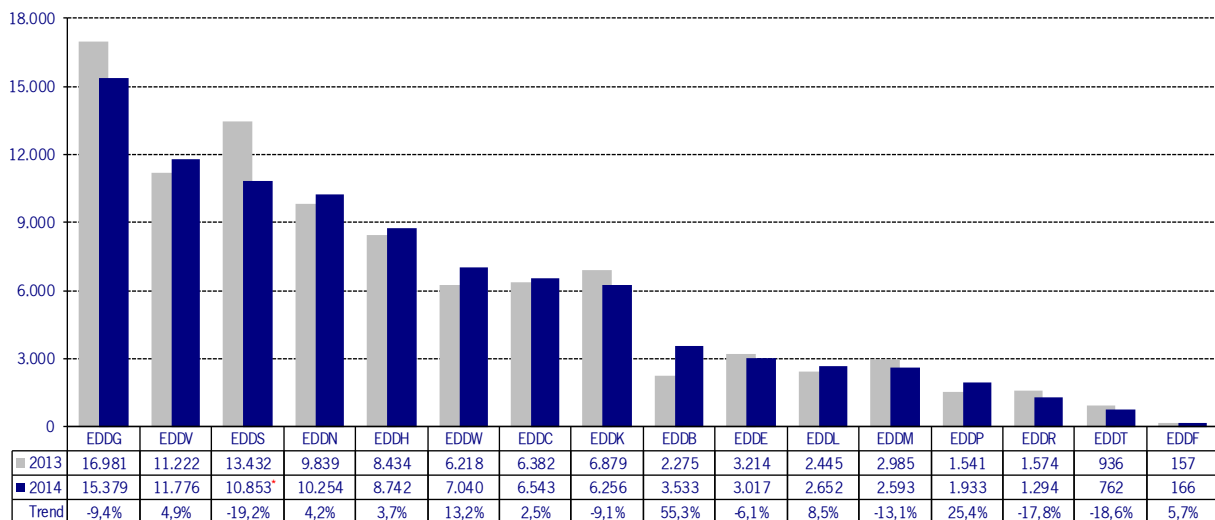
Please note: Only IFR arrivals and departures are taken into account.

VFR take-offs, landings, low approach and touch & goes at international airports

Berlin-Schönefeld, Berlin-Tegel, Bremen, Dresden, Düsseldorf, Erfurt, Frankfurt, Hamburg, Hannover, Köln-Bonn, Leipzig, München, Münster-Osnabrück, Nürnberg, Saarbrücken, Stuttgart




Traffic count of VFR take-offs, landings, low approach and touch & goes at international airports



Please note: The VFR statistics for EDDS in 2014 are incomplete due to missing TFDPS data. The DFS Tower Stuttgart reported 14.632 VFR events for this year. For further details please contact LIZ.

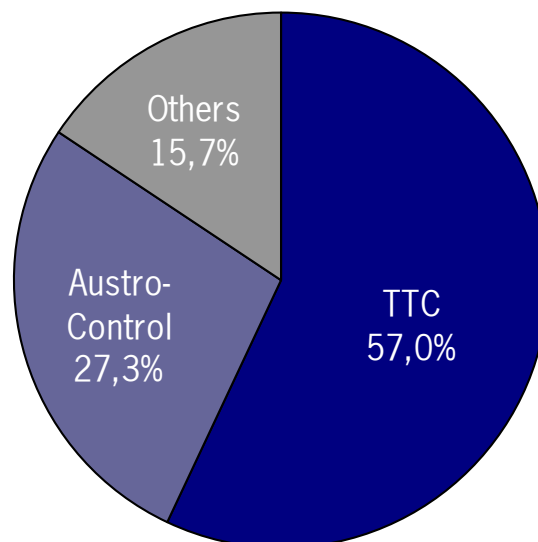
IFR take-offs and landings at regional airports

Augsburg, Braunschweig-Wolfsburg, Dortmund, Friedrichshafen, Frankfurt-Hahn, Heringsdorf, Hof-Plauen, Ingolstadt/Manching, Karlsruhe/Baden-Baden, Kassel-Calden, Laage, Lahr, Leipzig-Altenburg, Lübeck-Blankensee, Magdeburg/Cochstedt, Mannheim City, Memmingen, Mönchengladbach, Niederrhein, Paderborn/Lippstadt, Schwerin-Parchim, Sylt, Zweibrücken



Please note: The airport Neubrandenburg (ETNU) is no longer counted among the regional airports.

Shares of the different air traffic providers



TTC: Dortmund (EDLW), Frankfurt-Hahn (EDFH), Karlsruhe/Baden-Baden (EDSB), Lahr (EDTL), Leipzig-Altenburg (EDAC), Magdeburg/Cochstedt (EDBC), Memmingen (EDJA), Mönchengladbach (EDLN), Niederrhein (EDLV), Paderborn/Lippstadt (EDLP)

Austro-Control: Augsburg (EDMA), Braunschweig-Wolfsburg (EDVE), Friedrichshafen (EDNY), Heringsdorf (EDAH), Hof-Plauen (EDQM), Kassel-Calden (EDVK), Lübeck-Blankensee (EDHL), Schwerin-Parchim (EDOP), Zweibrücken (EDRZ)

Others: Ingolstadt/Manching (ETSI), Laage (ETNL), Mannheim City (EDFM), Sylt (EDXW)

Traffic count of IFR take-offs and landings at regional airports 2014

