



# LIZ Air traffic statistics

DFS Situation and Information Centre

AUG 2018

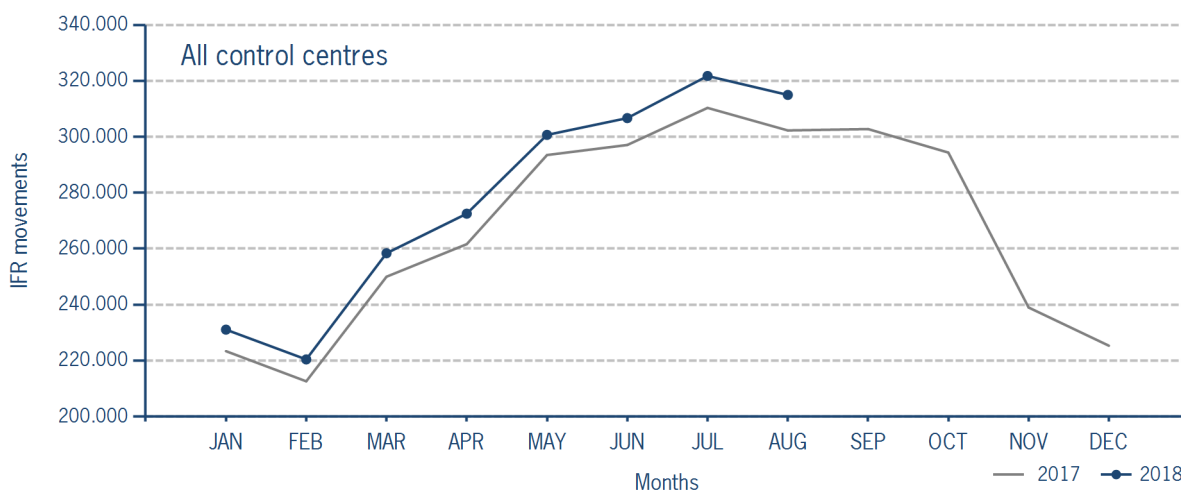
Version 08.10.2018

## IFR flights in the Federal Republic of Germany

IFR movements (entries, exits, overflights and domestics) in all control sectors with a German designator.

	AUG 2018	AUG 2017	Trend
Civil flights	311.391	298.369	4,4%
Military flights	3.585	3.904	-8,2%
<b>Total</b>	<b>314.976</b>	<b>302.273</b>	<b>4,2%</b>

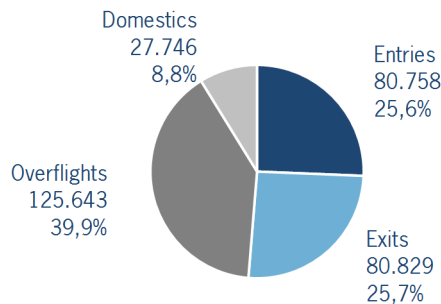
	JAN - AUG 2018	JAN - AUG 2017	Trend
Civil flights	2.197.621	2.120.813	3,6%
Military flights	28.816	29.887	-3,6%
<b>Total</b>	<b>2.226.437</b>	<b>2.150.700</b>	<b>3,5%</b>



Please note: This count covers the traffic in the area build by all control sectors with a German designator („ED“), regardless of the service provider, including civil and military traffic in sectors controlled by DFS and Maastricht UAC (Maastricht-Hannover sectors). The area counted is composed of modular control sectors designed for ATC purposes with partly cross border structures and is therefore not identical to the political border of the Federal Republic of Germany or the national Flight Information Region (FIR).

## IFR flights in the Federal Republic of Germany - percentage

IFR movements (entries, exits, overflights and domestics) in all control centres.

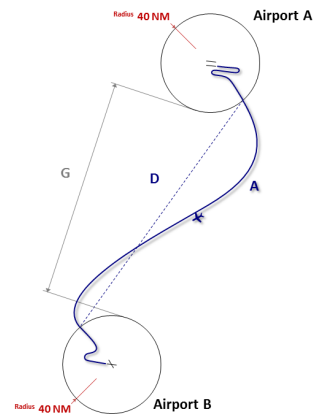


Please note: This count covers the traffic in the area build by all control sectors with a German designator („ED“), regardless of the service provider, including civil and military traffic in sectors controlled by DFS and Maastricht UAC (Maastricht-Hannover sectors). The area counted is composed of modular control sectors designed for ATC purposes with partly cross border structures and is therefore not identical to the political border of the Federal Republic of Germany or the national Flight Information Region (FIR).

## Flight efficiency in the Federal Republic of Germany

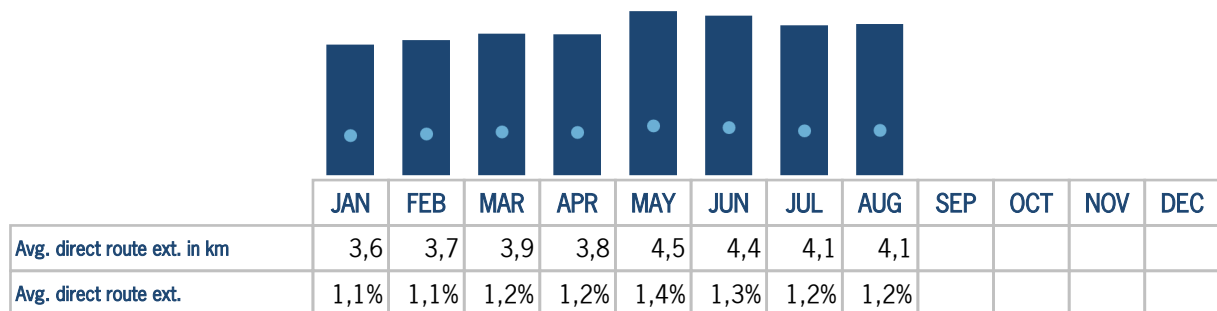
Direct route extension is defined as the difference between the length of the actual route (A) and the direct course (D) between the departure and arrival terminal areas (radius of 40 NM around the airport) or the national border where a flight enters or leaves German airspace. The direct route extension expressed as a percentage is defined as the ratio between the direct route extension and the direct course (D).

AUG 2018	
Evaluated traffic	281.908
Average actual route / flight	339,2 km
Average direct course / flight	335,1 km
Average direct route extension / flight	4,1 km
Average direct route extension / flight	1,2%



Additional information:

The evaluated traffic includes only civil flights. This value is different from the number of IFR flights in the Federal Republic of Germany because certain flights are not included in the statistics. For example, tracks which have an intercept point with the departure or the arrival terminal area (40 NM) outside of the DFS controlled airspace are not included.



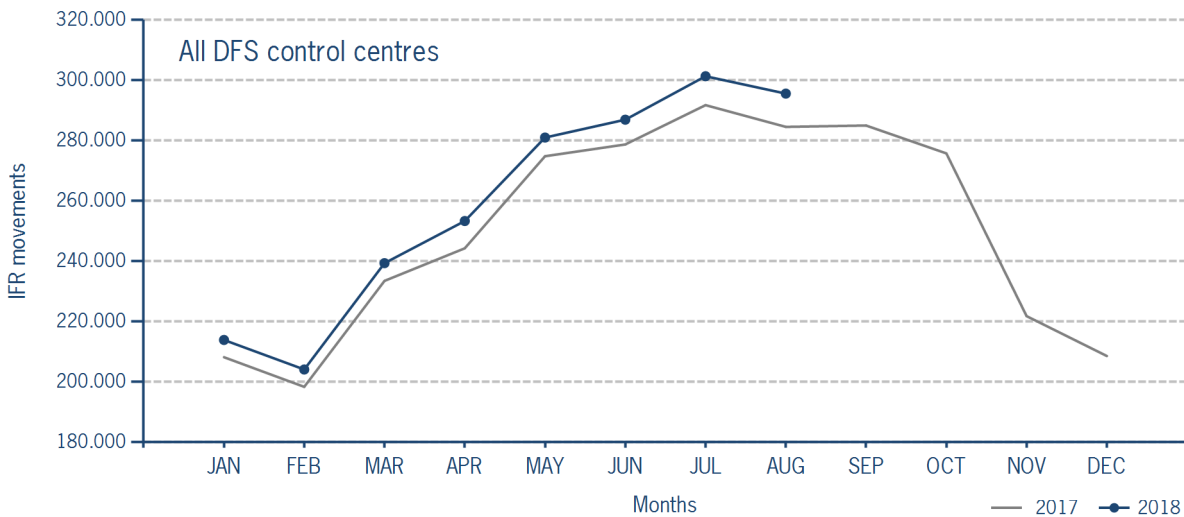
## IFR flights controlled by DFS

IFR movements (entries, exits, overflights and domestics) in control sectors controlled by DFS.

	AUG 2018	AUG 2017	Trend
Civil flights	292.018	280.681	4,0%
Military flights	3.606	3.915	-7,9%
<b>Total</b>	<b>295.624</b>	<b>284.596</b>	<b>3,9%</b>

	JAN - AUG 2018	JAN - AUG 2017	Trend
Civil flights	2.047.154	1.984.684	3,1%
Military flights	28.769	29.826	-3,5%
<b>Total</b>	<b>2.075.923</b>	<b>2.014.510</b>	<b>3,0%</b>

Please note: This count covers the traffic in the area build by control sectors of DFS control centres, including civil and military traffic. Traffic in Maastricht UAC (Maastricht-Hannover sectors) is not counted.



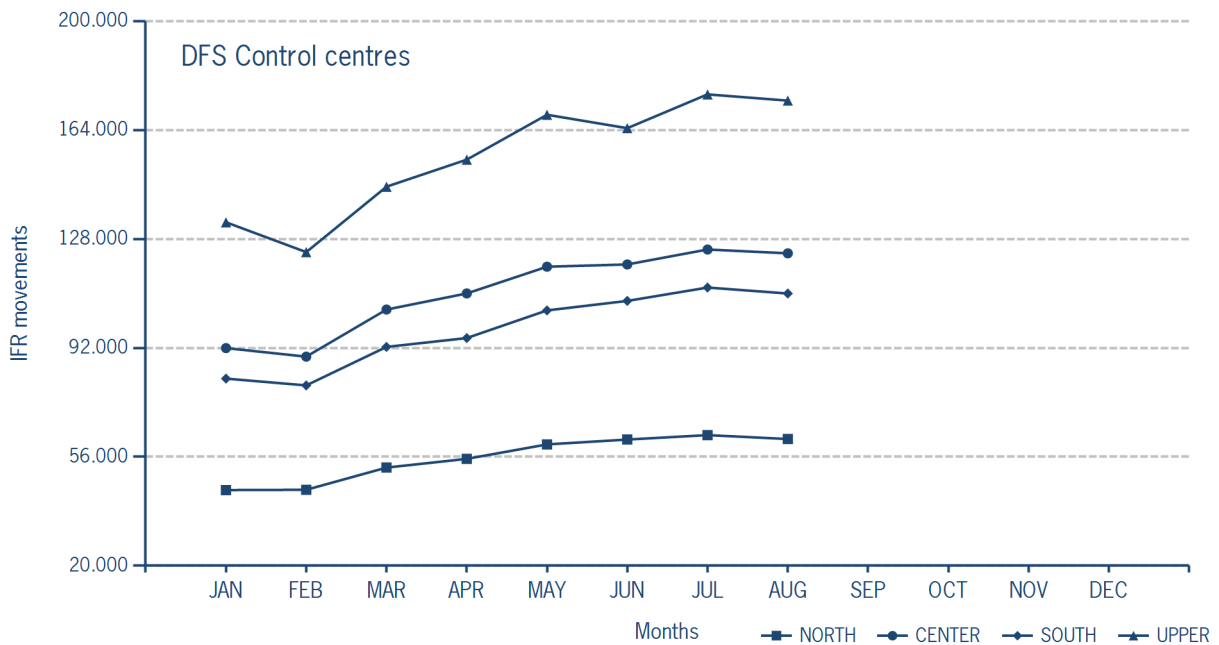
**IFR flights controlled by DFS - in detail**

IFR movements (entries, exits, overflights and domestics) controlled by DFS at the different control centres.

	AUG 2018	AUG 2017	Trend
NORTH	61.883	60.961	1,5%
CENTER	123.264	117.224	5,2%
SOUTH	109.980	102.636	7,2%
UPPER	173.740	177.564	-2,2%

	JAN - AUG 2018	JAN - AUG 2017	Trend
NORTH	444.787	448.037	-0,7%
CENTER	881.959	845.593	4,3%
SOUTH	782.931	748.139	4,7%
UPPER	1.239.942	1.237.545	0,2%

Please note: The trend numbers compare counts of the airspaces in their current configuration to the count of the same airspace in 2017.



### IFR flights at international and regional German airports

IFR events (take-offs and landings) at the international DFS towers and the regional tower with control zone and barely any PPR in the Federal Republic of Germany.

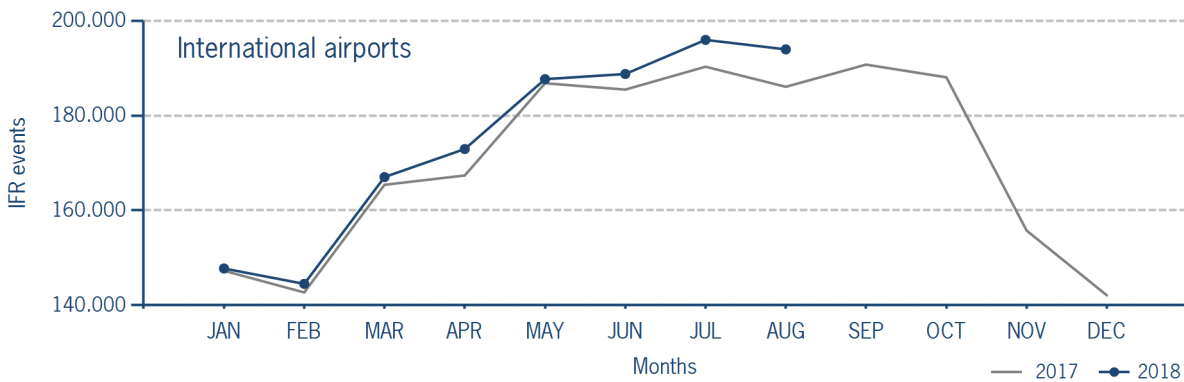
	AUG 2018	AUG 2017	Trend
<b>International Airports</b>	193.965	186.079	4,2%
<b>Regional Airports</b>	15.228	14.328	6,3%
<b>Total</b>	209.193	200.407	4,4%

	JAN - AUG 2018	JAN - AUG 2017	Trend
<b>International Airports</b>	1.398.649	1.371.467	2,0%
<b>Regional Airports</b>	112.508	107.037	5,1%
<b>Total</b>	1.511.157	1.478.504	2,2%

Please note: The airport Magdeburg-Cochstedt (EDBC) is currently closed.

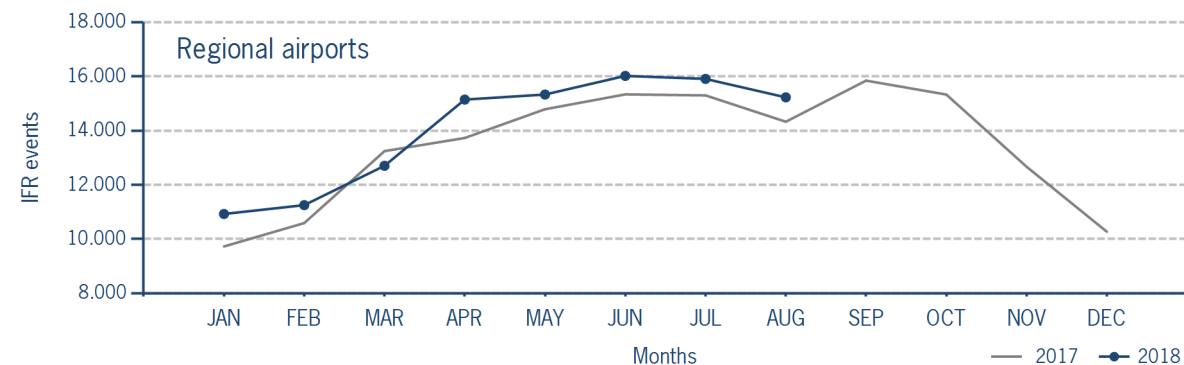
### IFR flights at international German airports

IFR events (take-offs and landings) at the international DFS towers in the Federal Republic of Germany.



### IFR flights at regional German airports

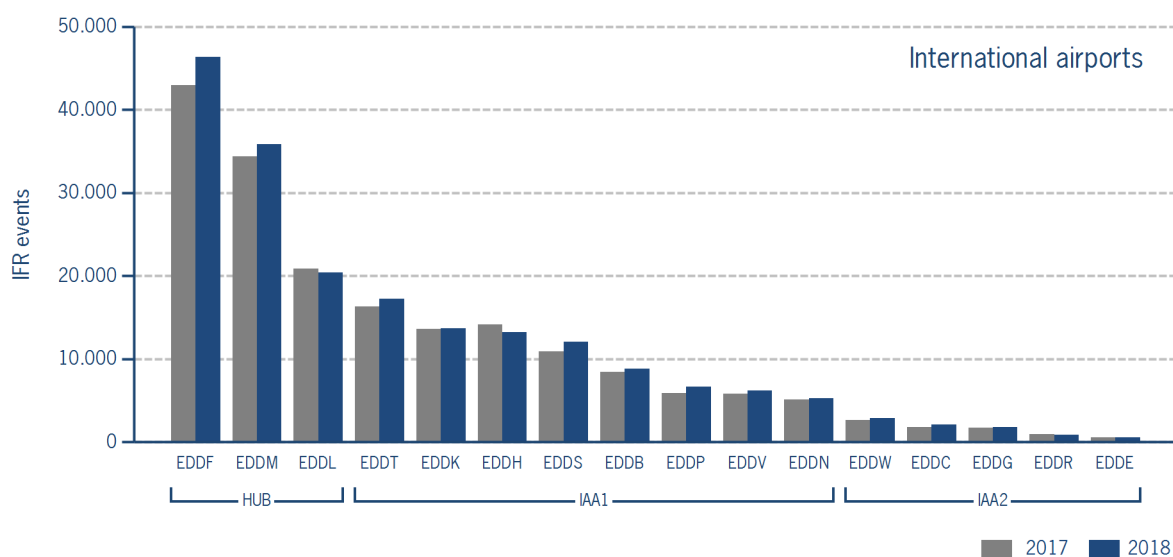
IFR events (take-offs and landings) at the different regional towers in the Federal Republic of Germany with control zone and barely any PPR.



**IFR flights at international German airports - in detail**

IFR events (take-offs and landings) at the different international DFS towers in the Federal Republic of Germany differentiated by Hub Gateways (HUB), International Access Airports 1 (IAA1) and International Access Airports 2 (IAA2).

	AUG 2018	Trend	JAN - AUG 2018	Trend
<b>HUB</b>				
EDDF Frankfurt/Main	46.377	8,0%	339.853	8,3%
EDDL Düsseldorf	20.434	-2,1%	141.905	-6,6%
EDDM München	35.849	4,2%	270.404	0,8%
<b>IAA1</b>				
EDDB Berlin-Schönefeld	8.790	3,9%	67.161	0,7%
EDDH Hamburg	13.196	-6,6%	97.605	-5,5%
EDDK Köln/Bonn	13.694	0,9%	94.052	1,6%
EDDN Nürnberg	5.288	4,0%	35.875	2,2%
EDDP Leipzig/Halle	6.639	13,0%	49.009	15,7%
EDDS Stuttgart	12.058	10,3%	84.485	8,1%
EDDT Berlin-Tegel	17.210	5,5%	117.889	-3,0%
EDDV Hannover	6.171	6,3%	42.984	4,7%
<b>IAA2</b>				
EDDC Dresden	2.091	15,5%	14.447	-0,9%
EDDE Erfurt/Weimar	590	4,4%	3.601	-3,0%
EDDG Münster/Osnabrück	1.797	3,6%	12.452	3,1%
EDDR Saarbrücken	911	-0,2%	6.202	1,6%
EDDW Bremen	2.870	7,5%	20.725	3,0%



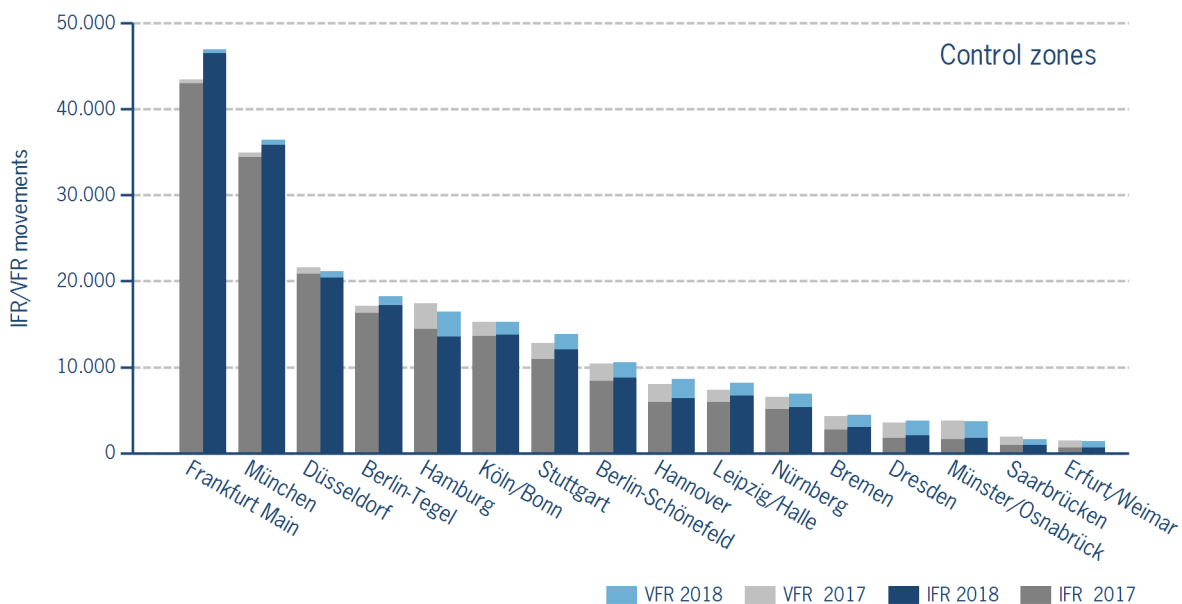
IFR/VFR flights in control zones of DFS towers

IFR/VFR movements (entries, exits, overflights and domestics) at the different control zones of international DFS towers.

	AUG 2018	Trend	JAN - AUG 2018	Trend
Berlin-Schönefeld	10.524	0,8%	78.620	3,4%
Berlin-Tegel	18.246	6,4%	124.613	-2,4%
Bremen	4.414	3,2%	30.667	2,8%
Dresden	3.808	6,3%	25.218	2,3%
Düsseldorf	21.141	-2,1%	147.122	-6,5%
Erfurt/Weimar	1.413	-4,3%	8.885	-4,7%
Frankfurt Main	46.965	8,0%	343.437	8,2%
Hamburg	16.474	-5,4%	118.497	-3,5%
Hannover	8.587	7,5%	58.871	6,9%
Köln/Bonn	15.297	0,2%	105.644	1,4%
Leipzig/Halle	8.161	11,2%	59.233	12,2%
München	36.440	4,3%	274.568	0,9%
Münster/Osnabrück	3.692	-2,5%	26.259	5,5%
Nürnberg	6.871	5,0%	46.029	2,7%
Saarbrücken	1.630	-14,2%	10.273	-2,0%
Stuttgart	13.859	8,4%	96.664	6,7%

Additional information:

Münster reported 716 glider movements for the current month, i.e. 2.062 glider movements for the cumulated year.



## IFR flights at regional German airports - in detail

IFR events (take-offs and landings) at the different regional towers in the Federal Republic of Germany with control zone and barely any PPR.

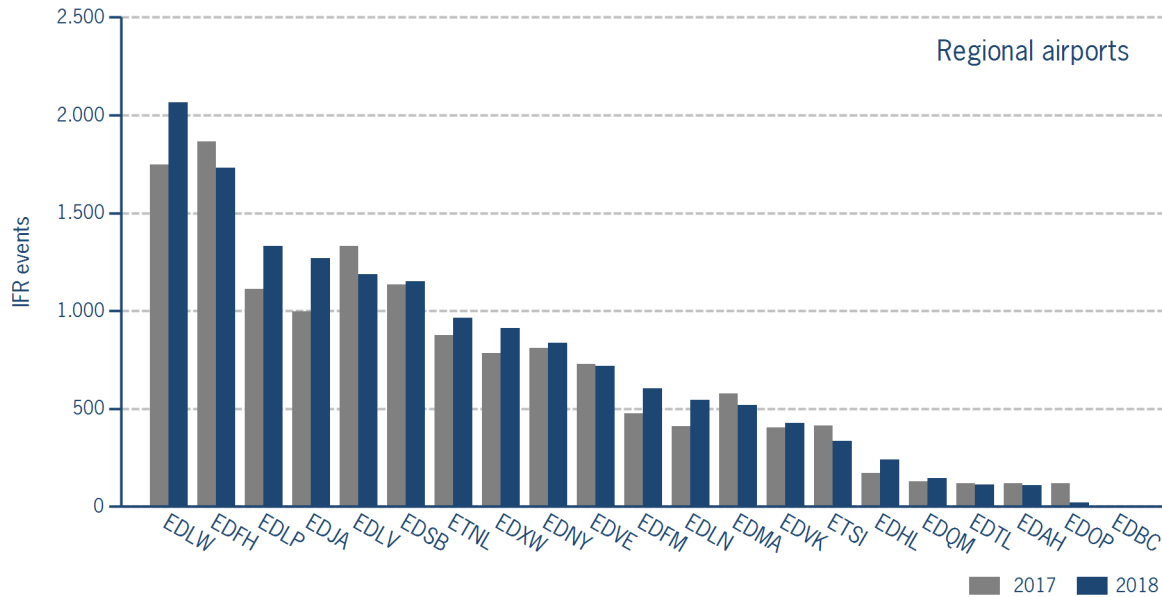
		AUG 2018	Trend	JAN - AUG 2018	Trend
EDAH	Heringsdorf	111	-5,9%	611	-4,5%
EDBC	Magdeburg/Cochstedt	0	N/A	1	-75,0%
EDFH	Frankfurt-Hahn	1.731	-7,1%	13.574	-0,9%
EDFM	Mannheim City	603	26,7%	4.424	3,2%
EDHL	Lübeck-Blankensee	242	40,7%	1.753	31,6%
EDJA	Memmingen	1.269	27,2%	9.063	20,7%
EDLN	Mönchengladbach	545	32,9%	4.395	12,5%
EDLP	Paderborn/Lippstadt	1.332	19,7%	9.114	9,3%
EDLV	Niederrhein	1.187	-10,9%	8.528	-1,0%
EDLW	Dortmund	2.065	18,3%	14.792	11,6%
EDMA	Augsburg	518	-10,4%	4.690	0,0%
EDNY	Friedrichshafen	836	3,1%	6.929	-0,1%
EDOP	Schwerin-Parchim	21	-82,2%	389	-47,6%
EDQM	Hof-Plauen	146	13,2%	946	-10,9%
EDSB	Karlsruhe/Baden-Baden	1.150	1,3%	8.255	-5,1%
EDTL	Lahr	114	-5,0%	1.003	-0,1%
EDVE	Braunschweig-Wolfsburg	720	-1,4%	6.293	-1,6%
EDVK	Kassel-Calden	426	5,2%	3.156	9,6%
EDXW	Sylt	913	16,3%	4.460	7,0%
ETNL	Laage	963	10,1%	6.546	25,8%
ETSI	Ingolstadt/Manching	336	-18,6%	3.586	-2,2%

\*The value is of limited conclusiveness (OLC).



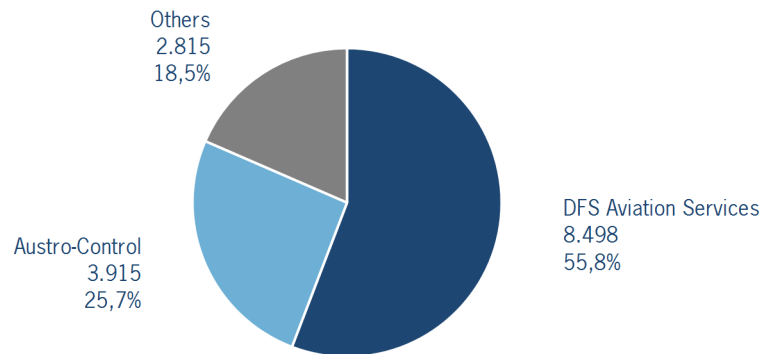
### IFR flights at regional German airports - in detail

IFR events (take-offs and landings) at the different regional towers in the Federal Republic of Germany with control zone and barely any PPR.



### IFR flights at regional German airports - air traffic service providers

Percentage of IFR events (take-offs and landings) at the regional towers in the Federal Republic of Germany differentiated between DFS Aviation Services, Austro Control and other providers.



- DFS Aviation Services:** Dortmund (EDLW), Friedrichshafen (EDNY), Karlsruhe/Baden-Baden (EDSB), Lahr (EDTL), Magdeburg/Cochstedt (EDBC), Memmingen (EDJA), Mönchengladbach (EDLN), Niederrhein (EDLV), Paderborn/Lippstadt (EDLP)
- Austro Control:** Augsburg (EDMA), Braunschweig-Wolfsburg (EDVE), Frankfurt-Hahn (EDFH), Heringsdorf (EDAH), Hof-Plauen (EDQM), Kassel-Calden (EDVK), Lübeck-Blankensee (EDHL), Schwerin-Parchim (EDOP)
- Others:** Ingolstadt/Manching (ETSI), Laage (ETNL), Mannheim City (EDFM), Sylt (EDXW)