



LIZ Bulletin

DFS Situation and Information Centre

Week 51

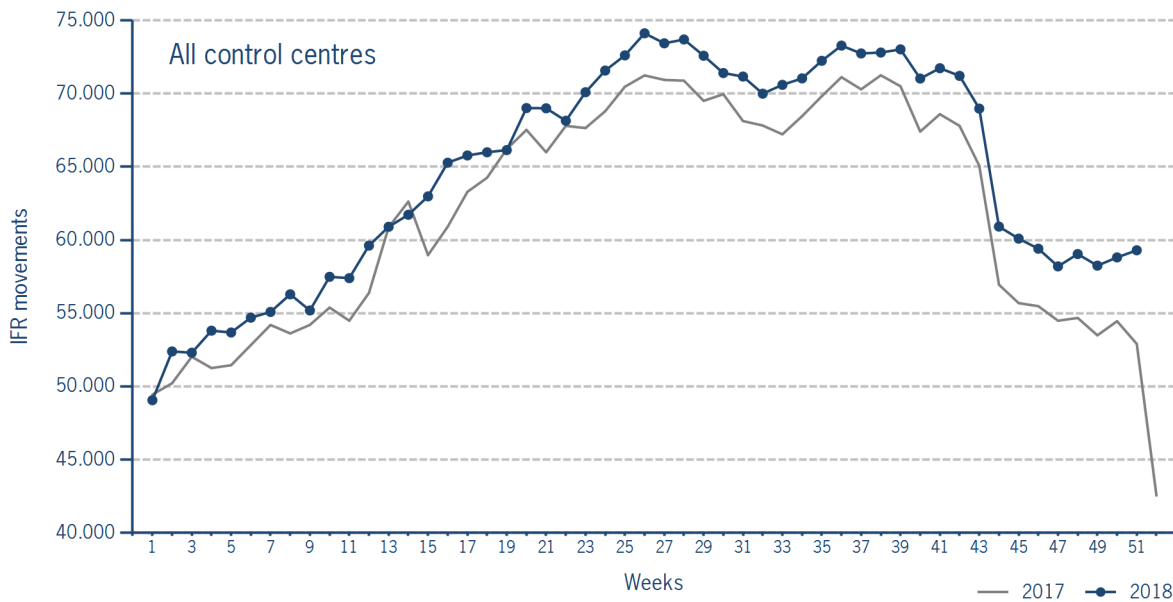
17 DEC 2018 - 23 DEC 2018

Version 28.12.2018

IFR flights in the Federal Republic of Germany

IFR movements (entries, exits, overflights and domestics) in all control sectors with a German designator.

	2018	2017	Trend
Week 51	59.301	52.904	12,1%
Cumulated Weeks	3.295.616	3.165.183	4,1%

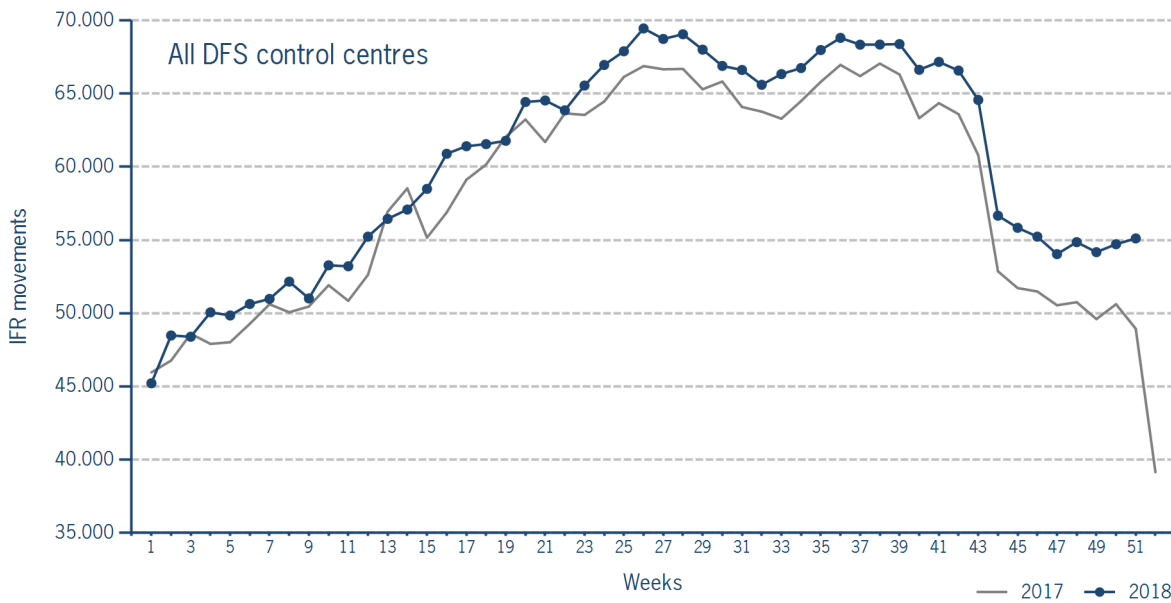


Please note: This count covers the traffic in the area build by all control sectors with a German designator („ED“), regardless of the service provider, including civil and military traffic in sectors controlled by DFS and Maastricht UAC (Maastricht-Hannover sectors). The area counted is composed of modular control sectors designed for ATC purposes with partly cross border structures and is therefore not identical to the political border of the Federal Republic of Germany or the national Flight Information Region (FIR).

IFR flights controlled by DFS

IFR movements (entries, exits, overflights and domestics) in control sectors controlled by DFS.

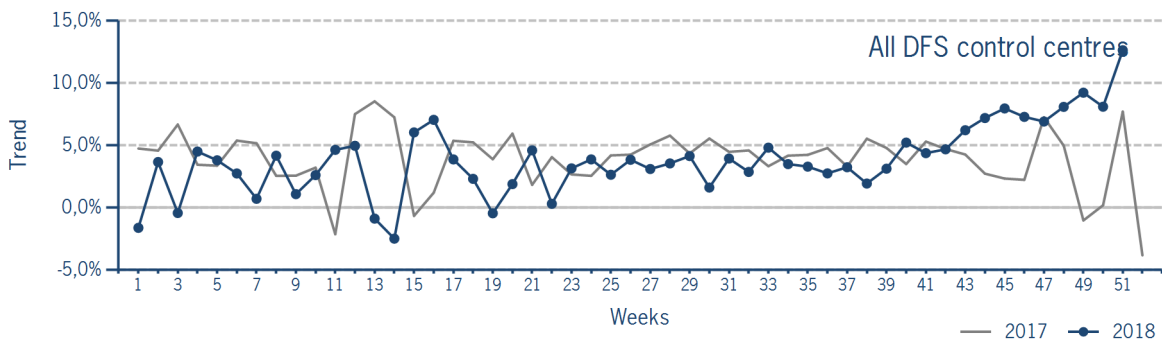
	2018	2017	Trend
Week 51	55.112	48.934	12,6%
Cumulated Weeks	3.074.450	2.962.664	3,8%



Please note: This count covers the traffic in the area build by control sectors of DFS control centres, including civil and military traffic. Traffic in Maastricht UAC (Maastricht-Hannover sectors) is not counted.

IFR flights controlled by DFS - trend

Trend in the number of IFR movements (entries, exits, overflights and domestics) in control sectors controlled by DFS.

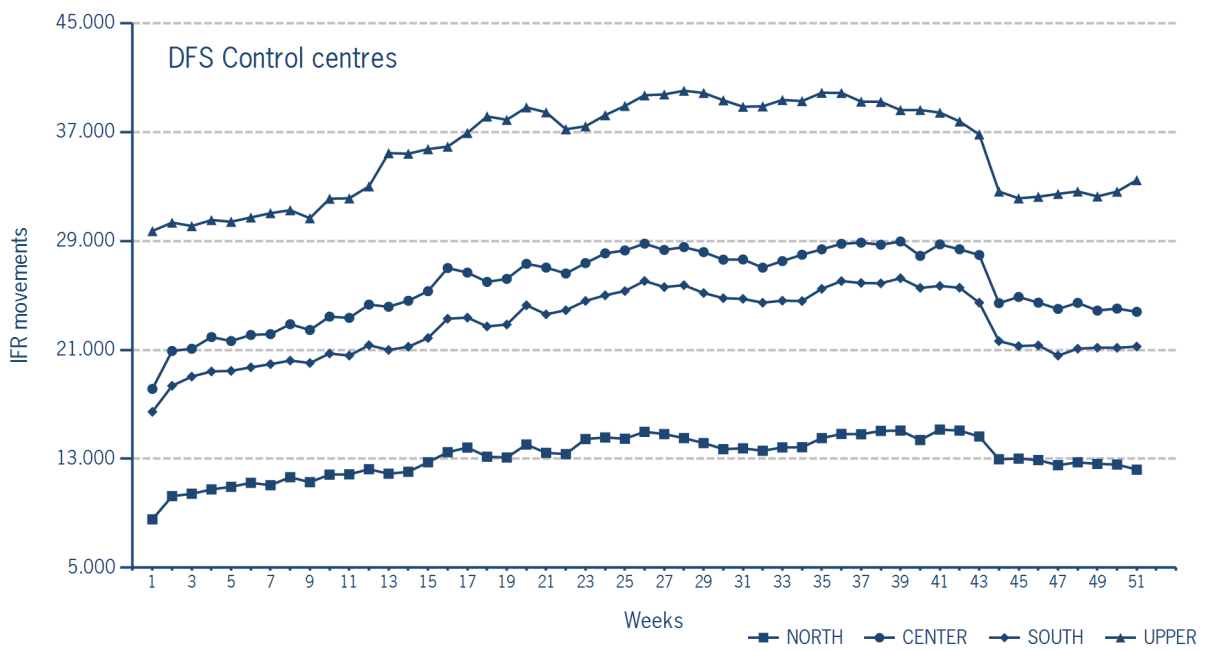


IFR flights controlled by DFS - in detail

IFR movements (entries, exits, overflights and domestics) controlled by DFS at the different control centres.

	NORTH	CENTER	SOUTH	UPPER
Week 51	12.206	23.798	21.247	33.471
Trend	22,8%	15,2%	12,1%	9,7%
Cumulated Weeks	669.050	1.311.691	1.164.654	1.820.782
Trend	2,5%	4,8%	5,4%	0,3%

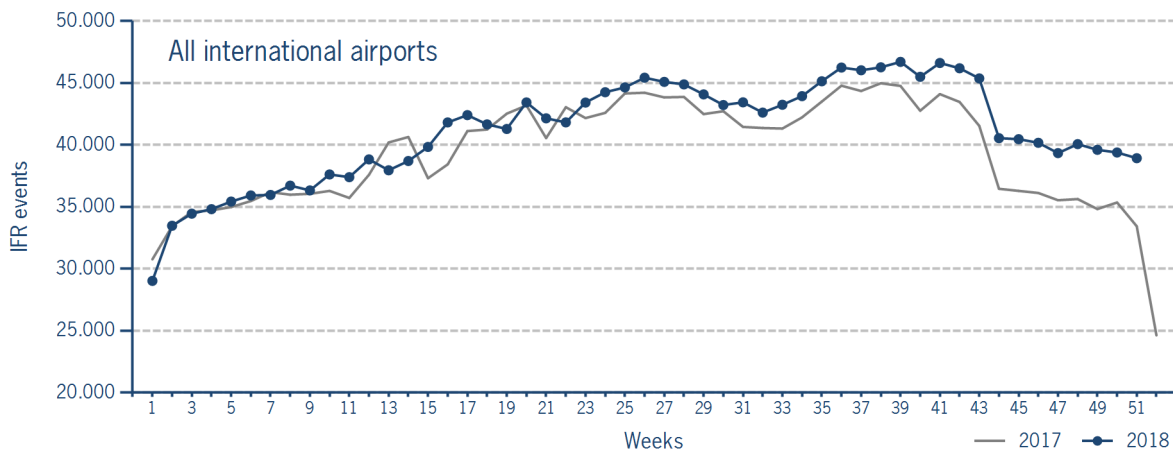
Please note: The trend numbers compare counts of the airspaces in their current configuration to the count of the same airspace in 2017.



IFR flights at international German airports

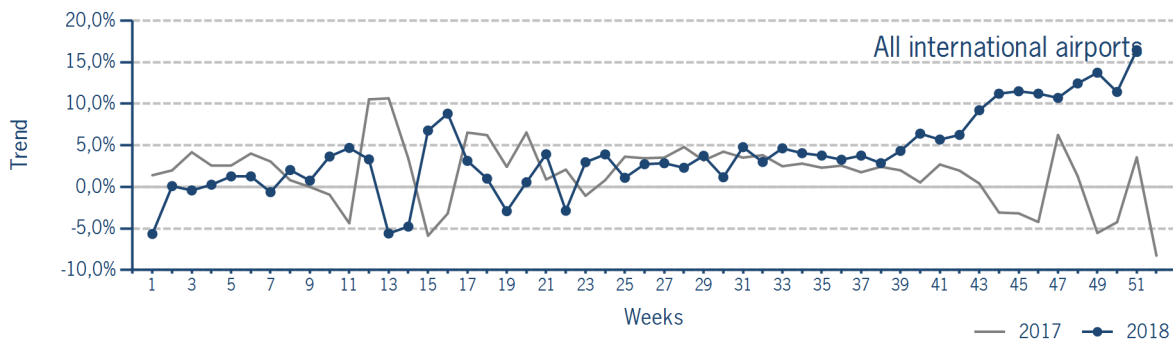
IFR events (take-offs and landings) at the international DFS towers in the Federal Republic of Germany.

	2018	2017	Trend
Week 51	38.927	33.428	16,5%
Cumulated Weeks	2.097.722	2.020.172	3,8%



IFR flights at international German airports - trend

Trend in the number of IFR events (take-offs and landings) at the international DFS towers in the Federal Republic of Germany.



IFR flights at international German airports - airport category

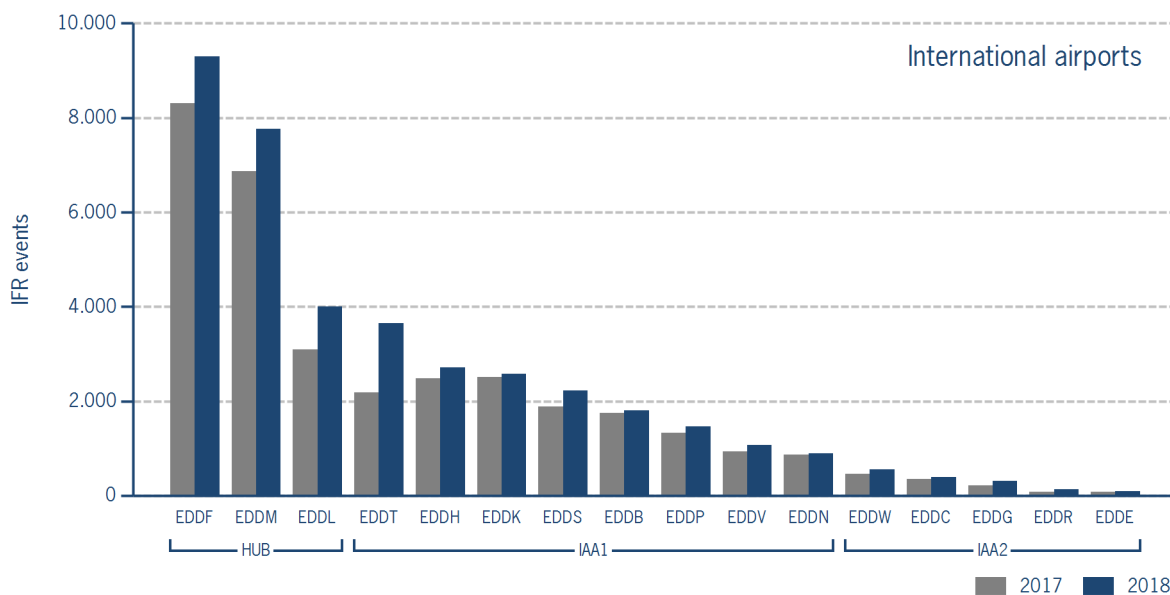
IFR events (take-offs and landings) at the international DFS towers in the Federal Republic of Germany differentiated by Hub Gateways (HUB), International Access Airports 1 (IAA1) and International Access Airports 2 (IAA2).

	HUB	IAA1	IAA2
Week 51	21.057	16.394	1.476
Trend	15,2%	17,3%	24,9%
Cumulated Weeks	1.123.112	888.145	86.465
Trend	3,7%	4,0%	3,8%

IFR flights at international German airports - in detail

IFR events (take-offs and landings) at the different international DFS towers in the Federal Republic of Germany.

		Week 51	Trend	Week 1 - 51	Trend
HUB					
EDDF	Frankfurt/Main	9.299	12,0%	504.289	7,6%
EDDL	Düsseldorf	4.000	29,2%	214.658	-1,6%
EDDM	München	7.758	12,9%	404.165	2,0%
IAA1					
EDDB	Berlin-Schönefeld	1.802	2,7%	99.106	0,9%
EDDH	Hamburg	2.708	9,0%	146.453	-3,5%
EDDK	Köln/Bonn	2.578	2,6%	140.827	2,2%
EDDN	Nürnberg	895	2,8%	53.443	1,9%
EDDP	Leipzig/Halle	1.461	9,4%	73.644	13,3%
EDDS	Stuttgart	2.228	17,8%	126.423	8,7%
EDDT	Berlin-Tegel	3.654	66,8%	183.106	7,1%
EDDV	Hannover	1.068	14,2%	65.143	5,7%
IAA2					
EDDC	Dresden	391	13,0%	21.924	3,6%
EDDE	Erfurt/Weimar	95	20,3%	5.465	0,8%
EDDG	Münster/Osnabrück	312	42,5%	19.175	6,1%
EDDR	Saarbrücken	129	63,3%	9.030	3,7%
EDDW	Bremen	549	19,6%	30.871	3,2%



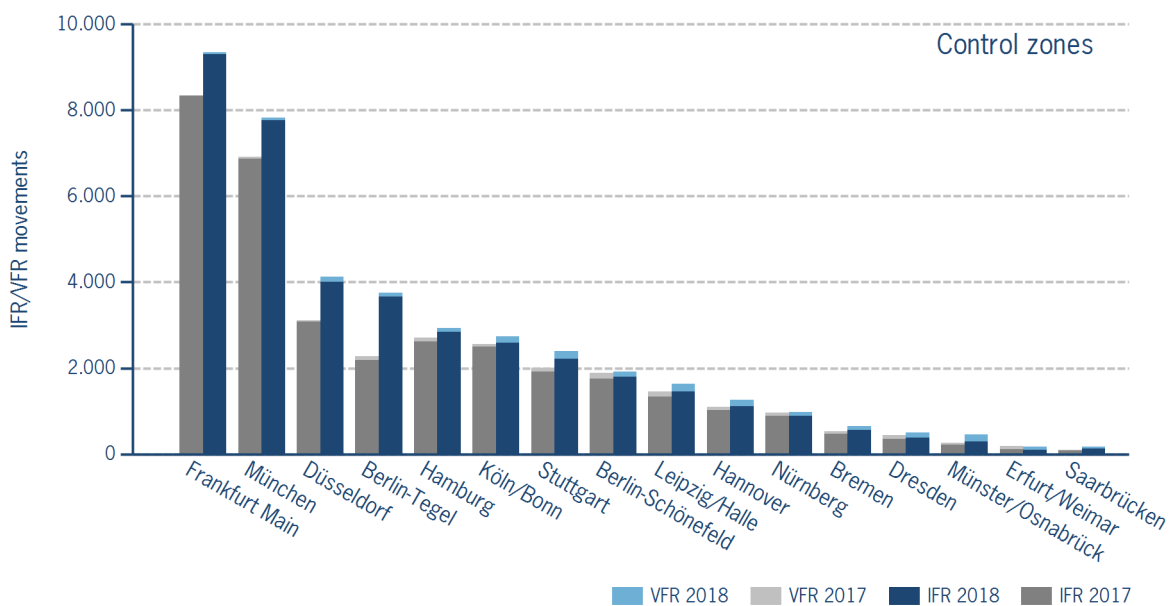
IFR/VFR flights in control zones of DFS towers

IFR/VFR movements (entries, exits, overflights and domestics) at the different control zones of international DFS towers.

	Week 51	Trend	Week 1 - 51	Trend
Berlin-Schönefeld	1.912	0,9%	114.613	2,5%
Berlin-Tegel	3.758	65,5%	192.462	7,3%
Bremen	654	22,2%	44.415	3,8%
Dresden	504	12,5%	36.661	5,7%
Düsseldorf	4.124	32,6%	222.171	-1,5%
Erfurt/Weimar	177	-1,7%	12.594	-2,6%
Frankfurt Main	9.351	11,9%	509.427	7,6%
Hamburg	2.937	8,3%	175.247	-1,6%
Hannover	1.265	15,7%	87.229	8,0%
Köln/Bonn	2.741	7,2%	156.988	1,8%
Leipzig/Halle	1.639	12,4%	87.637	11,1%
München	7.833	13,2%	409.995	2,1%
Münster/Osnabrück	450	71,8%	38.270	8,3%
Nürnberg	985	2,8%	67.718	3,2%
Saarbrücken	170	65,0%	14.536	1,3%
Stuttgart	2.392	18,8%	143.548	7,6%

Additional information:

Münster reported no glider movements for the current week, i.e. 2.434 glider movements for the cumulated year.



IFR flights at regional German airports - in detail

IFR events (take-offs and landings) at the different regional towers in the Federal Republic of Germany with control zone and barely any PPR.

	2018	2017	Trend
Week 51	2.819	2.301	22,5%
Cumulated Weeks	165.980	159.539	4,0%

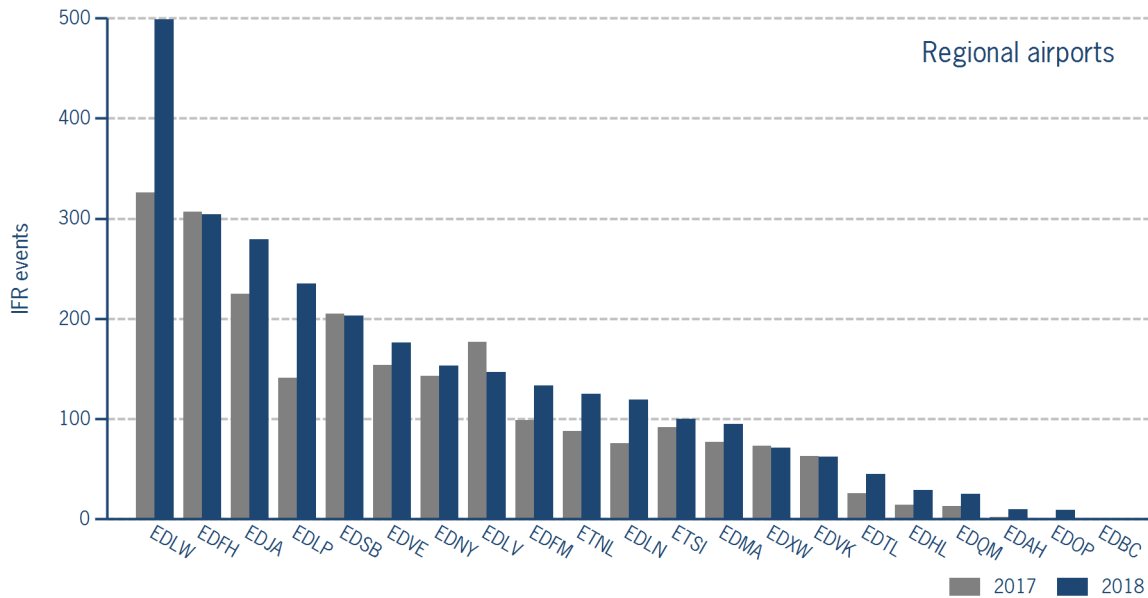
	Week 51	Trend	Week 1 - 51	Trend
EDAH Heringsdorf	10	OLC*	888	6,3%
EDBC Magdeburg/Cochstedt	0	N/A	1	-80,0%
EDFH Frankfurt-Hahn	304	-1,0%	19.205	-5,7%
EDFM Mannheim City	133	34,3%	6.748	4,9%
EDHL Lübeck-Blankensee	29	107,1%	2.729	43,0%
EDJA Memmingen	279	24,0%	13.529	18,0%
EDLN Mönchengladbach	119	56,6%	6.564	10,2%
EDLP Paderborn/Lippstadt	235	66,7%	13.998	10,0%
EDLV Niederrhein	147	-16,9%	11.867	-8,0%
EDLW Dortmund	499	53,1%	22.120	11,0%
EDMA Augsburg	95	23,4%	6.885	-1,6%
EDNY Friedrichshafen	153	7,0%	10.167	3,2%
EDOP Schwerin-Parchim	9	N/A	527	-50,1%
EDQM Hof-Plauen	25	92,3%	1.426	-3,9%
EDSB Karlsruhe/Baden-Baden	203	-1,0%	12.242	-4,9%
EDTL Lahr	45	73,1%	1.502	-2,5%
EDVE Braunschweig-Wolfsburg	176	14,3%	9.730	-0,4%
EDVK Kassel-Calden	62	-1,6%	4.648	7,5%
EDXW Sylt	71	-2,7%	5.974	6,1%
ETNL Laage	125	42,0%	9.748	24,4%
ETSI Ingolstadt/Manching	100	8,7%	5.482	-3,2%

*The value is of limited conclusiveness (OLC).

Please note: The airport Magdeburg-Cochstedt (EDBC) is currently closed.

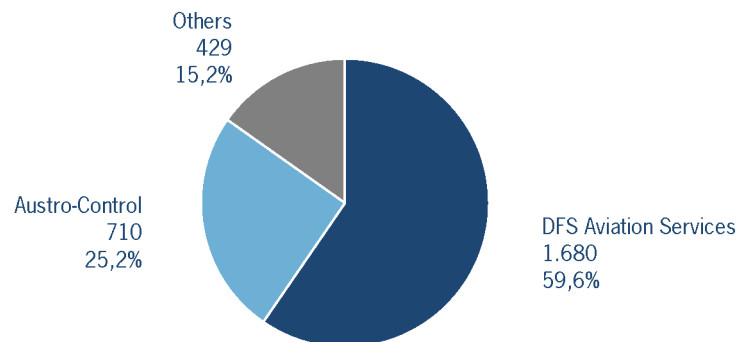
IFR flights at regional German airports - in detail

IFR events (take-offs and landings) at the different regional towers in the Federal Republic of Germany with control zone and barely any PPR.



IFR flights at regional German airports - air traffic service providers

Percentage of IFR events (take-offs and landings) at the regional towers in the Federal Republic of Germany differentiated between DFS Aviation Services, Austro Control and other providers.



- DFS Aviation Services: Dortmund (EDLW), Friedrichshafen (EDNY), Karlsruhe/Baden-Baden (EDSB), Lahr (EDTL), Magdeburg/Cochstedt (EDBC), Memmingen (EDJA), Mönchengladbach (EDLN), Niederrhein (EDLV), Paderborn/Lippstadt (EDLP)
- Austro Control: Augsburg (EDMA), Braunschweig-Wolfsburg (EDVE), Frankfurt-Hahn (EDFH), Heringsdorf (EDAH), Hof-Plauen (EDQM), Kassel-Calden (EDVK), Lübeck-Blankensee (EDHL), Schwerin-Parchim (EDOP)
- Others: Ingolstadt/Manching (ETSI), Laage (ETNL), Mannheim City (EDFM), Sylt (EDXW)

ATFM Arrival Delay

(Data Source: NM statistics, DFS LIZ)

ATFM Arrival Delay with reference to the relevant airport, in minutes per IFR arrival.

ATFM Arrival Delay:

sum of all arrival ATFM delay divided by the sum of all inbound flights for the particular traffic volume

Airports		ATC Delay [min/arrival]	non ATC Delay [min/arrival]	
	All Airports	0,1140	0,4551	
EDDH	Hamburg	1,5185	0,1929	
EDDF	Frankfurt/Main	0	1,5679	
EDDK	Köln/Bonn	0	0,6392	
EDDW	Bremen	0,6347	0	
EDDL	Düsseldorf	0	0,2396	

Please note: The ATFM delay data are provided by NM statistics. Due to internal distribution of the ATFM delay, data are modified by CC/FC and TWR/M. The inbound flight information is based on LIZ statistics.

All Airports means all international German airports: Berlin-Schönefeld (EDDB), Berlin-Tegel (EDDT), Bremen (EDDW), Dresden (EDDC), Düsseldorf (EDDL), Erfurt/Weimar (EDDE), Frankfurt/Main (EDDF), Hamburg (EDDH), Hannover (EDDV), Köln/Bonn (EDDK), Leipzig/Halle (EDDP), München (EDDM), Münster/Osnabrück (EDDG), Nürnberg (EDDN), Saarbrücken (EDDR), Stuttgart (EDDS)