



LIZ Bulletin

DFS Situation and Information Centre

Week 50

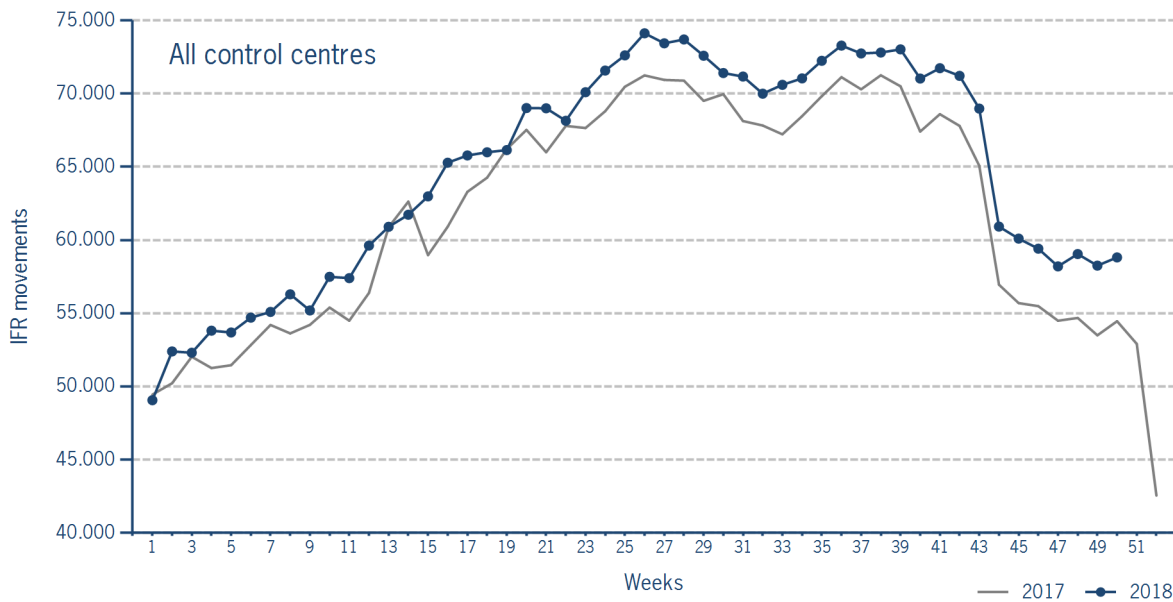
10 DEC 2018 - 16 DEC 2018

Version 19.12.2018

IFR flights in the Federal Republic of Germany

IFR movements (entries, exits, overflights and domestics) in all control sectors with a German designator.

	2018	2017	Trend
Week 50	58.814	54.452	8,0%
Cumulated Weeks	3.236.315	3.112.279	4,0%

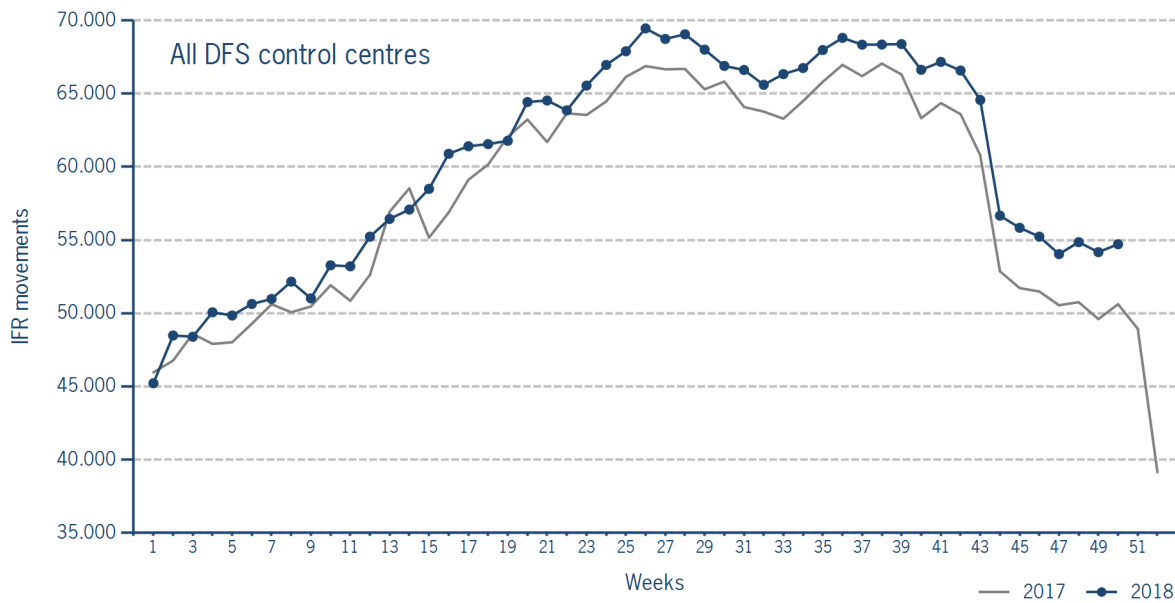


Please note: This count covers the traffic in the area build by all control sectors with a German designator („ED“), regardless of the service provider, including civil and military traffic in sectors controlled by DFS and Maastricht UAC (Maastricht-Hannover sectors). The area counted is composed of modular control sectors designed for ATC purposes with partly cross border structures and is therefore not identical to the political border of the Federal Republic of Germany or the national Flight Information Region (FIR).

IFR flights controlled by DFS

IFR movements (entries, exits, overflights and domestics) in control sectors controlled by DFS.

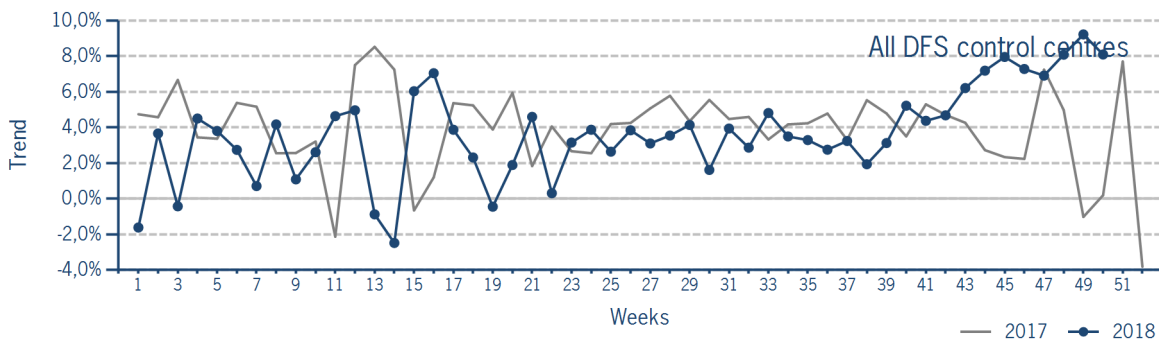
	2018	2017	Trend
Week 50	54.715	50.615	8,1%
Cumulated Weeks	3.019.338	2.913.730	3,6%



Please note: This count covers the traffic in the area build by control sectors of DFS control centres, including civil and military traffic. Traffic in Maastricht UAC (Maastricht-Hannover sectors) is not counted.

IFR flights controlled by DFS - trend

Trend in the number of IFR movements (entries, exits, overflights and domestics) in control sectors controlled by DFS.

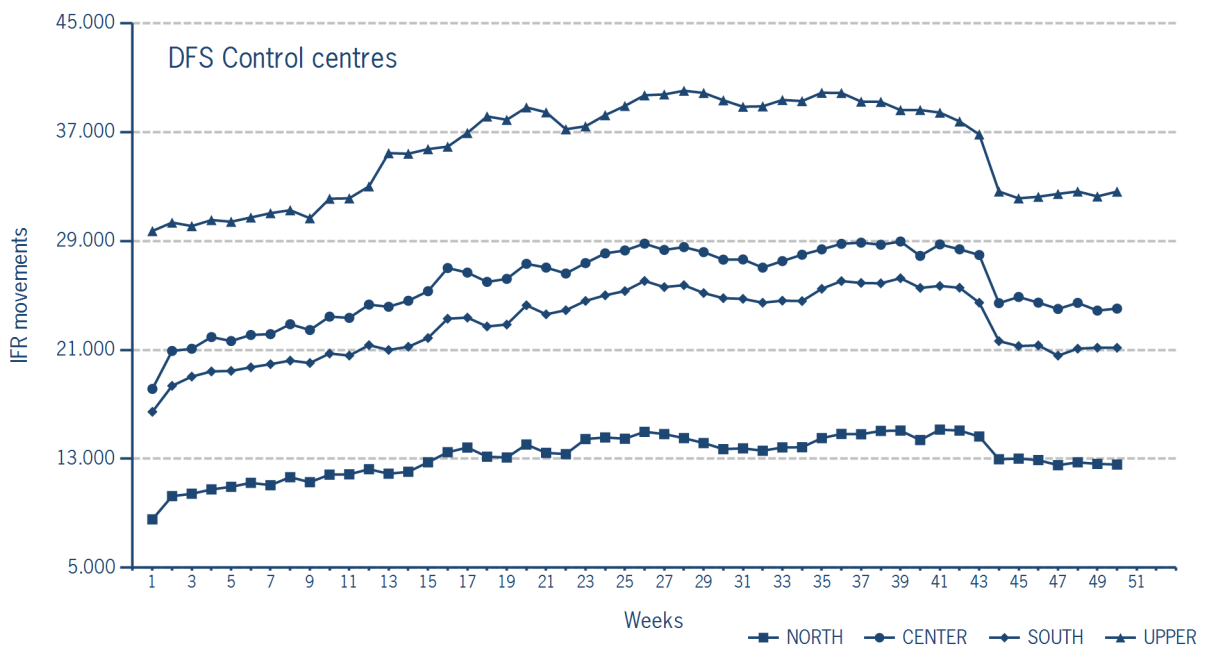


IFR flights controlled by DFS - in detail

IFR movements (entries, exits, overflights and domestics) controlled by DFS at the different control centres.

	NORTH	CENTER	SOUTH	UPPER
Week 50	12.582	24.035	21.156	32.629
Trend	15,5%	9,6%	7,8%	5,9%
Cumulated Weeks	656.844	1.287.893	1.143.407	1.787.311
Trend	2,2%	4,7%	5,3%	0,1%

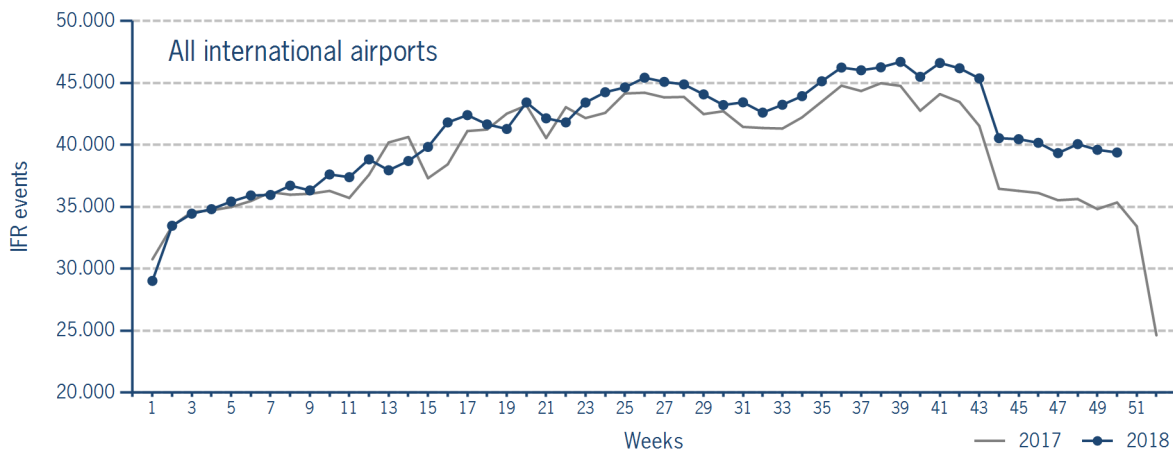
Please note: The trend numbers compare counts of the airspaces in their current configuration to the count of the same airspace in 2017.



IFR flights at international German airports

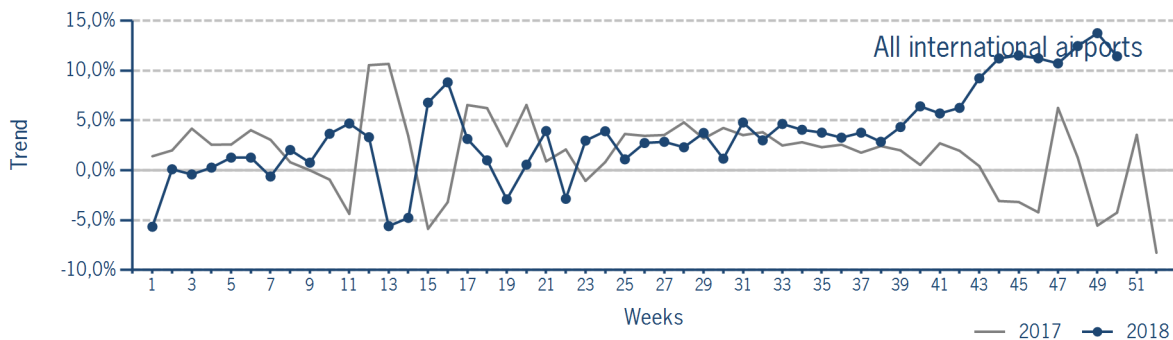
IFR events (take-offs and landings) at the international DFS towers in the Federal Republic of Germany.

	2018	2017	Trend
Week 50	39.386	35.348	11,4%
Cumulated Weeks	2.058.795	1.986.744	3,6%



IFR flights at international German airports - trend

Trend in the number of IFR events (take-offs and landings) at the international DFS towers in the Federal Republic of Germany.



IFR flights at international German airports - airport category

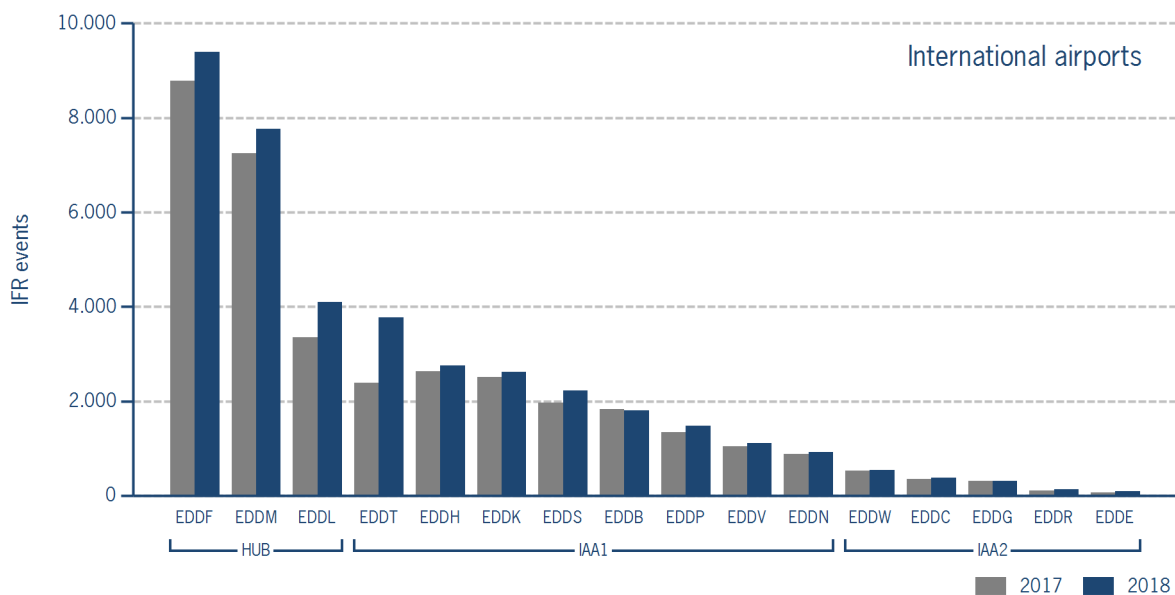
IFR events (take-offs and landings) at the international DFS towers in the Federal Republic of Germany differentiated by Hub Gateways (HUB), International Access Airports 1 (IAA1) and International Access Airports 2 (IAA2).

	HUB	IAA1	IAA2
Week 50	21.255	16.677	1.454
Trend	9,6%	14,3%	6,5%
Cumulated Weeks	1.102.055	871.751	84.989
Trend	3,5%	3,8%	3,5%

IFR flights at international German airports - in detail

IFR events (take-offs and landings) at the different international DFS towers in the Federal Republic of Germany.

		Week 50	Trend	Week 1 - 50	Trend
HUB					
EDDF	Frankfurt/Main	9.397	6,9%	494.990	7,6%
EDDL	Düsseldorf	4.095	22,3%	210.658	-2,0%
EDDM	München	7.763	7,0%	396.407	1,8%
IAA1					
EDDB	Berlin-Schönefeld	1.802	-1,9%	97.304	0,9%
EDDH	Hamburg	2.755	4,8%	143.745	-3,7%
EDDK	Köln/Bonn	2.612	3,9%	138.249	2,2%
EDDN	Nürnberg	922	5,0%	52.548	1,9%
EDDP	Leipzig/Halle	1.480	10,2%	72.183	13,4%
EDDS	Stuttgart	2.221	12,6%	124.195	8,5%
EDDT	Berlin-Tegel	3.774	58,3%	179.452	6,3%
EDDV	Hannover	1.111	7,0%	64.075	5,6%
IAA2					
EDDC	Dresden	383	9,1%	21.533	3,4%
EDDE	Erfurt/Weimar	87	22,5%	5.370	0,5%
EDDG	Münster/Osnabrück	307	-2,8%	18.863	5,6%
EDDR	Saarbrücken	140	35,9%	8.901	3,1%
EDDW	Bremen	537	2,5%	30.322	2,9%



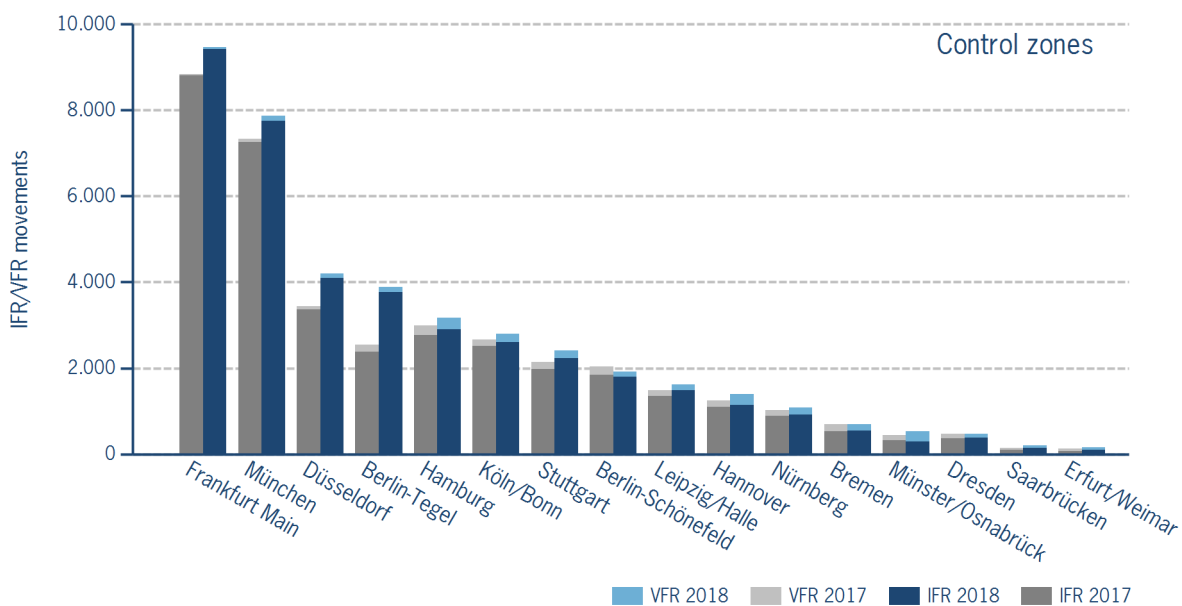
IFR/VFR flights in control zones of DFS towers

IFR/VFR movements (entries, exits, overflights and domestics) at the different control zones of international DFS towers.

	Week 50	Trend	Week 1 - 50	Trend
Berlin-Schönefeld	1.924	-5,9%	112.701	2,5%
Berlin-Tegel	3.889	53,0%	188.704	6,5%
Bremen	702	0,9%	43.761	3,6%
Dresden	475	0,8%	36.157	5,6%
Düsseldorf	4.203	22,3%	218.047	-2,0%
Erfurt/Weimar	155	19,2%	12.417	-2,6%
Frankfurt Main	9.465	7,0%	500.076	7,5%
Hamburg	3.175	6,3%	172.310	-1,8%
Hannover	1.400	12,2%	85.964	7,9%
Köln/Bonn	2.797	4,9%	154.247	1,7%
Leipzig/Halle	1.624	9,7%	85.998	11,1%
München	7.864	7,3%	402.162	1,9%
Münster/Osnabrück	536	19,9%	37.820	7,8%
Nürnberg	1.089	6,5%	66.733	3,2%
Saarbrücken	209	41,2%	14.366	0,8%
Stuttgart	2.407	12,5%	141.156	7,4%

Additional information:

Münster reported no glider movements for the current week, i.e. 2.434 glider movements for the cumulated year.



IFR flights at regional German airports - in detail

IFR events (take-offs and landings) at the different regional towers in the Federal Republic of Germany with control zone and barely any PPR.

	2018	2017	Trend
Week 50	2.913	2.732	6,6%
Cumulated Weeks	163.161	157.238	3,8%

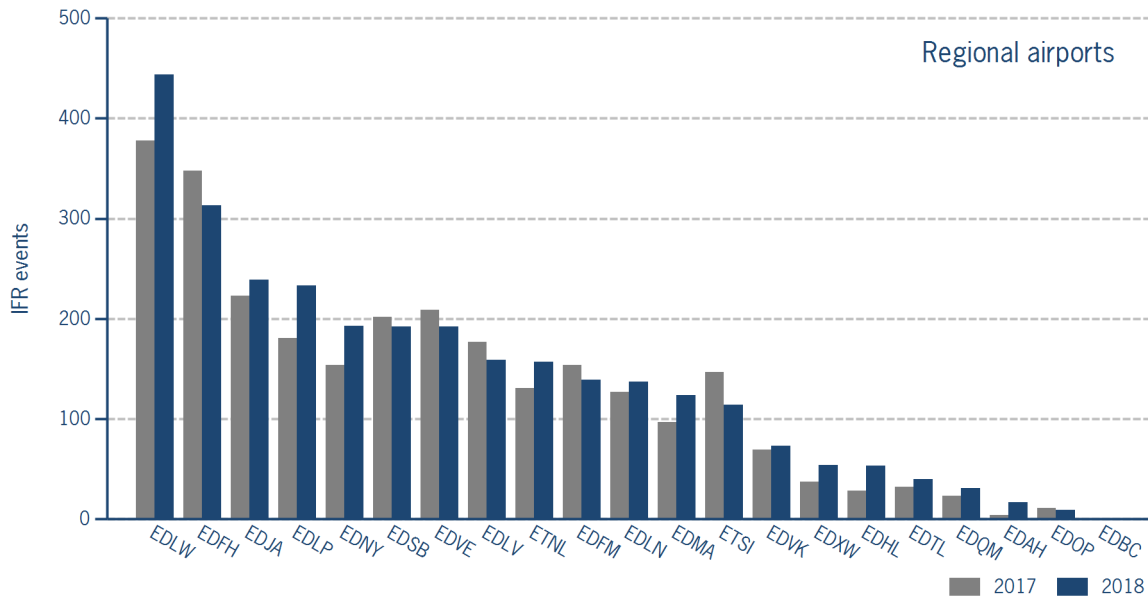
	Week 50	Trend	Week 1 - 50	Trend
EDAH Heringsdorf	17	OLC*	878	5,4%
EDBC Magdeburg/Cochstedt	0	N/A	1	-80,0%
EDFH Frankfurt-Hahn	313	-10,1%	18.901	-5,8%
EDFM Mannheim City	139	-9,7%	6.615	4,5%
EDHL Lübeck-Blankensee	53	89,3%	2.700	42,6%
EDJA Memmingen	239	7,2%	13.250	17,9%
EDLN Mönchengladbach	137	7,9%	6.445	9,6%
EDLP Paderborn/Lippstadt	233	28,7%	13.763	9,4%
EDLV Niederrhein	159	-10,2%	11.720	-7,9%
EDLW Dortmund	444	17,5%	21.621	10,3%
EDMA Augsburg	124	27,8%	6.790	-1,9%
EDNY Friedrichshafen	193	25,3%	10.014	3,2%
EDOP Schwerin-Parchim	9	-18,2%	518	-50,9%
EDQM Hof-Plauen	31	34,8%	1.401	-4,8%
EDSB Karlsruhe/Baden-Baden	192	-5,0%	12.039	-4,9%
EDTL Lahr	40	25,0%	1.457	-3,8%
EDVE Braunschweig-Wolfsburg	192	-8,1%	9.554	-0,6%
EDVK Kassel-Calden	73	5,8%	4.586	7,7%
EDXW Sylt	54	45,9%	5.903	6,2%
ETNL Laage	157	19,8%	9.623	24,2%
ETSI Ingolstadt/Manching	114	-22,4%	5.382	-3,4%

*The value is of limited conclusiveness (OLC).

Please note: The airport Magdeburg-Cochstedt (EDBC) is currently closed.

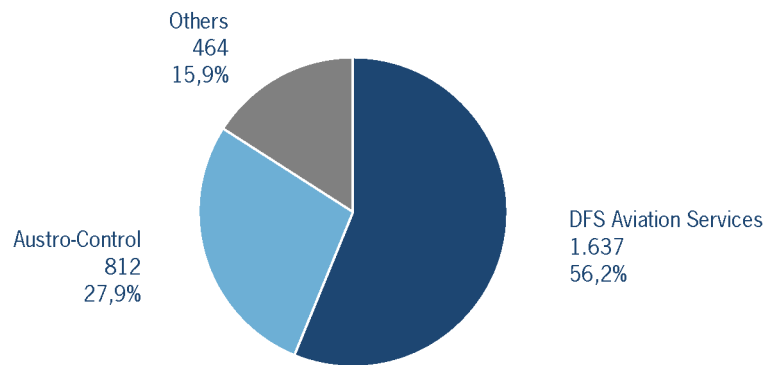
IFR flights at regional German airports - in detail

IFR events (take-offs and landings) at the different regional towers in the Federal Republic of Germany with control zone and barely any PPR.



IFR flights at regional German airports - air traffic service providers

Percentage of IFR events (take-offs and landings) at the regional towers in the Federal Republic of Germany differentiated between DFS Aviation Services, Austro Control and other providers.



- DFS Aviation Services: Dortmund (EDLW), Friedrichshafen (EDNY), Karlsruhe/Baden-Baden (EDSB), Lahr (EDTL), Magdeburg/Cochstedt (EDBC), Memmingen (EDJA), Mönchengladbach (EDLN), Niederrhein (EDLV), Paderborn/Lippstadt (EDLP)
- Austro Control: Augsburg (EDMA), Braunschweig-Wolfsburg (EDVE), Frankfurt-Hahn (EDFH), Heringsdorf (EDAH), Hof-Plauen (EDQM), Kassel-Calden (EDVK), Lübeck-Blankensee (EDHL), Schwerin-Parchim (EDOP)
- Others: Ingolstadt/Manching (ETSI), Laage (ETNL), Mannheim City (EDFM), Sylt (EDXW)

ATFM Arrival Delay

(Data Source: NM statistics, DFS LIZ)

ATFM Arrival Delay with reference to the relevant airport, in minutes per IFR arrival.

ATFM Arrival Delay:
sum of all arrival ATFM delay divided by the sum of all inbound flights for the particular traffic volume

Airports		ATC Delay [min/arrival]	non ATC Delay [min/arrival]	
	All Airports	0,0681	0,2185	
EDDW	Bremen	2,0781	0	
EDDF	Frankfurt/Main	0,0954	0,6429	
EDDP	Leipzig/Halle	0	0,4452	
EDDH	Hamburg	0,2419	0	
EDDK	Köln/Bonn	0	0,1705	
EDDS	Stuttgart	0	0,1571	
EDDM	München	0	0,1060	
EDDL	Düsseldorf	0	0,0722	

Please note: The ATFM delay data are provided by NM statistics. Due to internal distribution of the ATFM delay, data are modified by CC/FC and TWR/M. The inbound flight information is based on LIZ statistics.

All Airports means all international German airports: Berlin-Schönefeld (EDDB), Berlin-Tegel (EDDT), Bremen (EDDW), Dresden (EDDC), Düsseldorf (EDDL), Erfurt/Weimar (EDDE), Frankfurt/Main (EDDF), Hamburg (EDDH), Hannover (EDDV), Köln/Bonn (EDDK), Leipzig/Halle (EDDP), München (EDDM), Münster/Osnabrück (EDDG), Nürnberg (EDDN), Saarbrücken (EDDR), Stuttgart (EDDS)