



LIZ Bulletin

DFS Situation and Information Centre

Week 49

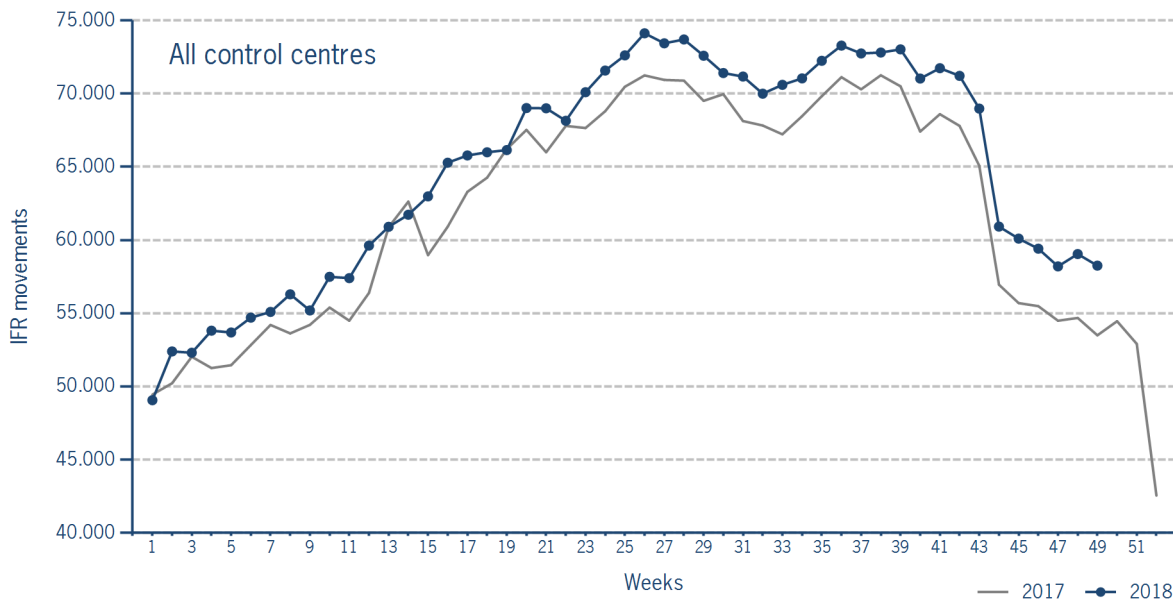
3 DEC 2018 - 9 DEC 2018

Version 13.12.2018

IFR flights in the Federal Republic of Germany

IFR movements (entries, exits, overflights and domestics) in all control sectors with a German designator.

	2018	2017	Trend
Week 49	58.251	53.490	8,9%
Cumulated Weeks	3.177.501	3.057.827	3,9%

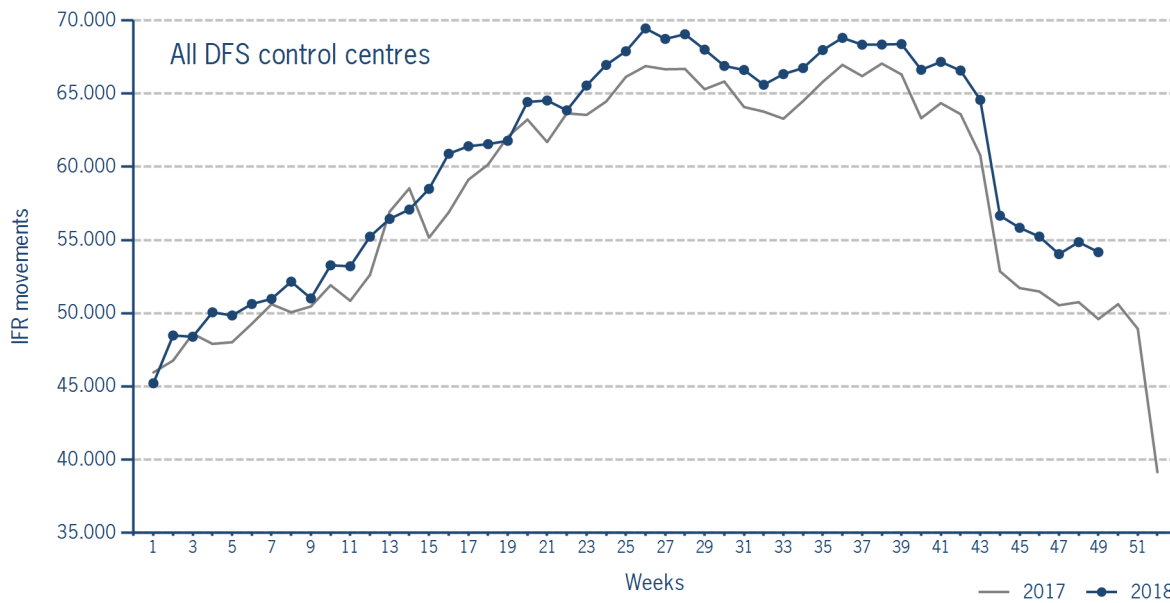


Please note: This count covers the traffic in the area build by all control sectors with a German designator („ED“), regardless of the service provider, including civil and military traffic in sectors controlled by DFS and Maastricht UAC (Maastricht-Hannover sectors). The area counted is composed of modular control sectors designed for ATC purposes with partly cross border structures and is therefore not identical to the political border of the Federal Republic of Germany or the national Flight Information Region (FIR).

IFR flights controlled by DFS

IFR movements (entries, exits, overflights and domestics) in control sectors controlled by DFS.

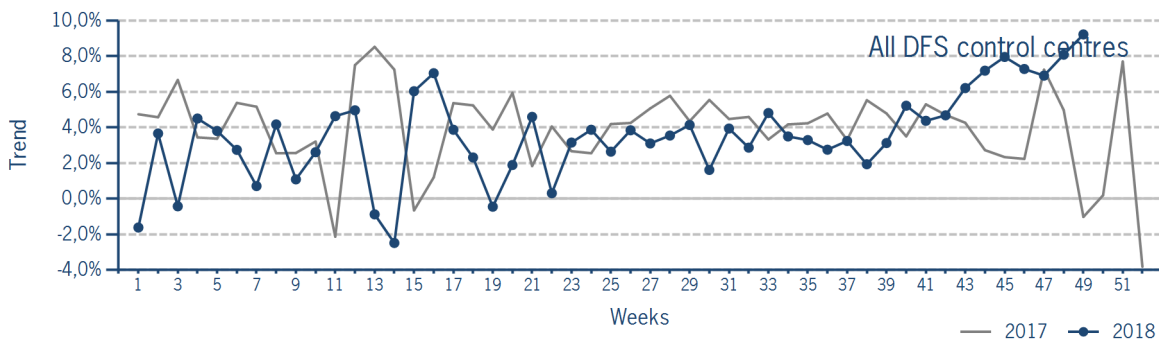
	2018	2017	Trend
Week 49	54.173	49.598	9,2%
Cumulated Weeks	2.964.623	2.863.115	3,5%



Please note: This count covers the traffic in the area build by control sectors of DFS control centres, including civil and military traffic. Traffic in Maastricht UAC (Maastricht-Hannover sectors) is not counted.

IFR flights controlled by DFS - trend

Trend in the number of IFR movements (entries, exits, overflights and domestics) in control sectors controlled by DFS.

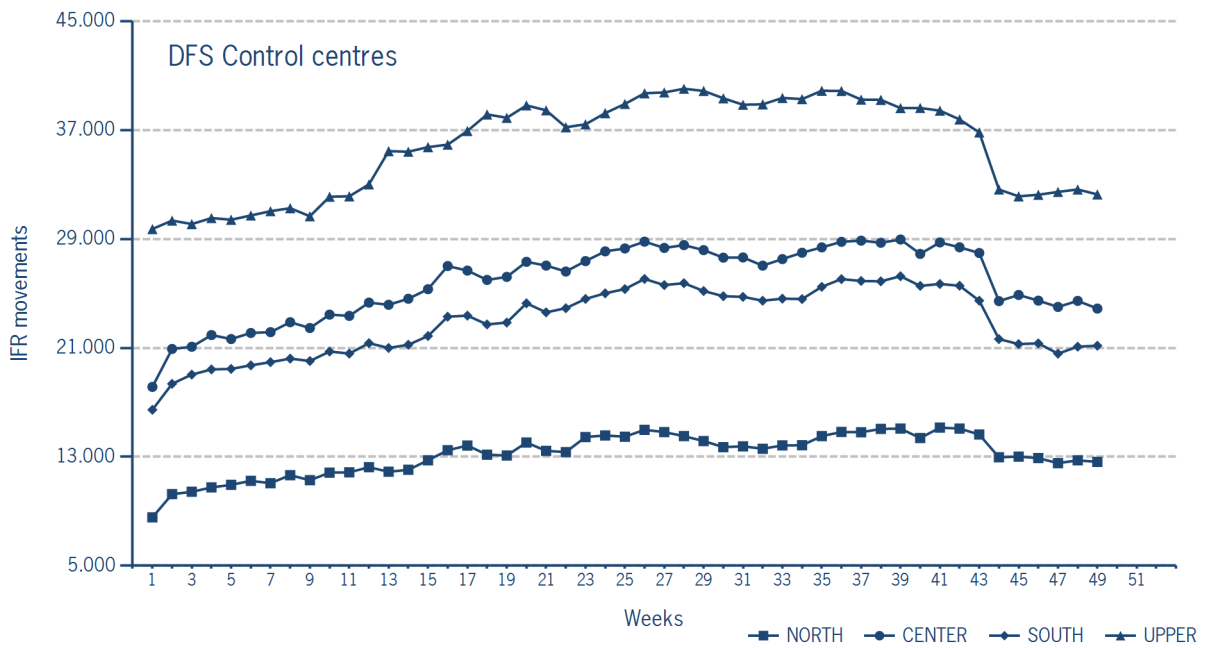


IFR flights controlled by DFS - in detail

IFR movements (entries, exits, overflights and domestics) controlled by DFS at the different control centres.

	NORTH	CENTER	SOUTH	UPPER
Week 49	12.630	23.889	21.162	32.275
Trend	16,5%	11,3%	9,2%	7,1%
Cumulated Weeks	644.262	1.263.858	1.122.251	1.754.682
Trend	2,0%	4,6%	5,2%	0,0%

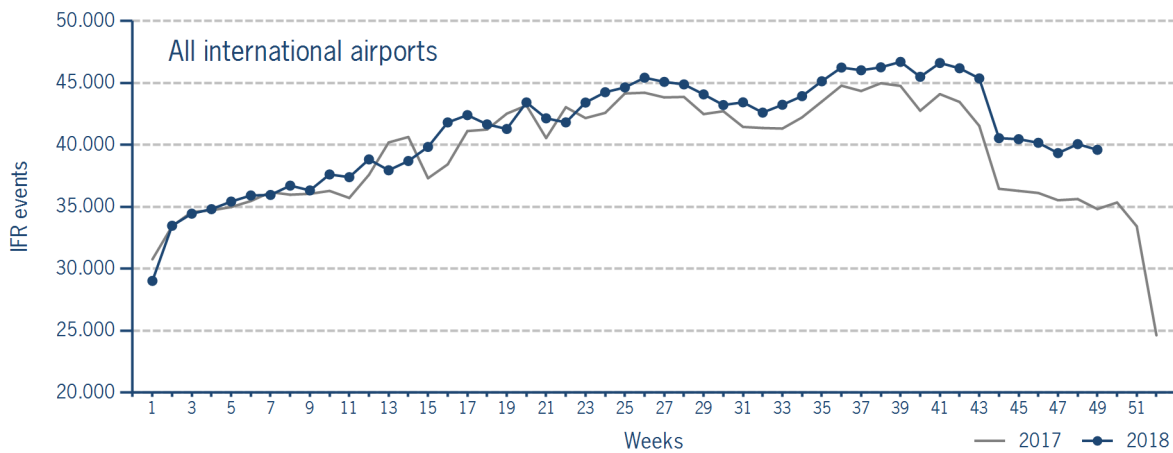
Please note: The trend numbers compare counts of the airspaces in their current configuration to the count of the same airspace in 2017.



IFR flights at international German airports

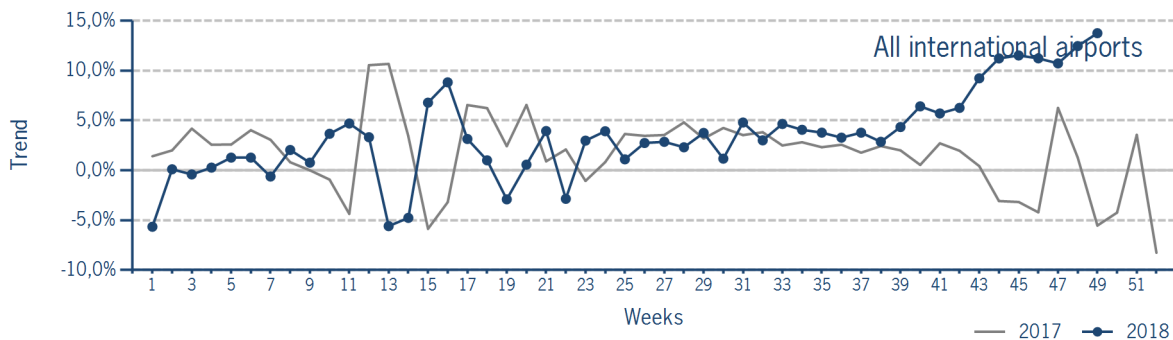
IFR events (take-offs and landings) at the international DFS towers in the Federal Republic of Germany.

	2018	2017	Trend
Week 49	39.603	34.819	13,7%
Cumulated Weeks	2.019.409	1.951.396	3,5%



IFR flights at international German airports - trend

Trend in the number of IFR events (take-offs and landings) at the international DFS towers in the Federal Republic of Germany.



IFR flights at international German airports - airport category

IFR events (take-offs and landings) at the international DFS towers in the Federal Republic of Germany differentiated by Hub Gateways (HUB), International Access Airports 1 (IAA1) and International Access Airports 2 (IAA2).

	HUB	IAA1	IAA2
Week 49	21.432	16.710	1.461
Trend	13,8%	14,1%	8,5%
Cumulated Weeks	1.080.800	855.074	83.535
Trend	3,4%	3,6%	3,4%

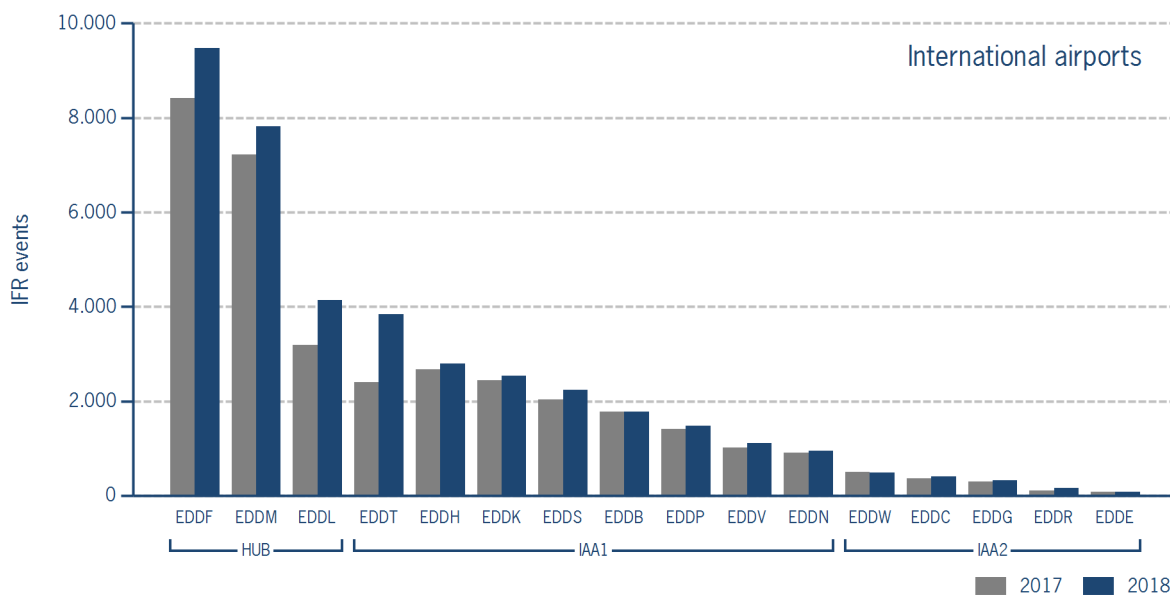
IFR flights at international German airports - in detail

IFR events (take-offs and landings) at the different international DFS towers in the Federal Republic of Germany.

		Week 49	Trend	Week 1 - 49	Trend
HUB					
EDDF	Frankfurt/Main	9.479	12,6%	485.593	7,6%
EDDL	Düsseldorf	4.134	29,9%	206.563	-2,4%
EDDM	München	7.819	8,3%	388.644	1,7%

		Week 49	Trend	Week 1 - 49	Trend
IAA1					
EDDB	Berlin-Schönefeld	1.781	0,2%	95.502	1,0%
EDDH	Hamburg	2.792	4,5%	140.990	-3,8%
EDDK	Köln/Bonn	2.530	3,4%	135.637	2,2%
EDDN	Nürnberg	944	4,1%	51.626	1,8%
EDDP	Leipzig/Halle	1.480	5,4%	70.703	13,5%
EDDS	Stuttgart	2.234	10,1%	121.974	8,4%
EDDT	Berlin-Tegel	3.838	60,3%	175.678	5,6%
EDDV	Hannover	1.111	9,5%	62.964	5,6%

		Week 49	Trend	Week 1 - 49	Trend
IAA2					
EDDC	Dresden	400	10,2%	21.150	3,3%
EDDE	Erfurt/Weimar	83	12,2%	5.283	0,2%
EDDG	Münster/Osnabrück	328	8,6%	18.556	5,8%
EDDR	Saarbrücken	158	49,1%	8.761	2,7%
EDDW	Bremen	492	-1,8%	29.785	2,9%



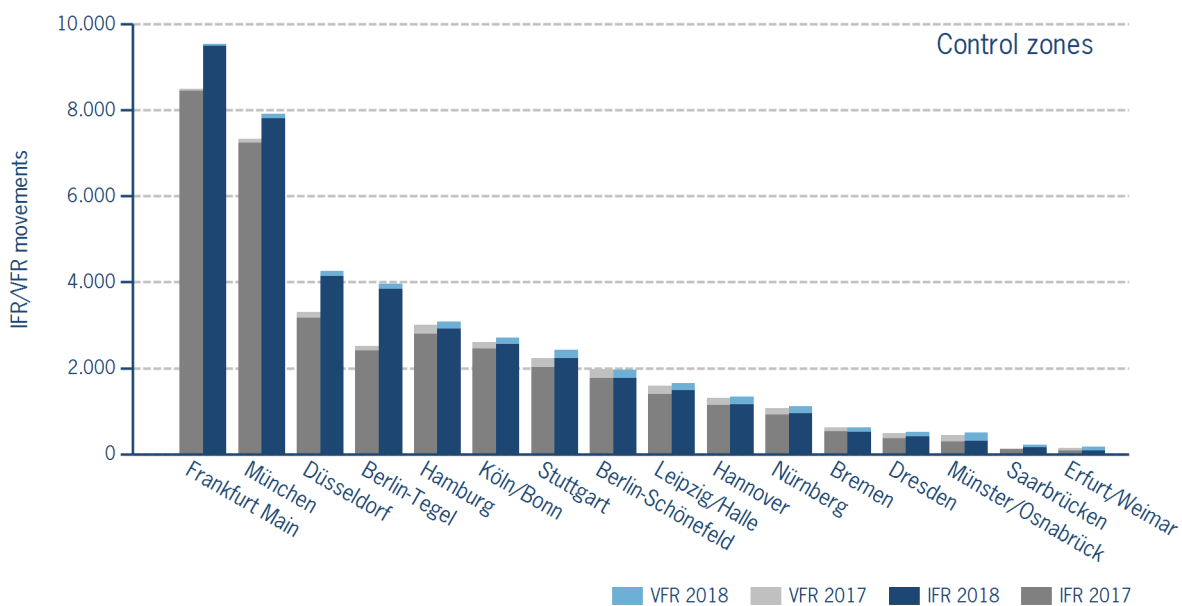
IFR/VFR flights in control zones of DFS towers

IFR/VFR movements (entries, exits, overflights and domestics) at the different control zones of international DFS towers.

	Week 49	Trend	Week 1 - 49	Trend
Berlin-Schönefeld	1.961	-1,0%	110.777	2,6%
Berlin-Tegel	3.966	57,9%	184.815	5,9%
Bremen	619	0,2%	43.059	3,6%
Dresden	511	4,3%	35.682	5,7%
Düsseldorf	4.268	29,3%	213.844	-2,3%
Erfurt/Weimar	174	26,1%	12.262	-2,8%
Frankfurt Main	9.540	12,2%	490.611	7,5%
Hamburg	3.075	2,2%	169.135	-1,9%
Hannover	1.338	2,6%	84.564	7,8%
Köln/Bonn	2.712	4,4%	151.450	1,7%
Leipzig/Halle	1.654	3,6%	84.374	11,2%
München	7.914	7,9%	394.298	1,8%
Münster/Osnabrück	498	11,4%	37.284	7,6%
Nürnberg	1.111	3,3%	65.644	3,1%
Saarbrücken	222	73,4%	14.157	0,4%
Stuttgart	2.422	8,6%	138.749	7,3%

Additional information:

Münster reported no glider movements for the current week, i.e. 2.434 glider movements for the cumulated year.



IFR flights at regional German airports - in detail

IFR events (take-offs and landings) at the different regional towers in the Federal Republic of Germany with control zone and barely any PPR.

	2018	2017	Trend
Week 49	2.814	2.757	2,1%
Cumulated Weeks	160.248	154.506	3,7%

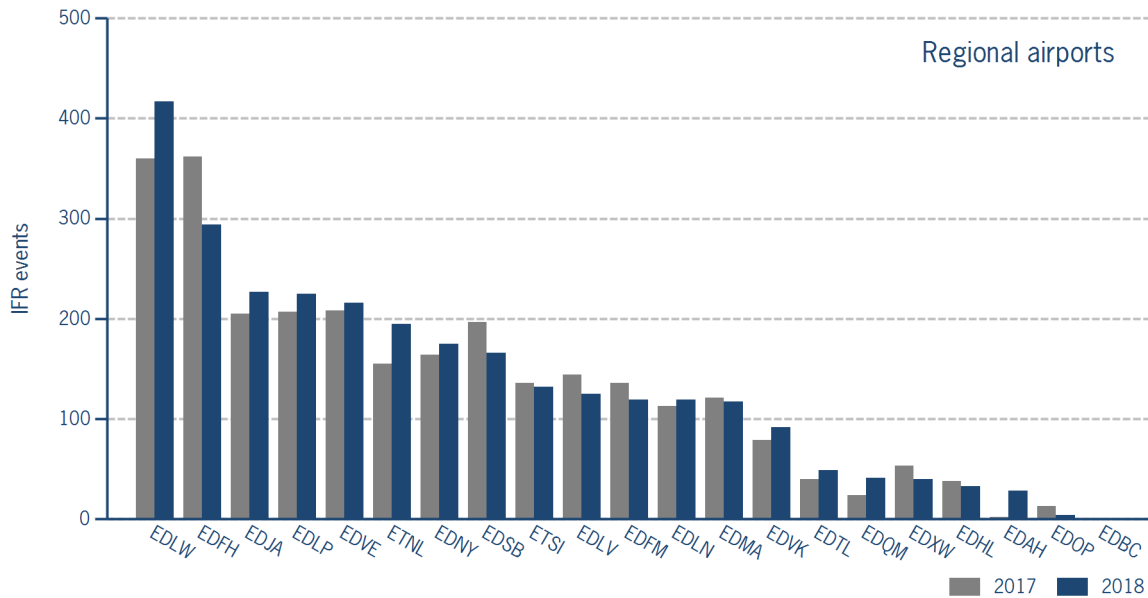
	Week 49	Trend	Week 1 - 49	Trend
EDAH Heringsdorf	28	OLC*	861	3,9%
EDBC Magdeburg/Cochstedt	0	N/A	1	-80,0%
EDFH Frankfurt-Hahn	294	-18,8%	18.588	-5,7%
EDFM Mannheim City	119	-12,5%	6.476	4,8%
EDHL Lübeck-Blankensee	33	-13,2%	2.647	41,9%
EDJA Memmingen	227	10,7%	13.011	18,1%
EDLN Mönchengladbach	119	5,3%	6.308	9,7%
EDLP Paderborn/Lippstadt	225	8,7%	13.530	9,1%
EDLV Niederrhein	125	-13,2%	11.561	-7,8%
EDLW Dortmund	417	15,8%	21.177	10,1%
EDMA Augsburg	117	-3,3%	6.666	-2,3%
EDNY Friedrichshafen	175	6,7%	9.821	2,8%
EDOP Schwerin-Parchim	4	-69,2%	509	-51,3%
EDQM Hof-Plauen	41	70,8%	1.370	-5,4%
EDSB Karlsruhe/Baden-Baden	166	-15,7%	11.847	-4,9%
EDTL Lahr	49	22,5%	1.417	-4,4%
EDVE Braunschweig-Wolfsburg	216	3,8%	9.362	-0,5%
EDVK Kassel-Calden	92	16,5%	4.513	7,7%
EDXW Sylt	40	-24,5%	5.849	6,0%
ETNL Laage	195	25,8%	9.466	24,2%
ETSI Ingolstadt/Manching	132	-2,9%	5.268	-2,9%

*The value is of limited conclusiveness (OLC).

Please note: The airport Magdeburg-Cochstedt (EDBC) is currently closed.

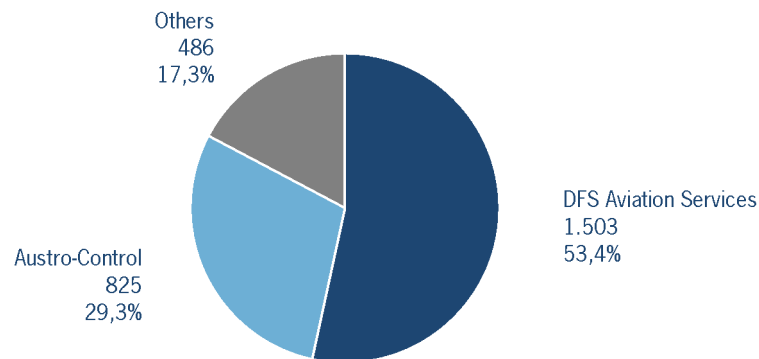
IFR flights at regional German airports - in detail

IFR events (take-offs and landings) at the different regional towers in the Federal Republic of Germany with control zone and barely any PPR.



IFR flights at regional German airports - air traffic service providers

Percentage of IFR events (take-offs and landings) at the regional towers in the Federal Republic of Germany differentiated between DFS Aviation Services, Austro Control and other providers.



- DFS Aviation Services: Dortmund (EDLW), Friedrichshafen (EDNY), Karlsruhe/Baden-Baden (EDSB), Lahr (EDTL), Magdeburg/Cochstedt (EDBC), Memmingen (EDJA), Mönchengladbach (EDLN), Niederrhein (EDLV), Paderborn/Lippstadt (EDLP)
- Austro Control: Augsburg (EDMA), Braunschweig-Wolfsburg (EDVE), Frankfurt-Hahn (EDFH), Heringsdorf (EDAH), Hof-Plauen (EDQM), Kassel-Calden (EDVK), Lübeck-Blankensee (EDHL), Schwerin-Parchim (EDOP)
- Others: Ingolstadt/Manching (ETSI), Laage (ETNL), Mannheim City (EDFM), Sylt (EDXW)

ATFM Arrival Delay

(Data Source: NM statistics, DFS LIZ)

ATFM Arrival Delay with reference to the relevant airport, in minutes per IFR arrival.

ATFM Arrival Delay:
sum of all arrival ATFM delay divided by the sum of all inbound flights for the particular traffic volume

Airports		ATC Delay [min/arrival]	non ATC Delay [min/arrival]	
	All Airports	0,0110	0,1371	
EDDP	Leipzig/Halle	0	0,9326	
EDDF	Frankfurt/Main	0	0,3547	
EDDK	Köln/Bonn	0,1726	0,1465	
EDDL	Düsseldorf	0	0,0756	

Please note: The ATFM delay data are provided by NM statistics. Due to internal distribution of the ATFM delay, data are modified by CC/FC and TWR/M. The inbound flight information is based on LIZ statistics.

All Airports means all international German airports: Berlin-Schönefeld (EDDB), Berlin-Tegel (EDDT), Bremen (EDDW), Dresden (EDDC), Düsseldorf (EDDL), Erfurt/Weimar (EDDE), Frankfurt/Main (EDDF), Hamburg (EDDH), Hannover (EDDV), Köln/Bonn (EDDK), Leipzig/Halle (EDDP), München (EDDM), Münster/Osnabrück (EDDG), Nürnberg (EDDN), Saarbrücken (EDDR), Stuttgart (EDDS)