



LIZ Bulletin

DFS Situation and Information Centre

Week 48

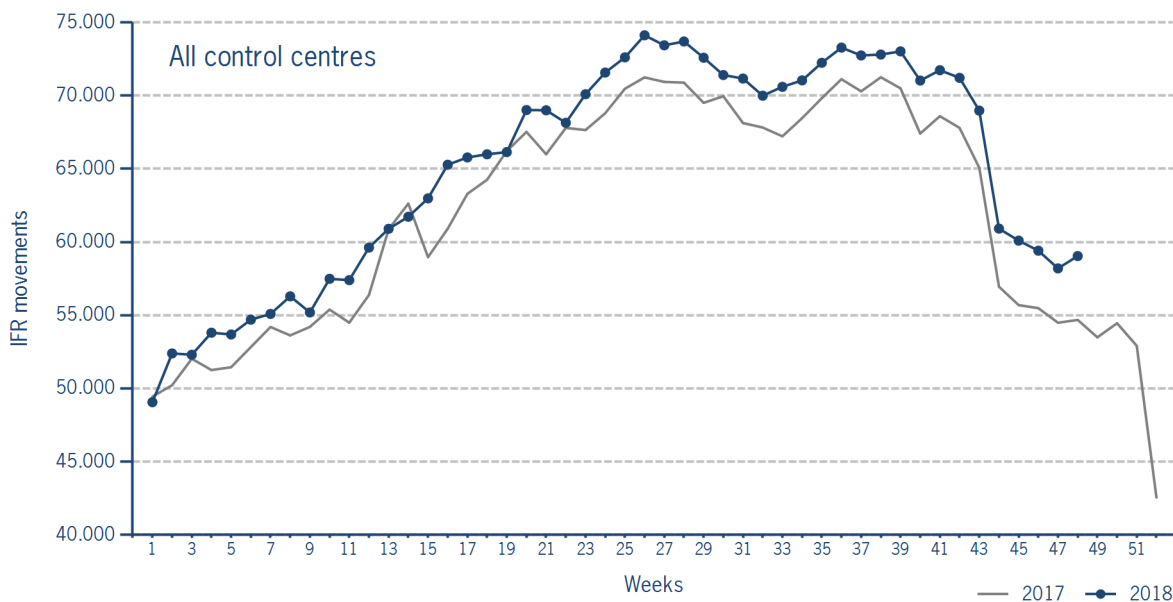
26 NOV 2018 - 2 DEC 2018

Version 06.12.2018

IFR flights in the Federal Republic of Germany

IFR movements (entries, exits, overflights and domestics) in all control sectors with a German designator.

	2018	2017	Trend
Week 48	59.044	54.677	8,0%
Cumulated Weeks	3.119.250	3.004.337	3,8%

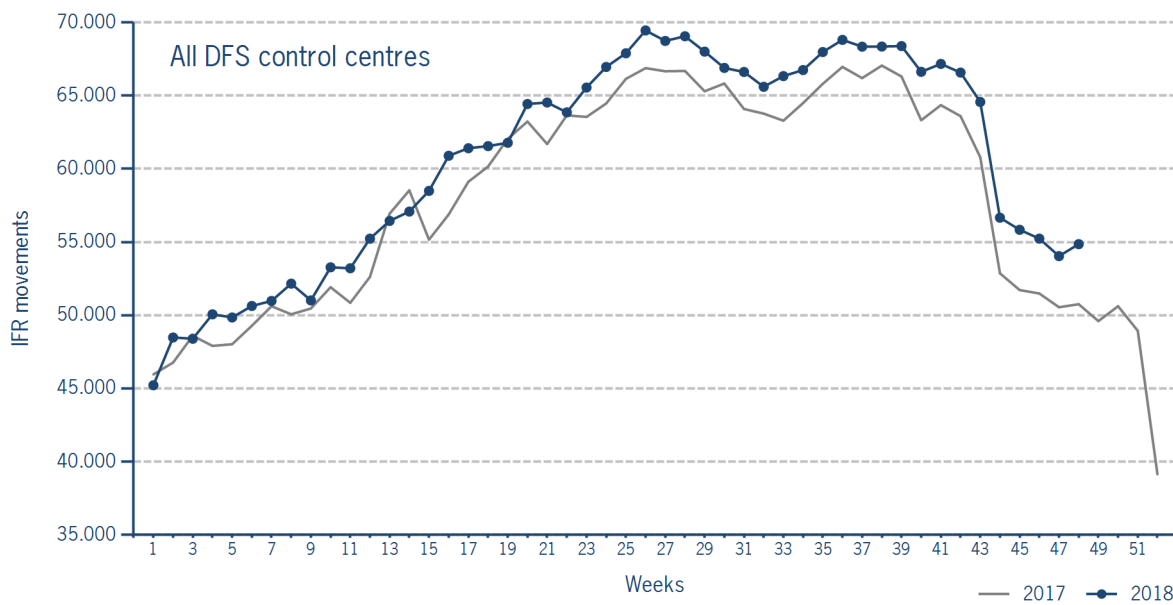


Please note: This count covers the traffic in the area build by all control sectors with a German designator („ED“), regardless of the service provider, including civil and military traffic in sectors controlled by DFS and Maastricht UAC (Maastricht-Hannover sectors). The area counted is composed of modular control sectors designed for ATC purposes with partly cross border structures and is therefore not identical to the political border of the Federal Republic of Germany or the national Flight Information Region (FIR).

IFR flights controlled by DFS

IFR movements (entries, exits, overflights and domestics) in control sectors controlled by DFS.

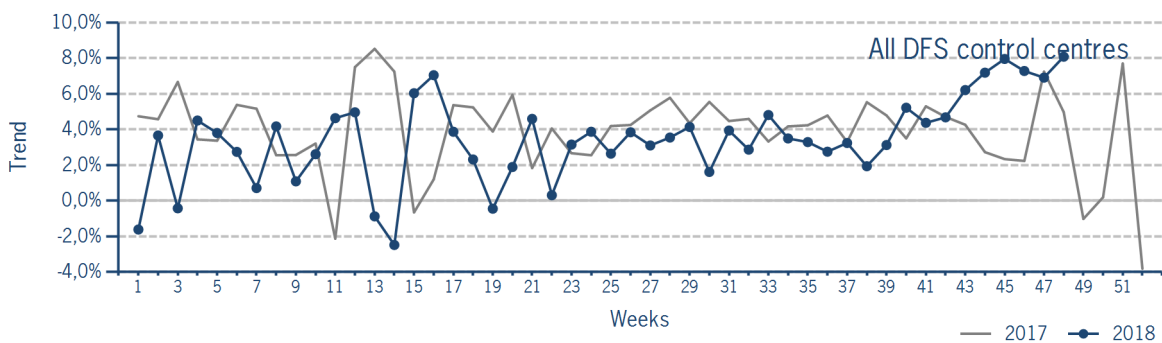
	2018	2017	Trend
Week 48	54.857	50.752	8,1%
Cumulated Weeks	2.910.450	2.813.517	3,4%



Please note: This count covers the traffic in the area build by control sectors of DFS control centres, including civil and military traffic. Traffic in Maastricht UAC (Maastricht-Hannover sectors) is not counted.

IFR flights controlled by DFS - trend

Trend in the number of IFR movements (entries, exits, overflights and domestics) in control sectors controlled by DFS.

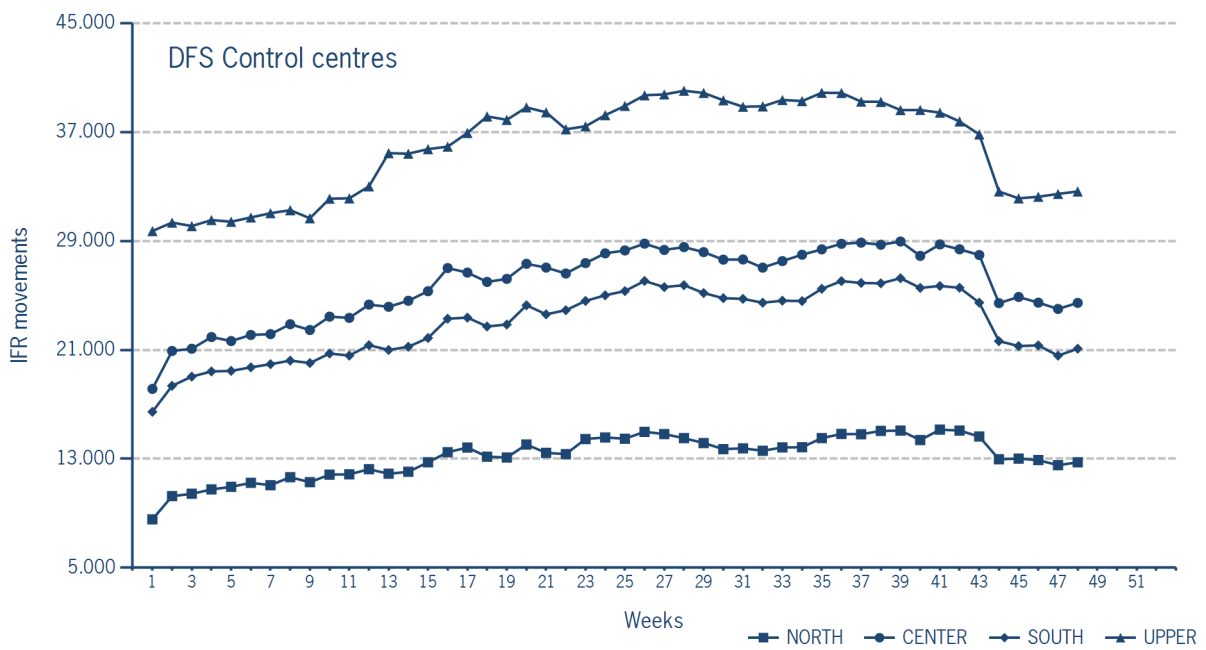


IFR flights controlled by DFS - in detail

IFR movements (entries, exits, overflights and domestics) controlled by DFS at the different control centres.

	NORTH	CENTER	SOUTH	UPPER
Week 48	12.739	24.456	21.091	32.638
Trend	17,2%	10,0%	9,0%	5,2%
Cumulated Weeks	631.632	1.239.969	1.101.089	1.722.407
Trend	1,8%	4,5%	5,1%	-0,1%

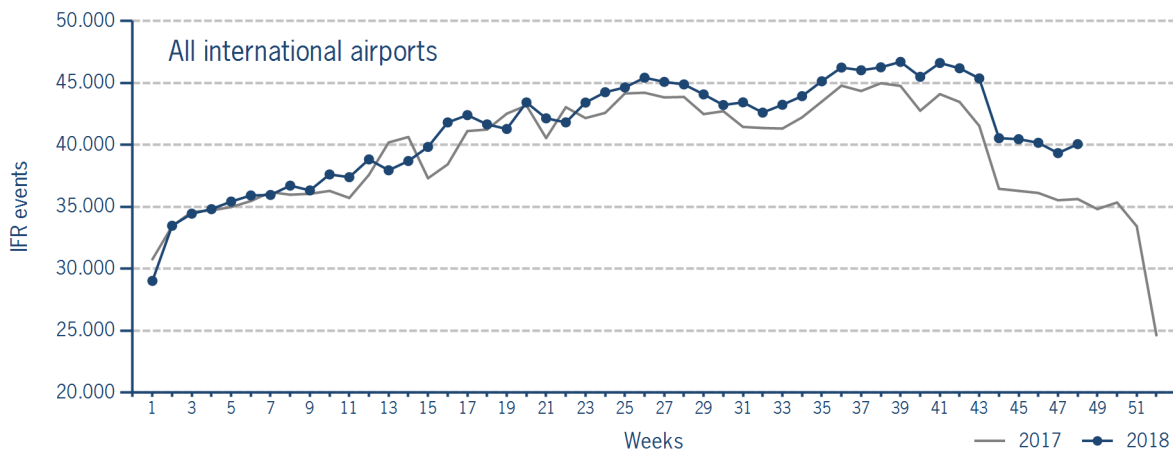
Please note: The trend numbers compare counts of the airspaces in their current configuration to the count of the same airspace in 2017.



IFR flights at international German airports

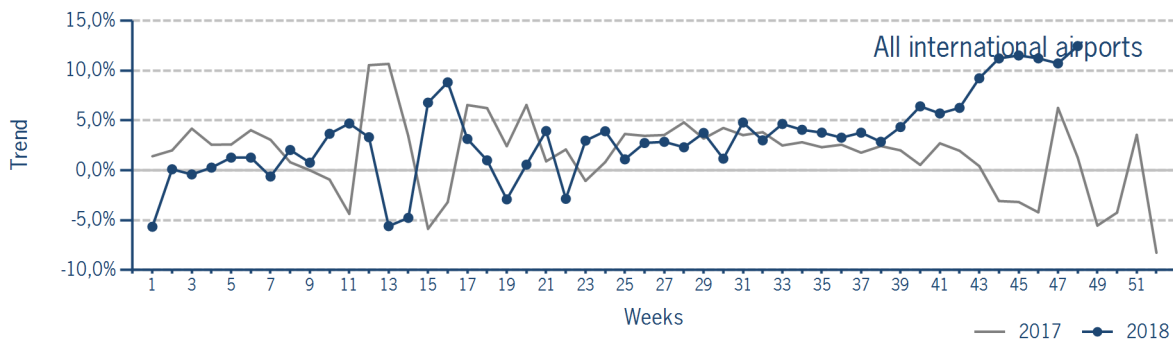
IFR events (take-offs and landings) at the international DFS towers in the Federal Republic of Germany.

	2018	2017	Trend
Week 48	40.061	35.626	12,4%
Cumulated Weeks	1.979.806	1.916.577	3,3%



IFR flights at international German airports - trend

Trend in the number of IFR events (take-offs and landings) at the international DFS towers in the Federal Republic of Germany.



IFR flights at international German airports - airport category

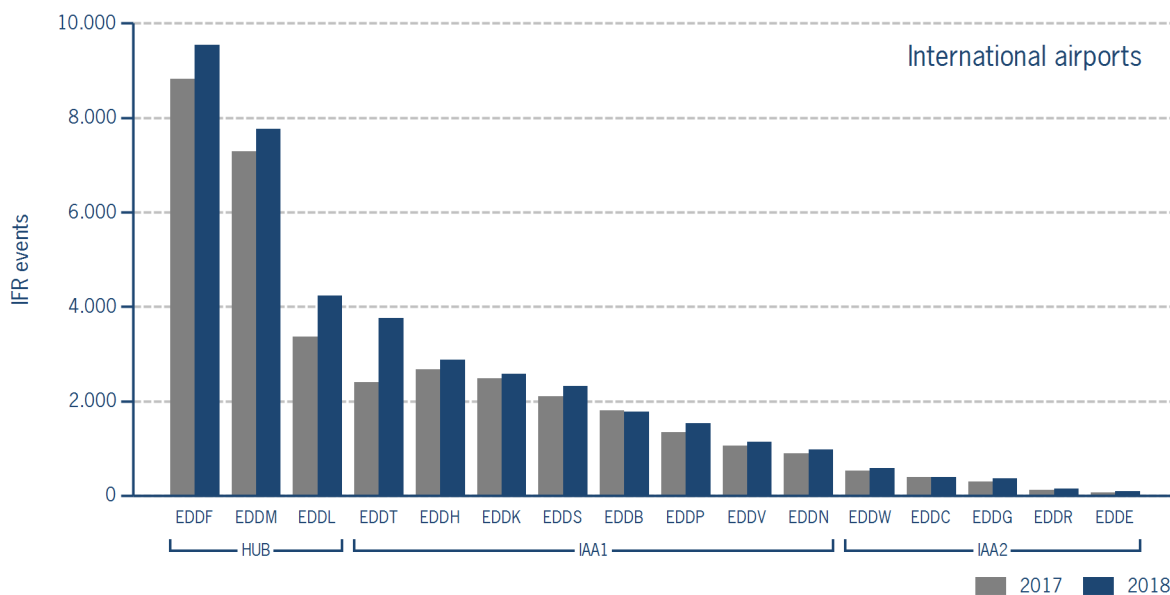
IFR events (take-offs and landings) at the international DFS towers in the Federal Republic of Germany differentiated by Hub Gateways (HUB), International Access Airports 1 (IAA1) and International Access Airports 2 (IAA2).

	HUB	IAA1	IAA2
Week 48	21.533	16.955	1.573
Trend	10,6%	15,0%	11,6%
Cumulated Weeks	1.059.368	838.364	82.074
Trend	3,2%	3,4%	3,4%

IFR flights at international German airports - in detail

IFR events (take-offs and landings) at the different international DFS towers in the Federal Republic of Germany.

		Week 48	Trend	Week 1 - 48	Trend
HUB					
EDDF	Frankfurt/Main	9.546	8,2%	476.114	7,5%
EDDL	Düsseldorf	4.228	25,6%	202.429	-2,9%
EDDM	München	7.759	6,5%	380.825	1,6%
IAA1					
EDDB	Berlin-Schönefeld	1.781	-1,1%	93.721	1,0%
EDDH	Hamburg	2.882	7,9%	138.198	-4,0%
EDDK	Köln/Bonn	2.575	3,8%	133.107	2,2%
EDDN	Nürnberg	978	9,0%	50.682	1,8%
EDDP	Leipzig/Halle	1.527	13,5%	69.223	13,7%
EDDS	Stuttgart	2.313	10,1%	119.740	8,4%
EDDT	Berlin-Tegel	3.759	56,8%	171.840	4,8%
EDDV	Hannover	1.140	8,5%	61.853	5,5%
IAA2					
EDDC	Dresden	389	0,3%	20.750	3,2%
EDDE	Erfurt/Weimar	96	41,2%	5.200	0,0%
EDDG	Münster/Osnabrück	363	23,1%	18.228	5,7%
EDDR	Saarbrücken	142	12,7%	8.603	2,1%
EDDW	Bremen	583	9,4%	29.293	3,0%



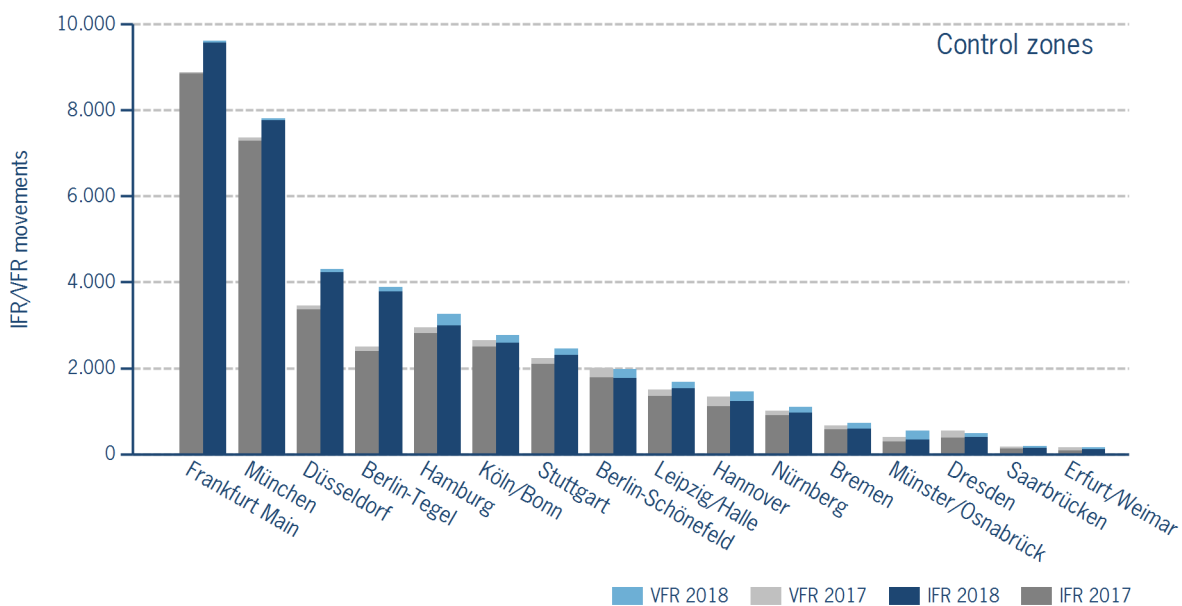
IFR/VFR flights in control zones of DFS towers

IFR/VFR movements (entries, exits, overflights and domestics) at the different control zones of international DFS towers.

	Week 48	Trend	Week 1 - 48	Trend
Berlin-Schönefeld	1.985	-1,0%	108.816	2,7%
Berlin-Tegel	3.892	55,6%	180.849	5,1%
Bremen	728	8,7%	42.440	3,7%
Dresden	484	-11,4%	35.171	5,7%
Düsseldorf	4.309	24,6%	209.576	-2,8%
Erfurt/Weimar	160	-2,4%	12.088	-3,1%
Frankfurt Main	9.615	8,2%	481.071	7,4%
Hamburg	3.259	10,8%	166.060	-2,0%
Hannover	1.450	8,4%	83.226	7,9%
Köln/Bonn	2.765	4,5%	148.738	1,6%
Leipzig/Halle	1.683	12,3%	82.720	11,3%
München	7.810	6,0%	386.384	1,7%
Münster/Osnabrück	550	39,2%	36.786	7,6%
Nürnberg	1.096	9,4%	64.533	3,1%
Saarbrücken	194	9,0%	13.935	-0,3%
Stuttgart	2.453	10,0%	136.327	7,3%

Additional information:

Münster reported no glider movements for the current week, i.e. 2.434 glider movements for the cumulated year.



IFR flights at regional German airports - in detail

IFR events (take-offs and landings) at the different regional towers in the Federal Republic of Germany with control zone and barely any PPR.

	2018	2017	Trend
Week 48	2.920	2.770	5,4%
Cumulated Weeks	157.434	151.749	3,7%

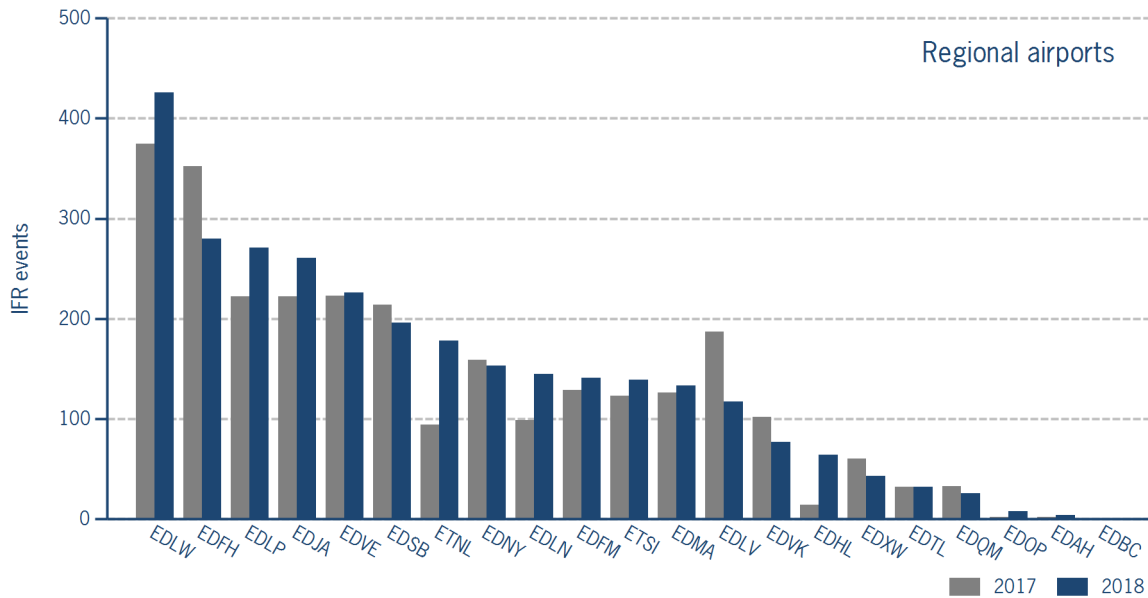
	Week 48	Trend	Week 1 - 48	Trend
EDAH Heringsdorf	4	100,0%	833	0,7%
EDBC Magdeburg/Cochstedt	0	N/A	1	-80,0%
EDFH Frankfurt-Hahn	280	-20,5%	18.294	-5,5%
EDFM Mannheim City	141	9,3%	6.357	5,2%
EDHL Lübeck-Blankensee	64	OLC*	2.614	43,0%
EDJA Memmingen	261	17,6%	12.784	18,3%
EDLN Mönchengladbach	145	46,5%	6.189	9,8%
EDLP Paderborn/Lippstadt	271	22,1%	13.305	9,1%
EDLV Niederrhein	117	-37,4%	11.436	-7,8%
EDLW Dortmund	426	13,6%	20.760	10,0%
EDMA Augsburg	133	5,6%	6.549	-2,3%
EDNY Friedrichshafen	153	-3,8%	9.646	2,7%
EDOP Schwerin-Parchim	8	OLC*	505	-51,1%
EDQM Hof-Plauen	26	-21,2%	1.329	-6,7%
EDSB Karlsruhe/Baden-Baden	196	-8,4%	11.681	-4,8%
EDTL Lahr	32	0,0%	1.368	-5,1%
EDVE Braunschweig-Wolfsburg	226	1,3%	9.146	-0,6%
EDVK Kassel-Calden	77	-24,5%	4.421	7,5%
EDXW Sylt	43	-28,3%	5.809	6,3%
ETNL Laage	178	89,4%	9.271	24,2%
ETSI Ingolstadt/Manching	139	13,0%	5.136	-2,9%

*The value is of limited conclusiveness (OLC).

Please note: The airport Magdeburg-Cochstedt (EDBC) is currently closed.

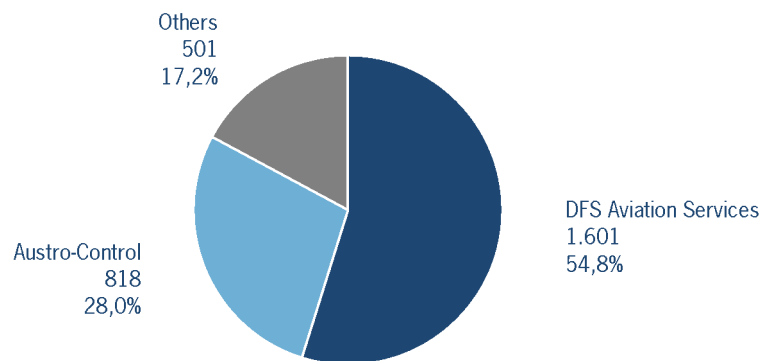
IFR flights at regional German airports - in detail

IFR events (take-offs and landings) at the different regional towers in the Federal Republic of Germany with control zone and barely any PPR.



IFR flights at regional German airports - air traffic service providers

Percentage of IFR events (take-offs and landings) at the regional towers in the Federal Republic of Germany differentiated between DFS Aviation Services, Austro Control and other providers.



- DFS Aviation Services: Dortmund (EDLW), Friedrichshafen (EDNY), Karlsruhe/Baden-Baden (EDSB), Lahr (EDTL), Magdeburg/Cochstedt (EDBC), Memmingen (EDJA), Mönchengladbach (EDLN), Niederrhein (EDLV), Paderborn/Lippstadt (EDLP)
- Austro Control: Augsburg (EDMA), Braunschweig-Wolfsburg (EDVE), Frankfurt-Hahn (EDFH), Heringsdorf (EDAH), Hof-Plauen (EDQM), Kassel-Calden (EDVK), Lübeck-Blankensee (EDHL), Schwerin-Parchim (EDOP)
- Others: Ingolstadt/Manching (ETSI), Laage (ETNL), Mannheim City (EDFM), Sylt (EDXW)

ATFM Arrival Delay

(Data Source: NM statistics, DFS LIZ)

ATFM Arrival Delay with reference to the relevant airport, in minutes per IFR arrival.

ATFM Arrival Delay:
sum of all arrival ATFM delay divided by the sum of all inbound flights for the particular traffic volume

Airports		ATC Delay [min/arrival]	non ATC Delay [min/arrival]	
	All Airports	0,0536	0,1954	
EDDW	Bremen	0,6621	0	
EDDP	Leipzig/Halle	0	0,6039	
EDDF	Frankfurt/Main	0,1850	0,3054	
EDDK	Köln/Bonn	0	0,3894	
EDDL	Düsseldorf	0	0,2875	
EDDM	München	0	0,2229	
EDDS	Stuttgart	0	0,0208	

Please note: The ATFM delay data are provided by NM statistics. Due to internal distribution of the ATFM delay, data are modified by CC/FC and TWR/M. The inbound flight information is based on LIZ statistics.

All Airports means all international German airports: Berlin-Schönefeld (EDDB), Berlin-Tegel (EDDT), Bremen (EDDW), Dresden (EDDC), Düsseldorf (EDDL), Erfurt/Weimar (EDDE), Frankfurt/Main (EDDF), Hamburg (EDDH), Hannover (EDDV), Köln/Bonn (EDDK), Leipzig/Halle (EDDP), München (EDDM), Münster/Osnabrück (EDDG), Nürnberg (EDDN), Saarbrücken (EDDR), Stuttgart (EDDS)