



LIZ Bulletin

DFS Situation and Information Centre

Week 47

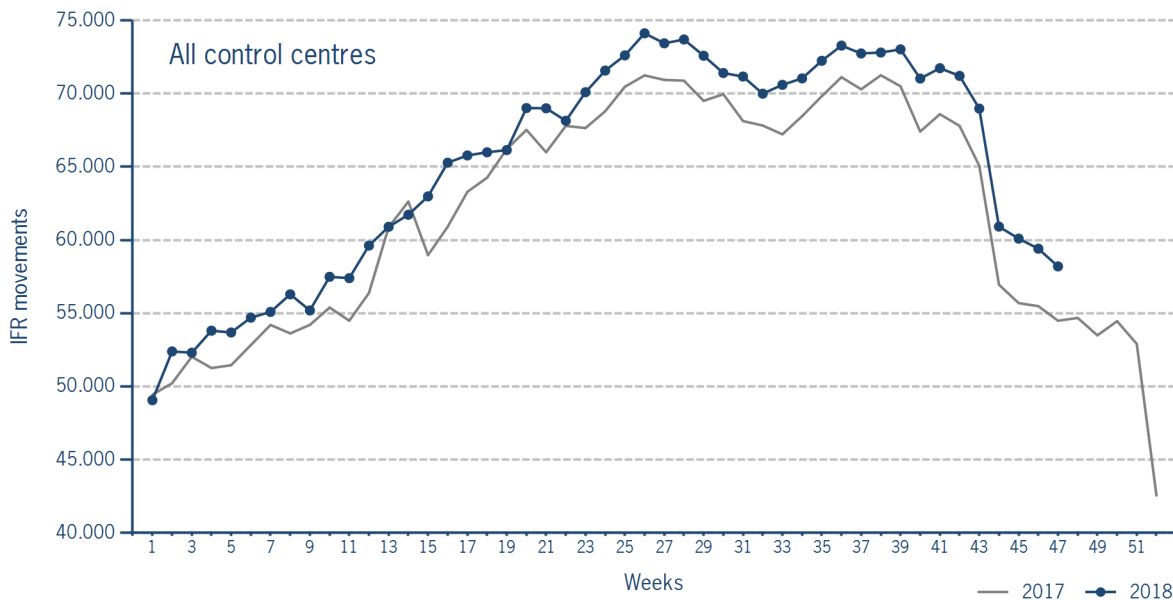
19 NOV 2018 - 25 NOV 2018

Version 28.11.2018

IFR flights in the Federal Republic of Germany

IFR movements (entries, exits, overflights and domestics) in all control sectors with a German designator.

	2018	2017	Trend
Week 47	58.199	54.487	6,8%
Cumulated Weeks	3.060.206	2.949.660	3,7%

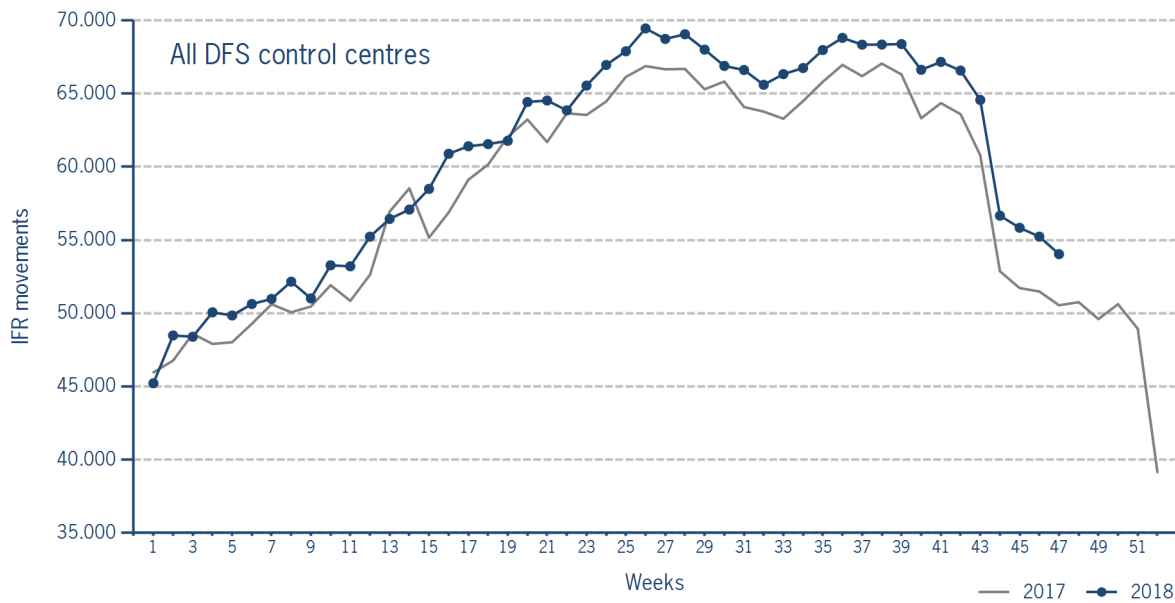


Please note: This count covers the traffic in the area build by all control sectors with a German designator („ED“), regardless of the service provider, including civil and military traffic in sectors controlled by DFS and Maastricht UAC (Maastricht-Hannover sectors). The area counted is composed of modular control sectors designed for ATC purposes with partly cross border structures and is therefore not identical to the political border of the Federal Republic of Germany or the national Flight Information Region (FIR).

IFR flights controlled by DFS

IFR movements (entries, exits, overflights and domestics) in control sectors controlled by DFS.

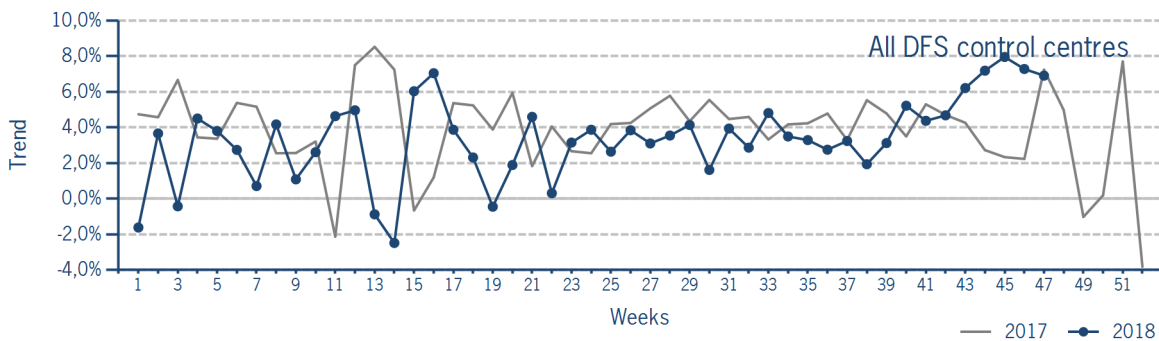
	2018	2017	Trend
Week 47	54.039	50.545	6,9%
Cumulated Weeks	2.855.593	2.762.765	3,4%



Please note: This count covers the traffic in the area build by control sectors of DFS control centres, including civil and military traffic. Traffic in Maastricht UAC (Maastricht-Hannover sectors) is not counted.

IFR flights controlled by DFS - trend

Trend in the number of IFR movements (entries, exits, overflights and domestics) in control sectors controlled by DFS.

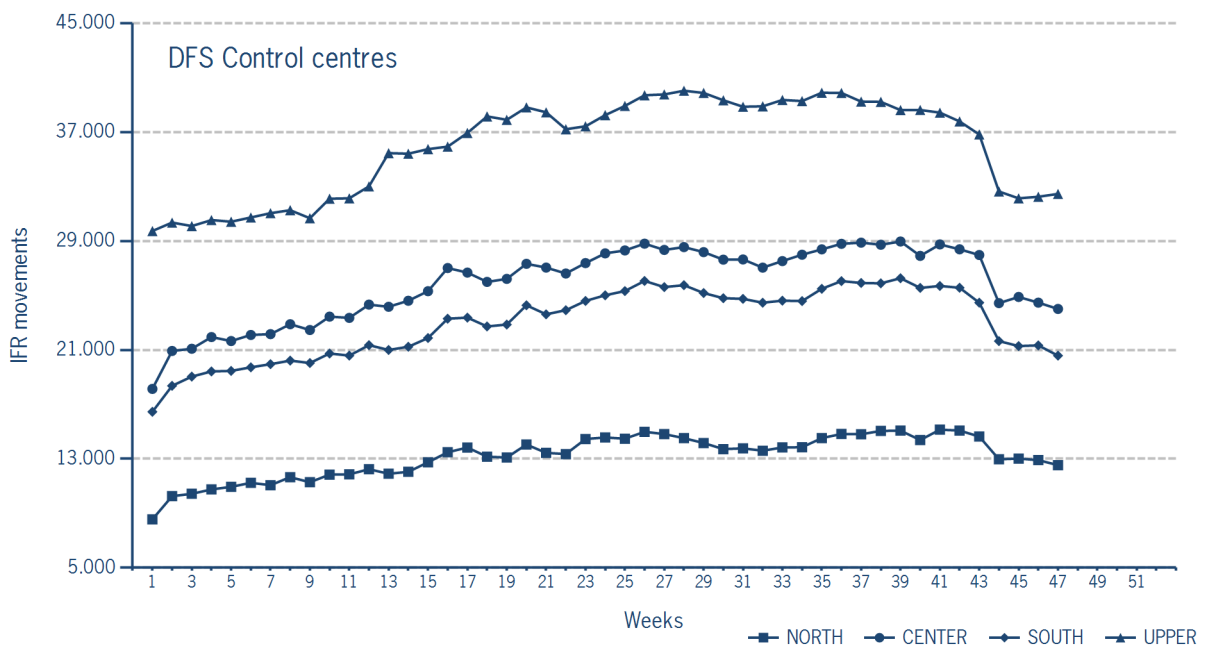


IFR flights controlled by DFS - in detail

IFR movements (entries, exits, overflights and domestics) controlled by DFS at the different control centres.

	NORTH	CENTER	SOUTH	UPPER
Week 47	12.536	24.009	20.578	32.459
Trend	15,9%	7,4%	5,7%	6,3%
Cumulated Weeks	618.893	1.215.513	1.079.998	1.689.769
Trend	1,5%	4,4%	5,1%	-0,2%

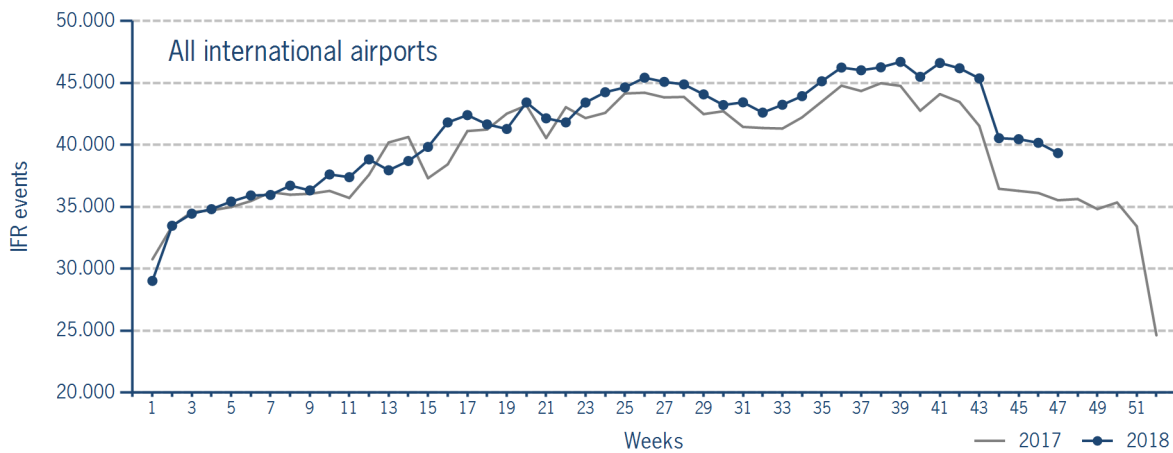
Please note: The trend numbers compare counts of the airspaces in their current configuration to the count of the same airspace in 2017.



IFR flights at international German airports

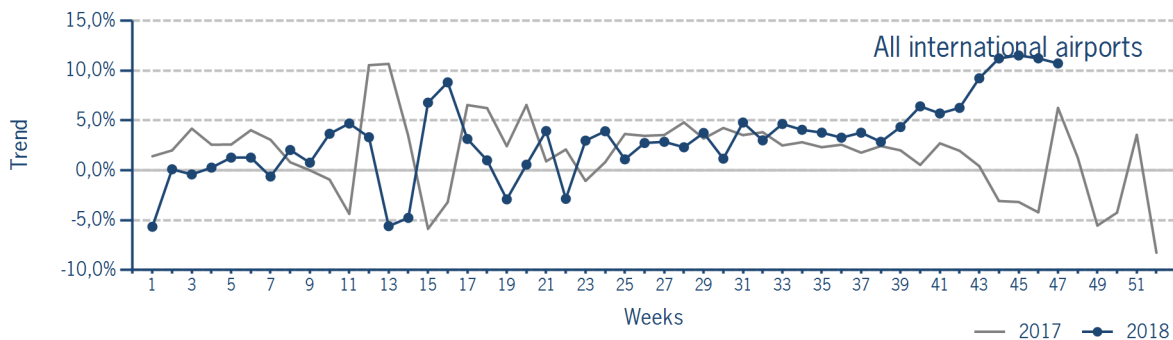
IFR events (take-offs and landings) at the international DFS towers in the Federal Republic of Germany.

	2018	2017	Trend
Week 47	39.337	35.531	10,7%
Cumulated Weeks	1.939.745	1.880.951	3,1%



IFR flights at international German airports - trend

Trend in the number of IFR events (take-offs and landings) at the international DFS towers in the Federal Republic of Germany.



IFR flights at international German airports - airport category

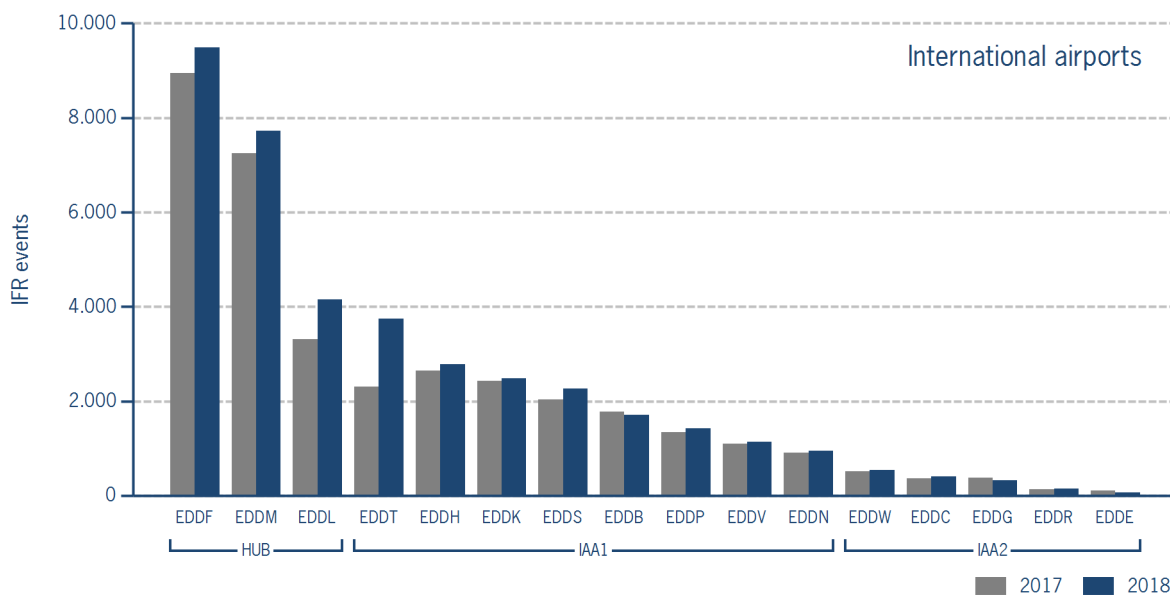
IFR events (take-offs and landings) at the international DFS towers in the Federal Republic of Germany differentiated by Hub Gateways (HUB), International Access Airports 1 (IAA1) and International Access Airports 2 (IAA2).

	HUB	IAA1	IAA2
Week 47	21.356	16.496	1.485
Trend	9,4%	13,6%	-0,6%
Cumulated Weeks	1.037.835	821.409	80.501
Trend	3,1%	3,2%	3,2%

IFR flights at international German airports - in detail

IFR events (take-offs and landings) at the different international DFS towers in the Federal Republic of Germany.

		Week 47	Trend	Week 1 - 47	Trend
HUB					
EDDF	Frankfurt/Main	9.489	6,0%	466.568	7,5%
EDDL	Düsseldorf	4.148	25,4%	198.201	-3,4%
EDDM	München	7.719	6,4%	373.066	1,5%
IAA1					
EDDB	Berlin-Schönefeld	1.714	-3,2%	91.940	1,0%
EDDH	Hamburg	2.786	5,5%	135.316	-4,2%
EDDK	Köln/Bonn	2.486	2,5%	130.532	2,1%
EDDN	Nürnberg	942	3,4%	49.704	1,7%
EDDP	Leipzig/Halle	1.425	6,1%	67.696	13,7%
EDDS	Stuttgart	2.259	10,9%	117.427	8,4%
EDDT	Berlin-Tegel	3.743	62,4%	168.081	4,0%
EDDV	Hannover	1.141	4,6%	60.713	5,4%
IAA2					
EDDC	Dresden	411	12,9%	20.361	3,3%
EDDE	Erfurt/Weimar	62	-43,6%	5.104	-0,5%
EDDG	Münster/Osnabrück	326	-13,3%	17.865	5,4%
EDDR	Saarbrücken	150	11,9%	8.461	2,0%
EDDW	Bremen	536	5,1%	28.710	2,9%



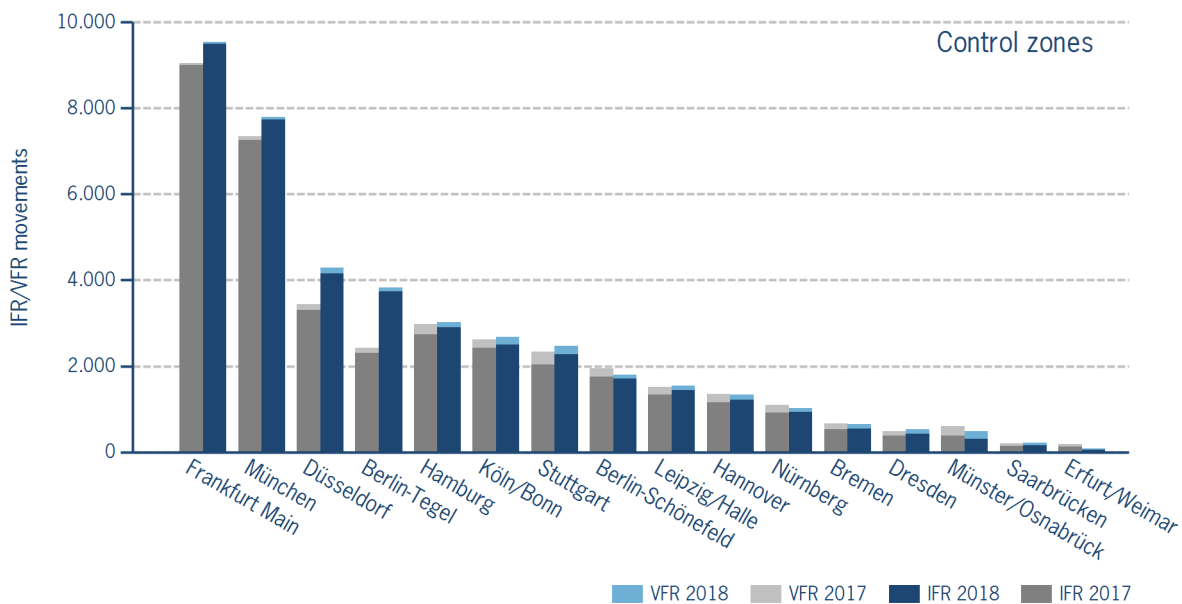
IFR/VFR flights in control zones of DFS towers

IFR/VFR movements (entries, exits, overflights and domestics) at the different control zones of international DFS towers.

	Week 47	Trend	Week 1 - 47	Trend
Berlin-Schönefeld	1.802	-7,8%	106.831	2,8%
Berlin-Tegel	3.821	57,8%	176.957	4,4%
Bremen	652	-1,1%	41.712	3,6%
Dresden	527	8,0%	34.687	6,0%
Düsseldorf	4.289	24,6%	205.267	-3,3%
Erfurt/Weimar	86	-54,3%	11.928	-3,1%
Frankfurt Main	9.538	5,4%	471.456	7,4%
Hamburg	3.023	1,6%	162.801	-2,2%
Hannover	1.333	-1,2%	81.776	7,9%
Köln/Bonn	2.673	2,0%	145.973	1,6%
Leipzig/Halle	1.549	2,4%	81.037	11,3%
München	7.800	6,2%	378.574	1,6%
Münster/Osnabrück	492	-18,3%	36.236	7,2%
Nürnberg	1.028	-5,9%	63.437	3,0%
Saarbrücken	211	3,9%	13.741	-0,4%
Stuttgart	2.465	5,3%	133.874	7,2%

Additional information:

Münster reported no glider movements for the current week, i.e. 2.434 glider movements for the cumulated year.



IFR flights at regional German airports - in detail

IFR events (take-offs and landings) at the different regional towers in the Federal Republic of Germany with control zone and barely any PPR.

	2018	2017	Trend
Week 47	2.972	3.060	-2,9%
Cumulated Weeks	154.514	148.979	3,7%

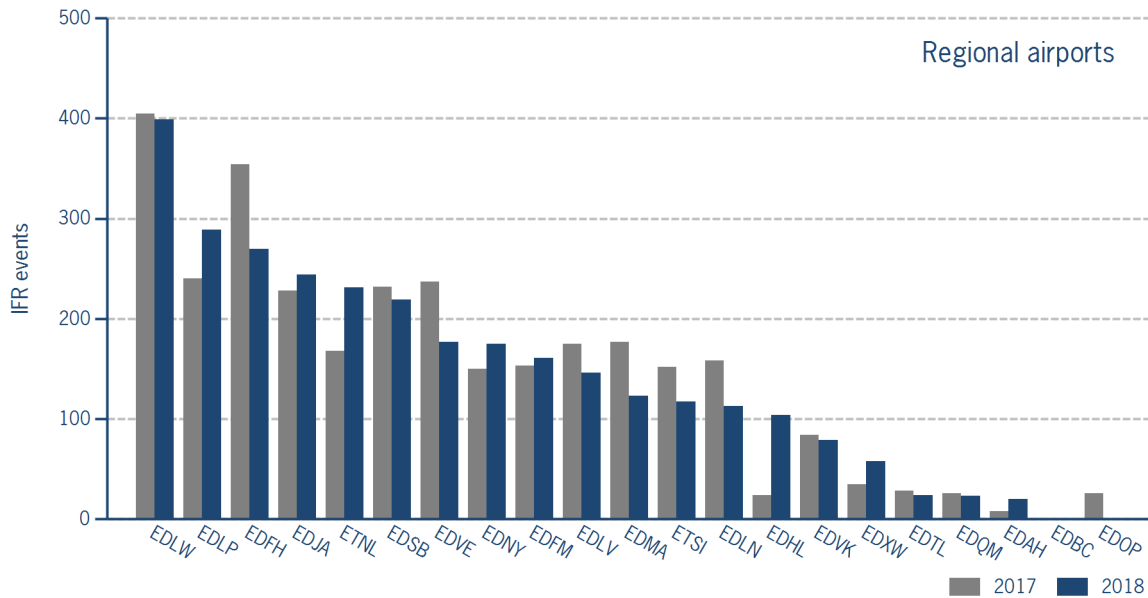
	Week 47	Trend	Week 1 - 47	Trend
EDAH Heringsdorf	20	150,0%	829	0,5%
EDBC Magdeburg/Cochstedt	0	N/A	1	-80,0%
EDFH Frankfurt-Hahn	270	-23,7%	18.014	-5,2%
EDFM Mannheim City	161	5,2%	6.216	5,1%
EDHL Lübeck-Blankensee	104	OLC*	2.550	40,6%
EDJA Memmingen	244	7,0%	12.523	18,3%
EDLN Mönchengladbach	113	-28,5%	6.044	9,1%
EDLP Paderborn/Lippstadt	289	20,4%	13.034	8,8%
EDLV Niederrhein	146	-16,6%	11.319	-7,3%
EDLW Dortmund	399	-1,5%	20.334	10,0%
EDMA Augsburg	123	-30,5%	6.416	-2,5%
EDNY Friedrichshafen	175	16,7%	9.493	2,8%
EDOP Schwerin-Parchim	0	-100,0%	497	-51,7%
EDQM Hof-Plauen	23	-11,5%	1.303	-6,3%
EDSB Karlsruhe/Baden-Baden	219	-5,6%	11.485	-4,7%
EDTL Lahr	24	-14,3%	1.336	-5,2%
EDVE Braunschweig-Wolfsburg	177	-25,3%	8.920	-0,6%
EDVK Kassel-Calden	79	-6,0%	4.344	8,3%
EDXW Sylt	58	65,7%	5.766	6,7%
ETNL Laage	231	37,5%	9.093	23,4%
ETSI Ingolstadt/Manching	117	-23,0%	4.997	-3,3%

*The value is of limited conclusiveness (OLC).

Please note: The airport Magdeburg-Cochstedt (EDBC) is currently closed.

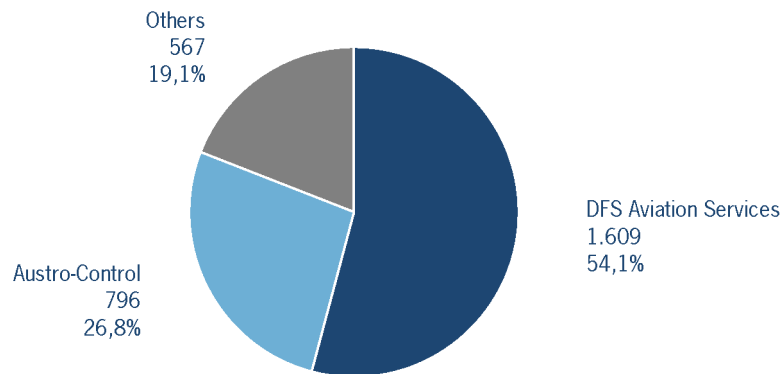
IFR flights at regional German airports - in detail

IFR events (take-offs and landings) at the different regional towers in the Federal Republic of Germany with control zone and barely any PPR.



IFR flights at regional German airports - air traffic service providers

Percentage of IFR events (take-offs and landings) at the regional towers in the Federal Republic of Germany differentiated between DFS Aviation Services, Austro Control and other providers.



- DFS Aviation Services: Dortmund (EDLW), Friedrichshafen (EDNY), Karlsruhe/Baden-Baden (EDSB), Lahr (EDTL), Magdeburg/Cochstedt (EDBC), Memmingen (EDJA), Mönchengladbach (EDLN), Niederrhein (EDLV), Paderborn/Lippstadt (EDLP)
- Austro Control: Augsburg (EDMA), Braunschweig-Wolfsburg (EDVE), Frankfurt-Hahn (EDFH), Heringsdorf (EDAH), Hof-Plauen (EDQM), Kassel-Calden (EDVK), Lübeck-Blankensee (EDHL), Schwerin-Parchim (EDOP)
- Others: Ingolstadt/Manching (ETSI), Laage (ETNL), Mannheim City (EDFM), Sylt (EDXW)








ATFM Arrival Delay

(Data Source: NM statistics, DFS LIZ)

ATFM Arrival Delay with reference to the relevant airport, in minutes per IFR arrival.

ATFM Arrival Delay:

sum of all arrival ATFM delay divided by the sum of all inbound flights for the particular traffic volume

Airports		ATC Delay [min/arrival]	non ATC Delay [min/arrival]	
	All Airports	0,0170	0,1251	
EDDW	Bremen	1,2407	0	
EDDL	Düsseldorf	0	0,4684	
EDDT	Berlin-Tegel	0	0,3713	
EDDP	Leipzig/Halle	0	0,3683	
EDDF	Frankfurt/Main	0	0,0681	
EDDM	München	0	0,0539	

Please note: The ATFM delay data are provided by NM statistics. Due to internal distribution of the ATFM delay, data are modified by CC/FC and TWR/M. The inbound flight information is based on LIZ statistics.

All Airports means all international German airports: Berlin-Schönefeld (EDDB), Berlin-Tegel (EDDT), Bremen (EDDW), Dresden (EDDC), Düsseldorf (EDDL), Erfurt/Weimar (EDDE), Frankfurt/Main (EDDF), Hamburg (EDDH), Hannover (EDDV), Köln/Bonn (EDDK), Leipzig/Halle (EDDP), München (EDDM), Münster/Osnabrück (EDDG), Nürnberg (EDDN), Saarbrücken (EDDR), Stuttgart (EDDS)