



LIZ Bulletin

DFS Situation and Information Centre

Week 45

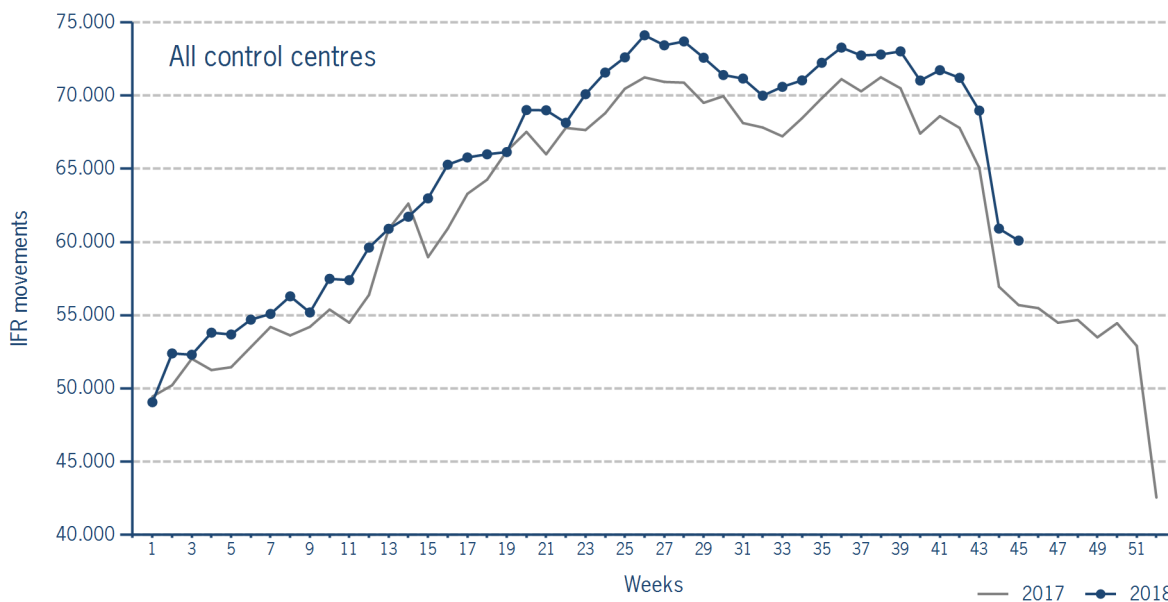
5 NOV 2018 - 11 NOV 2018

Version 15.11.2018

IFR flights in the Federal Republic of Germany

IFR movements (entries, exits, overflights and domestics) in all control sectors with a German designator.

	2018	2017	Trend
Week 45	60.098	55.691	7,9%
Cumulated Weeks	2.942.596	2.839.692	3,6%

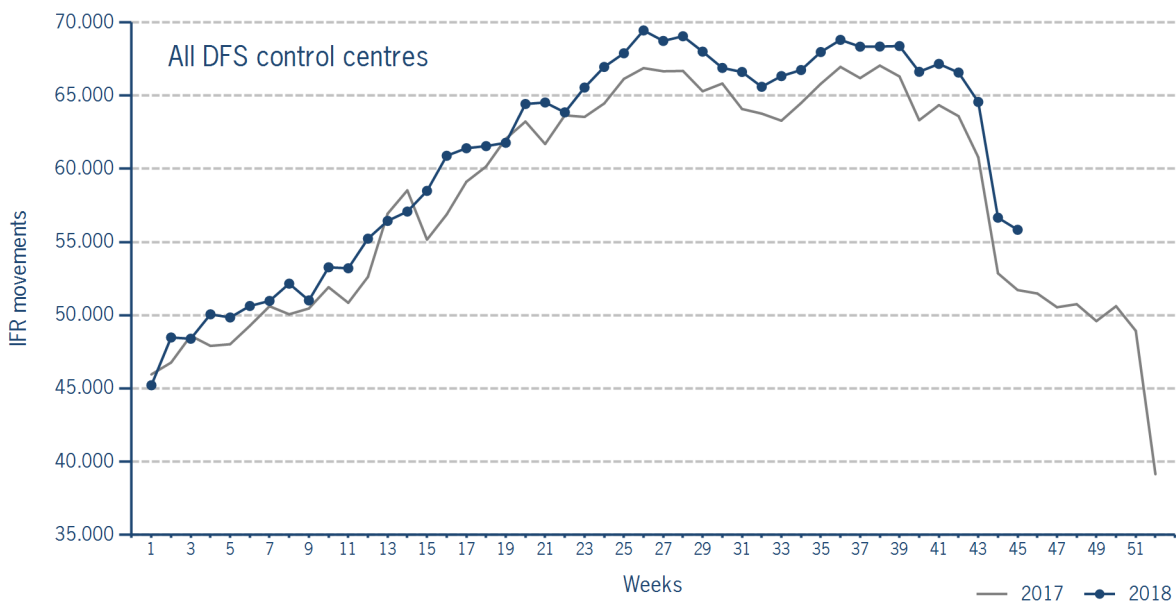


Please note: This count covers the traffic in the area build by all control sectors with a German designator („ED“), regardless of the service provider, including civil and military traffic in sectors controlled by DFS and Maastricht UAC (Maastricht-Hannover sectors). The area counted is composed of modular control sectors designed for ATC purposes with partly cross border structures and is therefore not identical to the political border of the Federal Republic of Germany or the national Flight Information Region (FIR).

IFR flights controlled by DFS

IFR movements (entries, exits, overflights and domestics) in control sectors controlled by DFS.

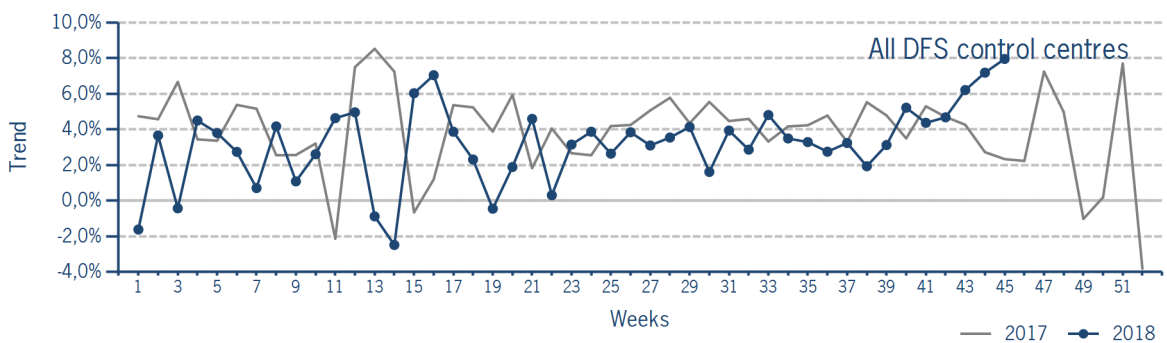
	2018	2017	Trend
Week 45	55.838	51.720	8,0%
Cumulated Weeks	2.746.319	2.660.736	3,2%



Please note: This count covers the traffic in the area build by control sectors of DFS control centres, including civil and military traffic. Traffic in Maastricht UAC (Maastricht-Hannover sectors) is not counted.

IFR flights controlled by DFS - trend

Trend in the number of IFR movements (entries, exits, overflights and domestics) in control sectors controlled by DFS.

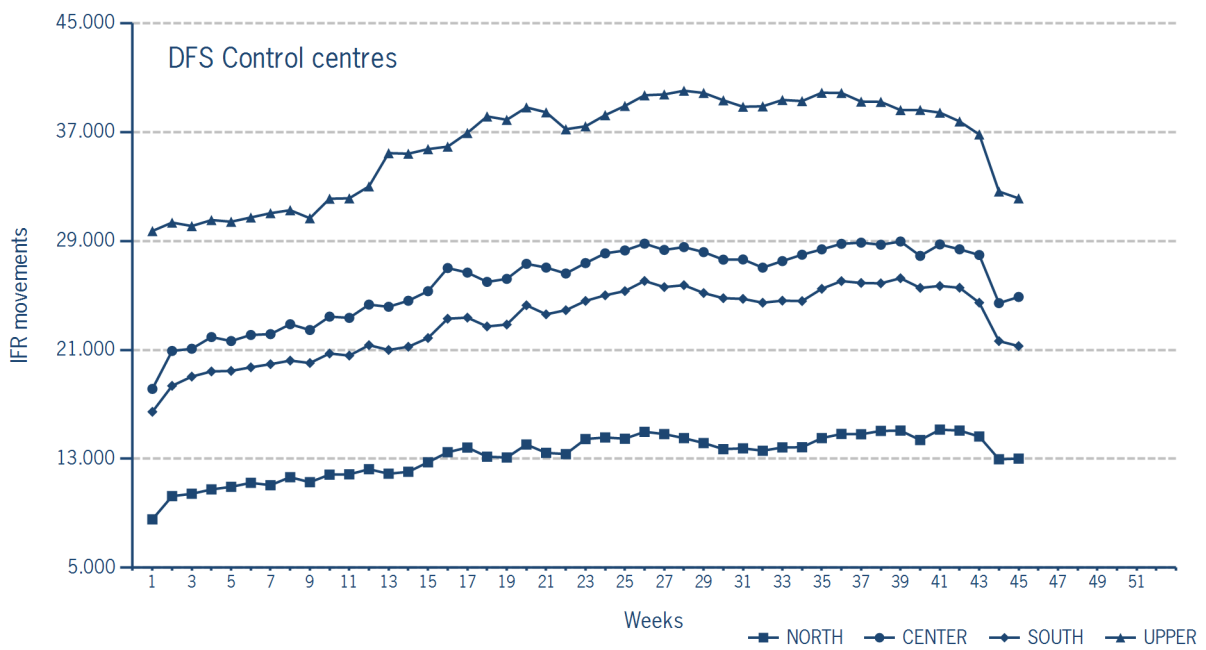


IFR flights controlled by DFS - in detail

IFR movements (entries, exits, overflights and domestics) controlled by DFS at the different control centres.

	NORTH	CENTER	SOUTH	UPPER
Week 45	13.018	24.889	21.281	32.133
Trend	19,3%	9,2%	7,3%	2,4%
Cumulated Weeks	593.454	1.167.032	1.038.087	1.625.061
Trend	0,9%	4,2%	5,0%	-0,4%

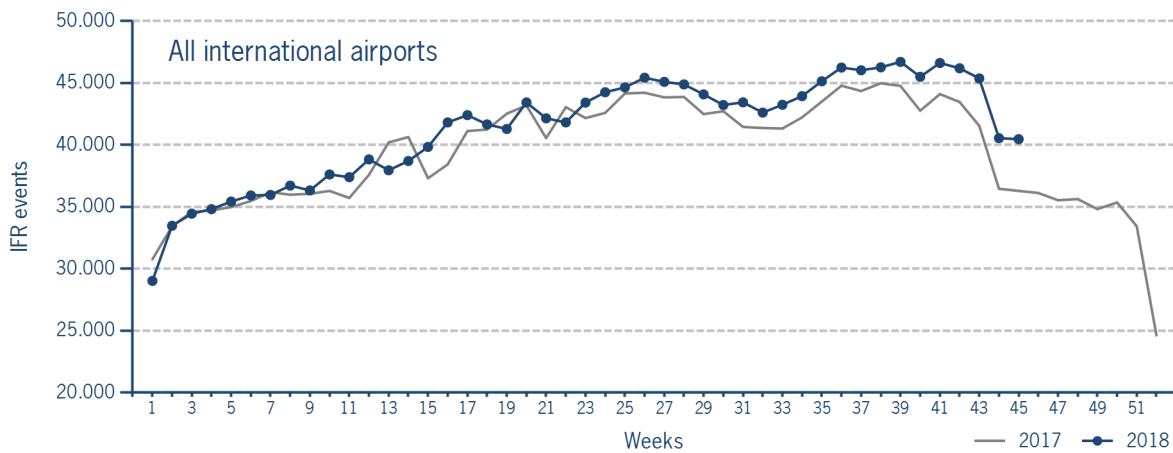
Please note: The trend numbers compare counts of the airspaces in their current configuration to the count of the same airspace in 2017.



IFR flights at international German airports

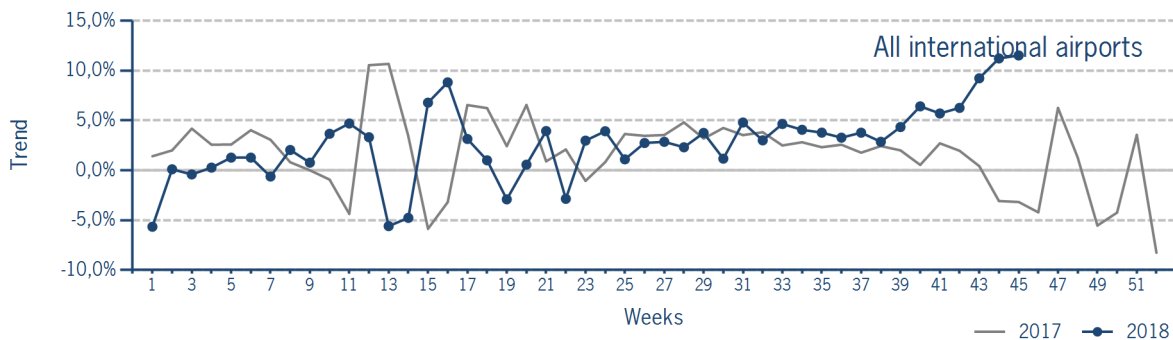
IFR events (take-offs and landings) at the international DFS towers in the Federal Republic of Germany.

	2018	2017	Trend
Week 45	40.462	36.286	11,5%
Cumulated Weeks	1.860.238	1.809.302	2,8%



IFR flights at international German airports - trend

Trend in the number of IFR events (take-offs and landings) at the international DFS towers in the Federal Republic of Germany.



IFR flights at international German airports - airport category

IFR events (take-offs and landings) at the international DFS towers in the Federal Republic of Germany differentiated by Hub Gateways (HUB), International Access Airports 1 (IAA1) and International Access Airports 2 (IAA2).

	HUB	IAA1	IAA2
Week 45	21.766	17.010	1.686
Trend	8,9%	14,6%	15,0%
Cumulated Weeks	994.834	787.984	77.420
Trend	2,8%	2,8%	3,1%

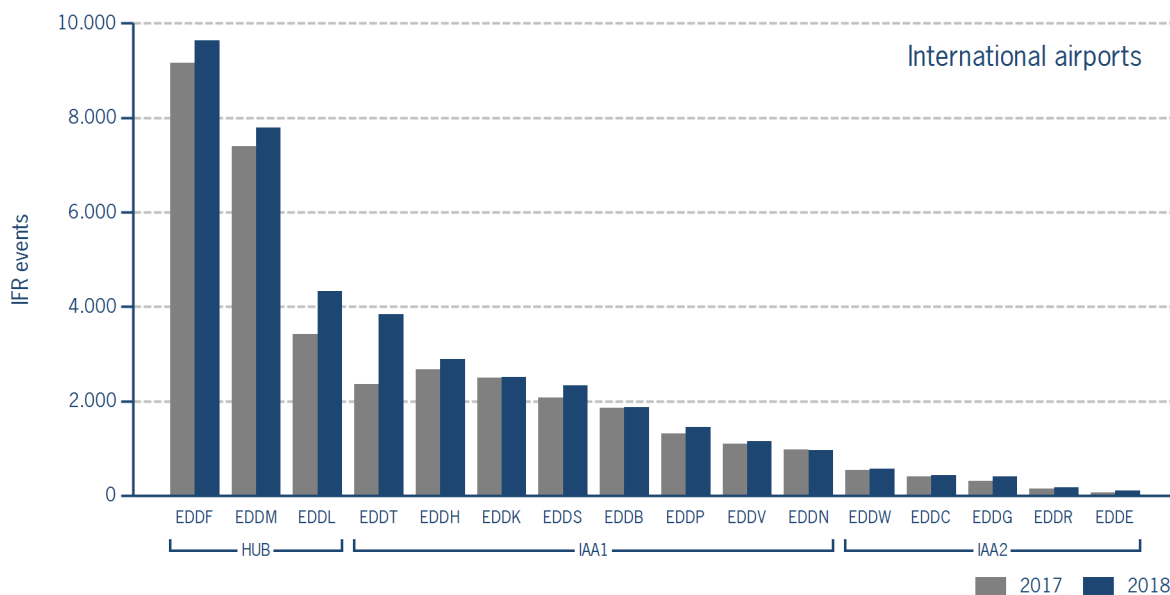
IFR flights at international German airports - in detail

IFR events (take-offs and landings) at the different international DFS towers in the Federal Republic of Germany.

		Week 45	Trend	Week 1 - 45	Trend
HUB					
EDDF	Frankfurt/Main	9.635	5,2%	447.479	7,5%
EDDL	Düsseldorf	4.335	26,7%	189.807	-4,3%
EDDM	München	7.796	5,3%	357.548	1,3%

		Week 45	Trend	Week 1 - 45	Trend
IAA1					
EDDB	Berlin-Schönefeld	1.876	0,8%	88.413	1,1%
EDDH	Hamburg	2.885	7,9%	129.677	-4,6%
EDDK	Köln/Bonn	2.510	0,8%	125.541	2,2%
EDDN	Nürnberg	967	-0,4%	47.711	1,5%
EDDP	Leipzig/Halle	1.445	9,6%	64.839	14,0%
EDDS	Stuttgart	2.333	12,7%	112.851	8,2%
EDDT	Berlin-Tegel	3.846	63,2%	160.535	2,3%
EDDV	Hannover	1.148	4,8%	58.417	5,6%

		Week 45	Trend	Week 1 - 45	Trend
IAA2					
EDDC	Dresden	433	8,5%	19.522	2,9%
EDDE	Erfurt/Weimar	108	58,8%	4.954	0,5%
EDDG	Münster/Osnabrück	411	30,9%	17.147	5,4%
EDDR	Saarbrücken	170	19,7%	8.175	1,4%
EDDW	Bremen	564	3,9%	27.622	2,7%



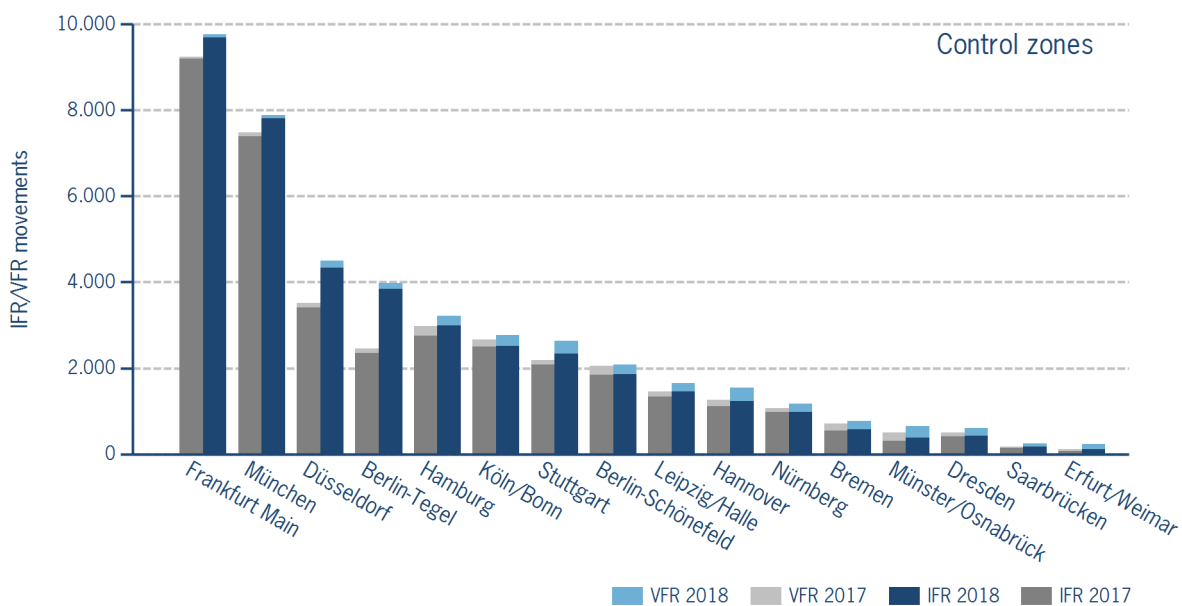
IFR/VFR flights in control zones of DFS towers

IFR/VFR movements (entries, exits, overflights and domestics) at the different control zones of international DFS towers.

	Week 45	Trend	Week 1 - 45	Trend
Berlin-Schönefeld	2.079	1,4%	102.991	3,0%
Berlin-Tegel	3.972	61,7%	169.195	2,7%
Bremen	768	8,2%	40.329	3,6%
Dresden	609	20,6%	33.522	5,6%
Düsseldorf	4.503	28,3%	196.587	-4,2%
Erfurt/Weimar	225	92,3%	11.668	-2,4%
Frankfurt Main	9.759	5,7%	452.235	7,5%
Hamburg	3.216	8,1%	156.473	-2,5%
Hannover	1.538	21,4%	78.946	8,3%
Köln/Bonn	2.762	3,6%	140.574	1,6%
Leipzig/Halle	1.653	13,8%	77.869	11,5%
München	7.891	5,6%	362.891	1,4%
Münster/Osnabrück	652	29,4%	35.017	7,3%
Nürnberg	1.179	10,0%	61.112	2,9%
Saarbrücken	244	38,6%	13.315	-0,8%
Stuttgart	2.639	20,6%	128.809	7,1%

Additional information:

Münster reported no glider movements for the current week, i.e. 2.434 glider movements for the cumulated year.



IFR flights at regional German airports - in detail

IFR events (take-offs and landings) at the different regional towers in the Federal Republic of Germany with control zone and barely any PPR.

	2018	2017	Trend
Week 45	3.189	2.910	9,6%
Cumulated Weeks	148.500	143.061	3,8%

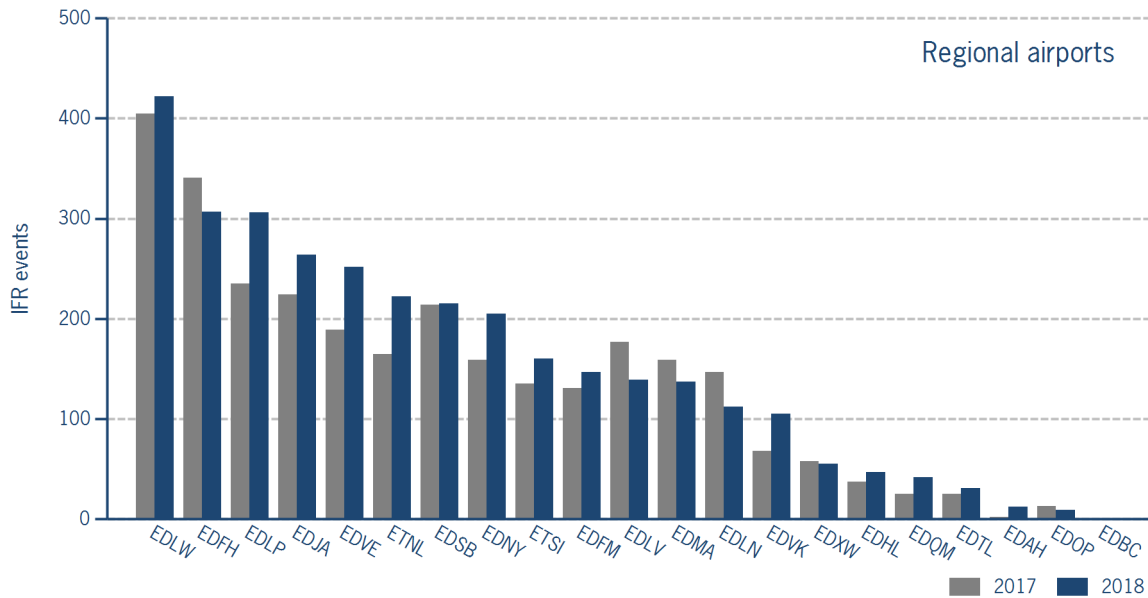
	Week 45	Trend	Week 1 - 45	Trend
EDAH Heringsdorf	12	OLC*	809	0,1%
EDBC Magdeburg/Cochstedt	0	-100,0%	1	-80,0%
EDFH Frankfurt-Hahn	307	-10,0%	17.444	-4,7%
EDFM Mannheim City	147	12,2%	5.949	6,0%
EDHL Lübeck-Blankensee	47	27,0%	2.377	35,4%
EDJA Memmingen	264	17,9%	12.017	18,2%
EDLN Mönchengladbach	112	-23,8%	5.798	10,1%
EDLP Paderborn/Lippstadt	306	30,2%	12.498	8,9%
EDLV Niederrhein	139	-21,5%	11.033	-7,0%
EDLW Dortmund	422	4,2%	19.513	10,3%
EDMA Augsburg	137	-13,8%	6.134	-2,5%
EDNY Friedrichshafen	205	28,9%	9.149	2,6%
EDOP Schwerin-Parchim	9	-30,8%	486	-50,5%
EDQM Hof-Plauen	42	68,0%	1.265	-5,2%
EDSB Karlsruhe/Baden-Baden	215	0,5%	11.071	-4,5%
EDTL Lahr	31	24,0%	1.296	-4,2%
EDVE Braunschweig-Wolfsburg	252	33,3%	8.497	-0,5%
EDVK Kassel-Calden	105	54,4%	4.157	8,3%
EDXW Sylt	55	-5,2%	5.623	5,6%
ETNL Laage	222	34,5%	8.647	22,7%
ETSI Ingolstadt/Manching	160	18,5%	4.736	-3,4%

*The value is of limited conclusiveness (OLC).

Please note: The airport Magdeburg-Cochstedt (EDBC) is currently closed.

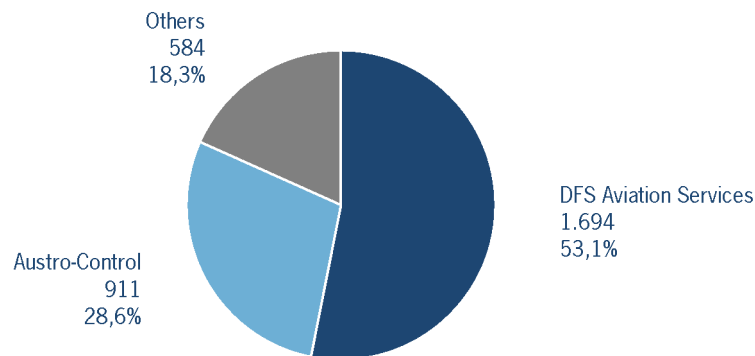
IFR flights at regional German airports - in detail

IFR events (take-offs and landings) at the different regional towers in the Federal Republic of Germany with control zone and barely any PPR.



IFR flights at regional German airports - air traffic service providers

Percentage of IFR events (take-offs and landings) at the regional towers in the Federal Republic of Germany differentiated between DFS Aviation Services, Austro Control and other providers.



- DFS Aviation Services: Dortmund (EDLW), Friedrichshafen (EDNY), Karlsruhe/Baden-Baden (EDSB), Lahr (EDTL), Magdeburg/Cochstedt (EDBC), Memmingen (EDJA), Mönchengladbach (EDLN), Niederrhein (EDLV), Paderborn/Lippstadt (EDLP)
- Austro Control: Augsburg (EDMA), Braunschweig-Wolfsburg (EDVE), Frankfurt-Hahn (EDFH), Heringsdorf (EDAH), Hof-Plauen (EDQM), Kassel-Calden (EDVK), Lübeck-Blankensee (EDHL), Schwerin-Parchim (EDOP)
- Others: Ingolstadt/Manching (ETSI), Laage (ETNL), Mannheim City (EDFM), Sylt (EDXW)

ATFM Arrival Delay

(Data Source: NM statistics, DFS LIZ)

ATFM Arrival Delay with reference to the relevant airport, in minutes per IFR arrival.

ATFM Arrival Delay:

sum of all arrival ATFM delay divided by the sum of all inbound flights for the particular traffic volume

Airports		ATC Delay [min/arrival]	non ATC Delay [min/arrival]	
	All Airports	0,0188	0,4237	
EDDW	Bremen	1,2410	0	
EDDT	Berlin-Tegel	0	1,0992	
EDDF	Frankfurt/Main	0	1,0041	
EDDH	Hamburg	0,0241	0,4414	
EDDS	Stuttgart	0	0,3662	
EDDB	Berlin-Schönefeld	0	0,2038	
EDDL	Düsseldorf	0	0,0990	
EDDM	München	0	0,0390	

Please note: The ATFM delay data are provided by NM statistics. Due to internal distribution of the ATFM delay, data are modified by CC/FC and TWR/M. The inbound flight information is based on LIZ statistics.

All Airports means all international German airports: Berlin-Schönefeld (EDDB), Berlin-Tegel (EDDT), Bremen (EDDW), Dresden (EDDC), Düsseldorf (EDDL), Erfurt/Weimar (EDDE), Frankfurt/Main (EDDF), Hamburg (EDDH), Hannover (EDDV), Köln/Bonn (EDDK), Leipzig/Halle (EDDP), München (EDDM), Münster/Osnabrück (EDDG), Nürnberg (EDDN), Saarbrücken (EDDR), Stuttgart (EDDS)