



LIZ Bulletin

DFS Situation and Information Centre

Week 38

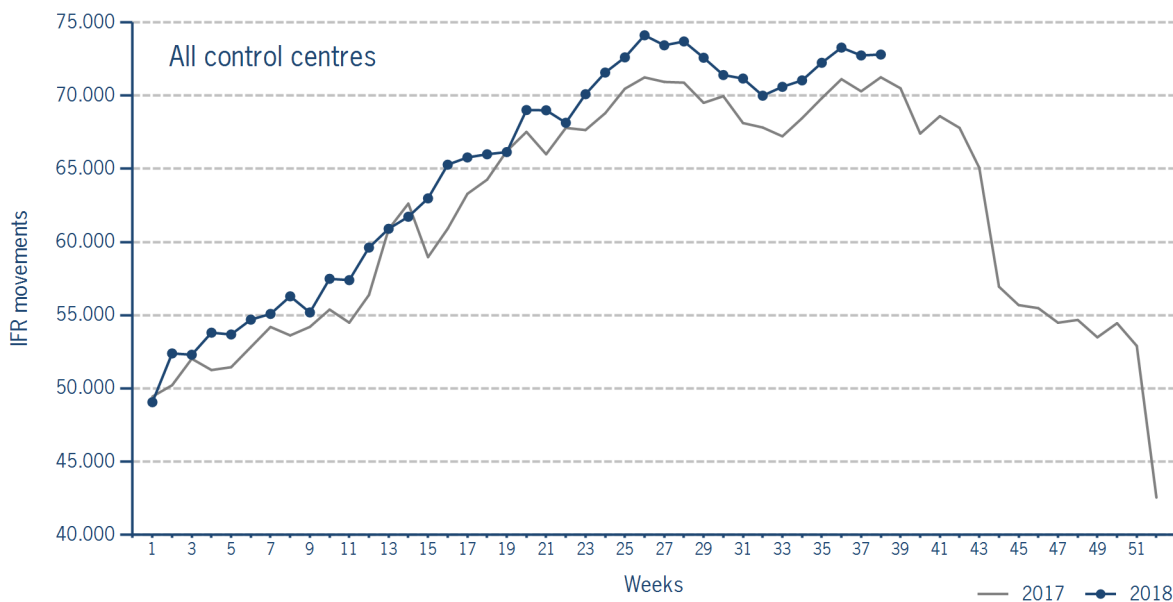
17 SEP 2018 - 23 SEP 2018

Version 27.09.2018

IFR flights in the Federal Republic of Germany

IFR movements (entries, exits, overflights and domestics) in all control sectors with a German designator.

	2018	2017	Trend
Week 38	72.815	71.260	2,2%
Cumulated Weeks	2.465.560	2.387.649	3,3%

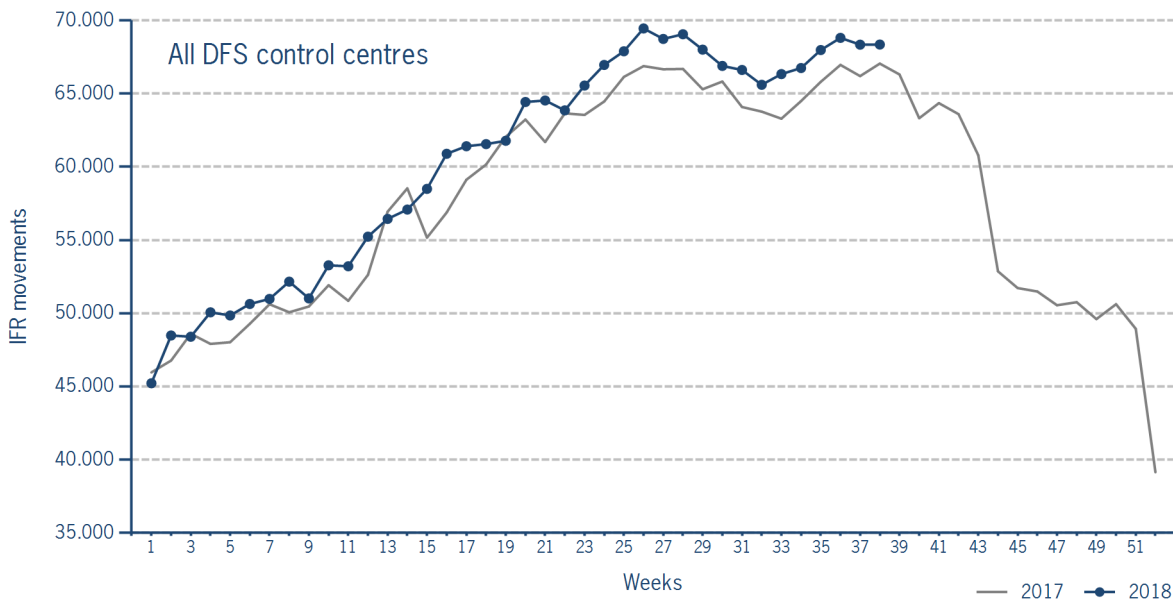


Please note: This count covers the traffic in the area build by all control sectors with a German designator („ED“), regardless of the service provider, including civil and military traffic in sectors controlled by DFS and Maastricht UAC (Maastricht-Hannover sectors). The area counted is composed of modular control sectors designed for ATC purposes with partly cross border structures and is therefore not identical to the political border of the Federal Republic of Germany or the national Flight Information Region (FIR).

IFR flights controlled by DFS

IFR movements (entries, exits, overflights and domestics) in control sectors controlled by DFS.

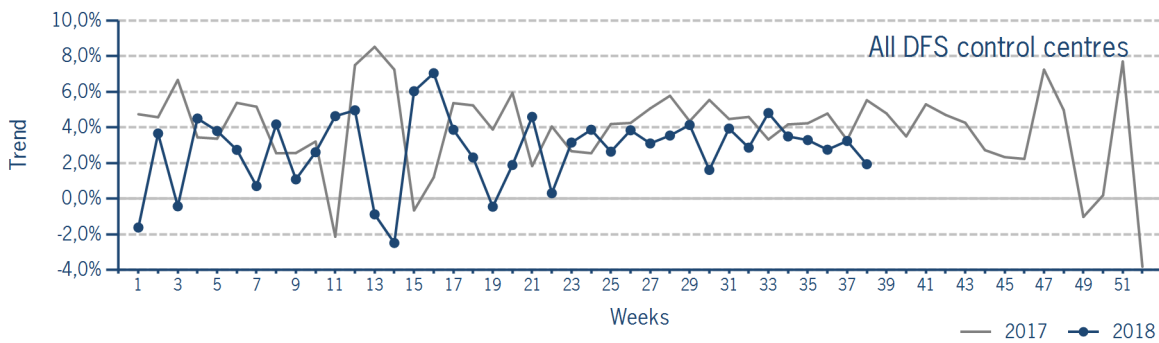
	2018	2017	Trend
Week 38	68.362	67.059	1,9%
Cumulated Weeks	2.300.457	2.237.757	2,8%



Please note: This count covers the traffic in the area build by control sectors of DFS control centres, including civil and military traffic. Traffic in Maastricht UAC (Maastricht-Hannover sectors) is not counted.

IFR flights controlled by DFS - trend

Trend in the number of IFR movements (entries, exits, overflights and domestics) in control sectors controlled by DFS.

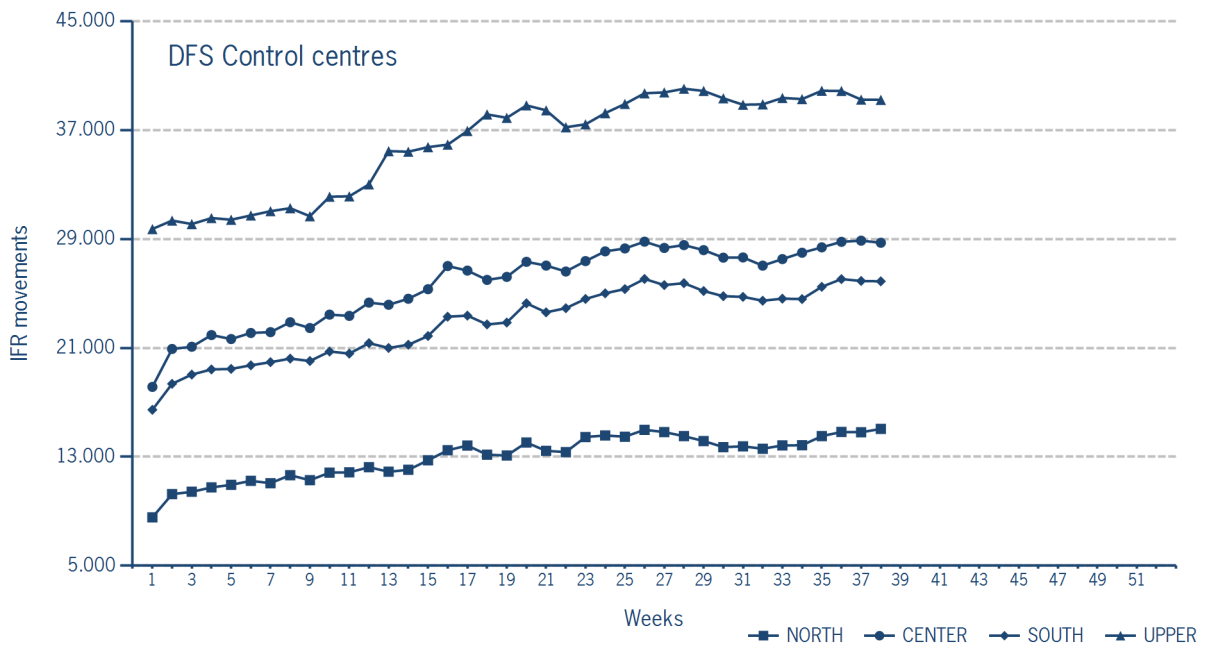


IFR flights controlled by DFS - in detail

IFR movements (entries, exits, overflights and domestics) controlled by DFS at the different control centres.

	NORTH	CENTER	SOUTH	UPPER
Week 38	15.049	28.724	25.890	39.221
Trend	0,9%	2,1%	4,3%	-3,5%
Cumulated Weeks	493.164	975.727	867.606	1.370.019
Trend	-0,7%	4,0%	4,5%	-0,3%

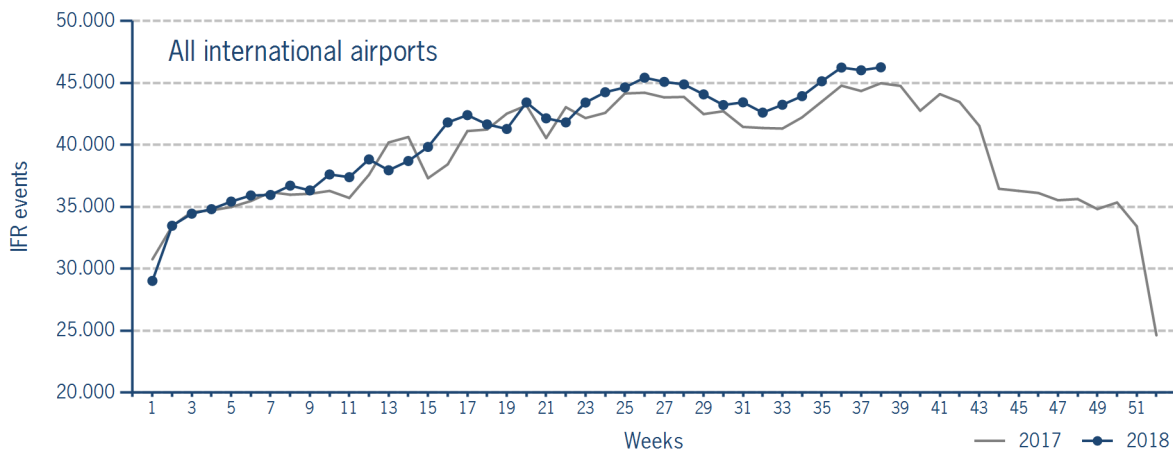
Please note: The trend numbers compare counts of the airspaces in their current configuration to the count of the same airspace in 2017.



IFR flights at international German airports

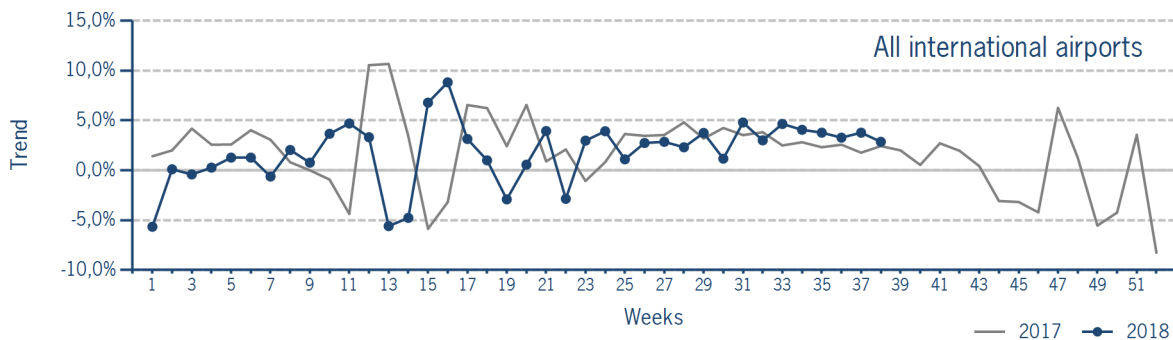
IFR events (take-offs and landings) at the international DFS towers in the Federal Republic of Germany.

	2018	2017	Trend
Week 38	46.263	44.977	2,9%
Cumulated Weeks	1.548.863	1.519.940	1,9%



IFR flights at international German airports - trend

Trend in the number of IFR events (take-offs and landings) at the international DFS towers in the Federal Republic of Germany.



IFR flights at international German airports - airport category

IFR events (take-offs and landings) at the international DFS towers in the Federal Republic of Germany differentiated by Hub Gateways (HUB), International Access Airports 1 (IAA1) and International Access Airports 2 (IAA2).

	HUB	IAA1	IAA2
Week 38	24.156	20.084	2.023
Trend	1,6%	4,0%	6,8%
Cumulated Weeks	831.303	653.677	63.883
Trend	2,2%	1,5%	1,9%

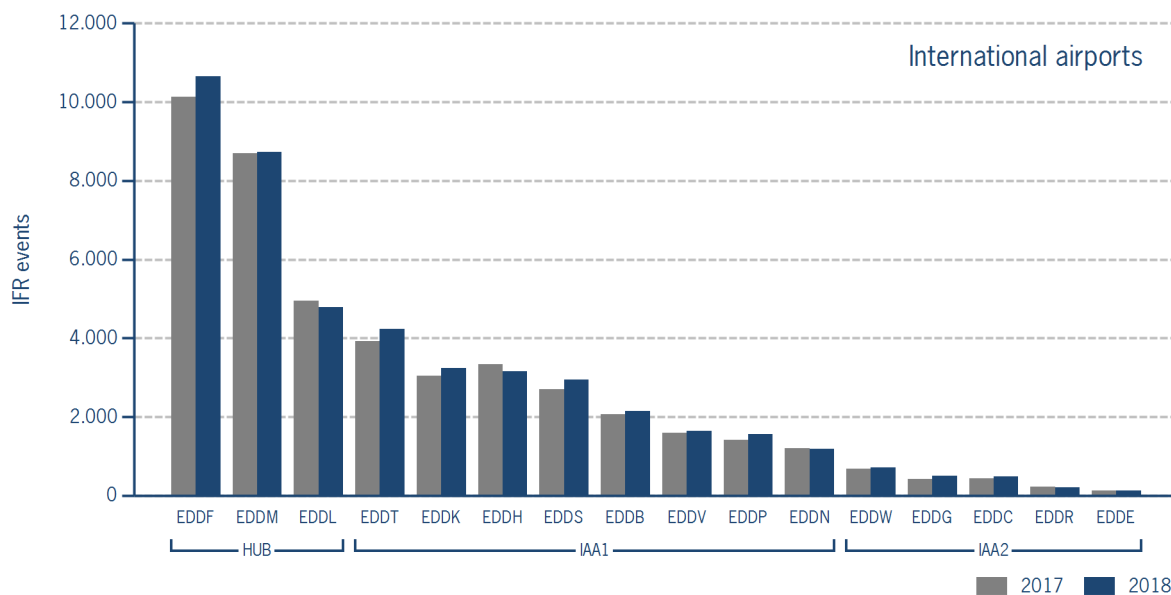
IFR flights at international German airports - in detail

IFR events (take-offs and landings) at the different international DFS towers in the Federal Republic of Germany.

		Week 38	Trend	Week 1 - 38	Trend
HUB					
EDDF	Frankfurt/Main	10.648	5,1%	375.008	7,8%
EDDL	Düsseldorf	4.785	-3,5%	157.426	-6,4%
EDDM	München	8.723	0,4%	298.869	0,6%

		Week 38	Trend	Week 1 - 38	Trend
IAA1					
EDDB	Berlin-Schönefeld	2.140	3,6%	74.079	0,8%
EDDH	Hamburg	3.152	-5,7%	107.979	-5,5%
EDDK	Köln/Bonn	3.233	6,0%	104.333	1,6%
EDDN	Nürnberg	1.183	-2,2%	39.870	1,7%
EDDP	Leipzig/Halle	1.560	10,6%	53.964	14,9%
EDDS	Stuttgart	2.943	8,8%	93.996	7,9%
EDDT	Berlin-Tegel	4.228	7,7%	131.549	-2,2%
EDDV	Hannover	1.645	3,2%	47.907	4,3%

		Week 38	Trend	Week 1 - 38	Trend
IAA2					
EDDC	Dresden	489	11,1%	16.085	0,3%
EDDE	Erfurt/Weimar	121	-10,4%	3.995	-3,1%
EDDG	Münster/Osnabrück	495	19,9%	13.964	3,7%
EDDR	Saarbrücken	208	-7,1%	6.854	1,0%
EDDW	Bremen	710	4,0%	22.985	3,1%



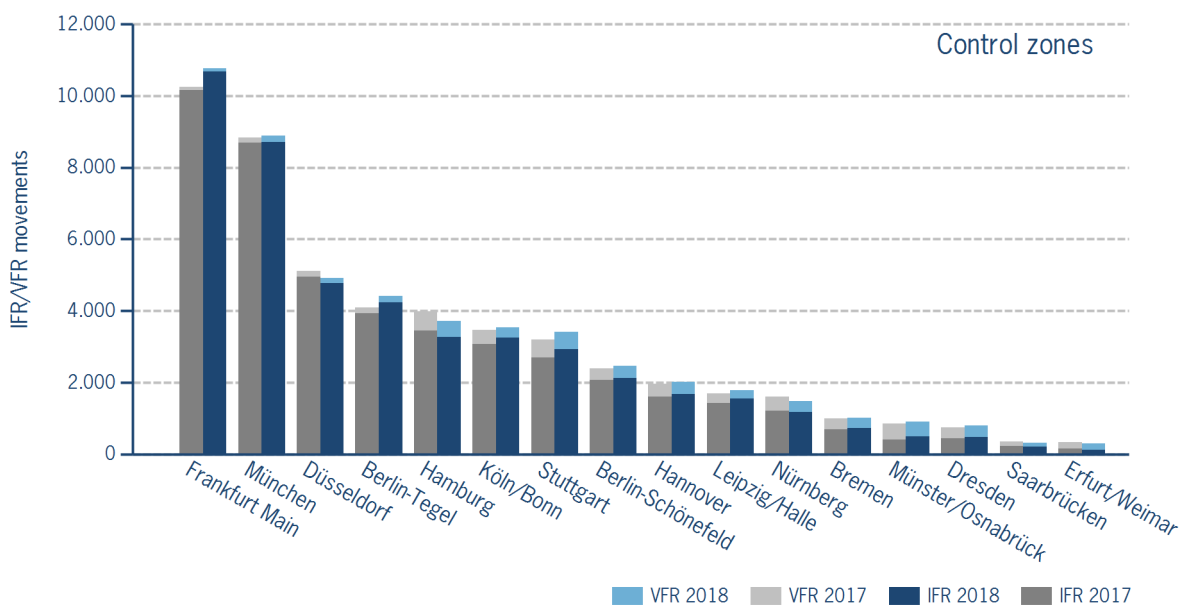
IFR/VFR flights in control zones of DFS towers

IFR/VFR movements (entries, exits, overflights and domestics) at the different control zones of international DFS towers.

	Week 38	Trend	Week 1 - 38	Trend
Berlin-Schönefeld	2.455	2,6%	86.735	2,9%
Berlin-Tegel	4.422	7,9%	138.951	-1,6%
Bremen	1.011	1,3%	34.008	3,3%
Dresden	789	5,8%	28.119	3,7%
Düsseldorf	4.911	-4,1%	163.146	-6,3%
Erfurt/Weimar	291	-12,1%	9.779	-5,1%
Frankfurt Main	10.763	5,0%	378.956	7,8%
Hamburg	3.714	-6,9%	131.040	-3,6%
Hannover	2.016	2,6%	65.370	6,8%
Köln/Bonn	3.543	2,0%	117.202	1,2%
Leipzig/Halle	1.779	5,2%	65.201	11,7%
München	8.889	0,6%	303.458	0,8%
Münster/Osnabrück	899	5,0%	29.220	5,1%
Nürnberg	1.482	-7,1%	51.155	2,4%
Saarbrücken	319	-7,0%	11.364	-1,5%
Stuttgart	3.404	6,2%	107.567	6,8%

Additional information:

Münster reported 28 glider movements for the current week, i.e. 2.218 glider movements for the cumulated year.



IFR flights at regional German airports - in detail

IFR events (take-offs and landings) at the different regional towers in the Federal Republic of Germany with control zone and barely any PPR.

	2018	2017	Trend
Week 38	3.657	3.995	-8,5%
Cumulated Weeks	124.256	119.219	4,2%

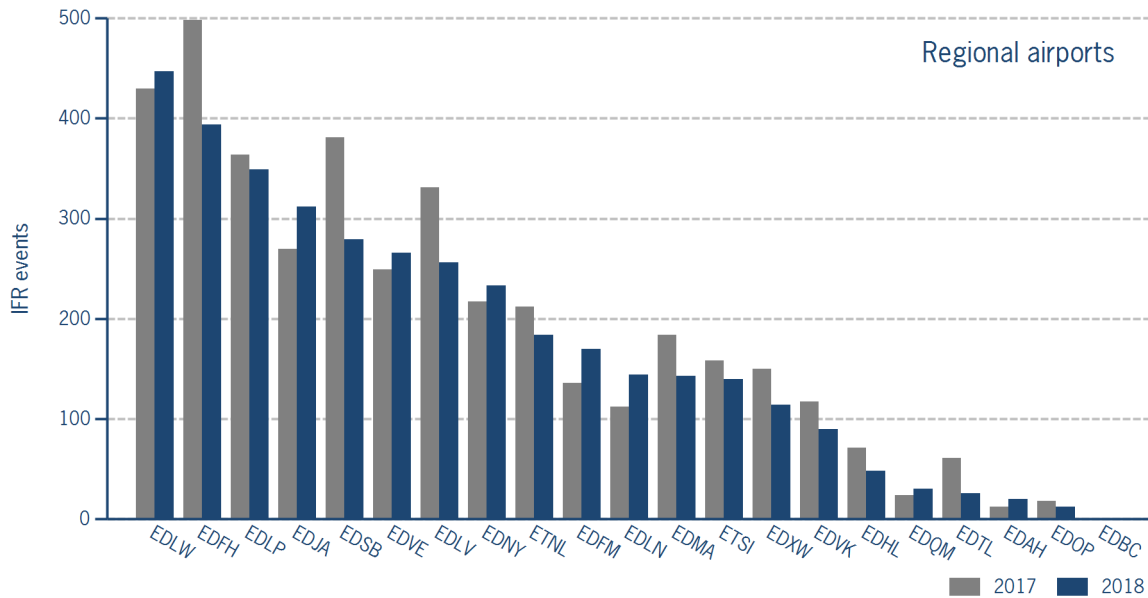
	Week 38	Trend	Week 1 - 38	Trend
EDAH Heringsdorf	20	66,7%	690	-2,7%
EDBC Magdeburg/Cochstedt	0	N/A	1	-75,0%
EDFH Frankfurt-Hahn	394	-20,9%	14.837	-2,9%
EDFM Mannheim City	170	25,0%	4.930	4,9%
EDHL Lübeck-Blankensee	48	-32,4%	1.950	28,3%
EDJA Memmingen	312	15,6%	10.077	20,5%
EDLN Mönchengladbach	144	28,6%	4.864	13,9%
EDLP Paderborn/Lippstadt	349	-4,1%	10.198	8,5%
EDLV Niederrhein	256	-22,7%	9.342	-3,7%
EDLW Dortmund	447	4,0%	16.322	11,3%
EDMA Augsburg	143	-22,3%	5.107	-1,6%
EDNY Friedrichshafen	233	7,4%	7.638	0,8%
EDOP Schwerin-Parchim	12	-33,3%	413	-49,2%
EDQM Hof-Plauen	30	25,0%	1.047	-9,2%
EDSB Karlsruhe/Baden-Baden	279	-26,8%	9.222	-5,0%
EDTL Lahr	26	-57,4%	1.073	-5,5%
EDVE Braunschweig-Wolfsburg	266	6,8%	7.011	-1,6%
EDVK Kassel-Calden	90	-23,1%	3.469	8,1%
EDXW Sylt	114	-24,0%	4.918	5,9%
ETNL Laage	184	-13,2%	7.184	21,5%
ETSI Ingolstadt/Manching	140	-11,4%	3.963	-4,0%

*The value is of limited conclusiveness (OLC).

Please note: The airport Magdeburg-Cochstedt (EDBC) is currently closed.

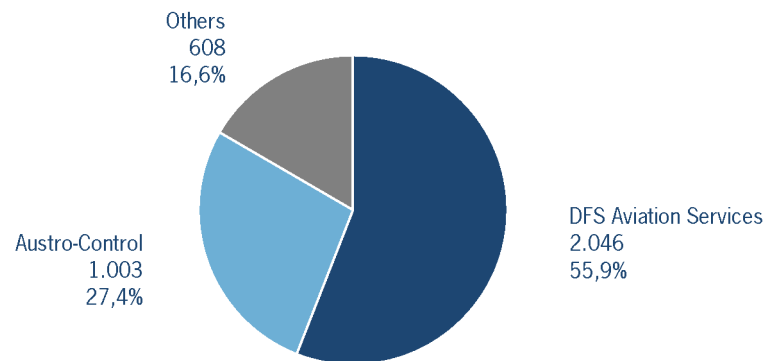
IFR flights at regional German airports - in detail

IFR events (take-offs and landings) at the different regional towers in the Federal Republic of Germany with control zone and barely any PPR.



IFR flights at regional German airports - air traffic service providers

Percentage of IFR events (take-offs and landings) at the regional towers in the Federal Republic of Germany differentiated between DFS Aviation Services, Austro Control and other providers.



- DFS Aviation Services: Dortmund (EDLW), Friedrichshafen (EDNY), Karlsruhe/Baden-Baden (EDSB), Lahr (EDTL), Magdeburg/Cochstedt (EDBC), Memmingen (EDJA), Mönchengladbach (EDLN), Niederrhein (EDLV), Paderborn/Lippstadt (EDLP)
- Austro Control: Augsburg (EDMA), Braunschweig-Wolfsburg (EDVE), Frankfurt-Hahn (EDFH), Heringsdorf (EDAH), Hof-Plauen (EDQM), Kassel-Calden (EDVK), Lübeck-Blankensee (EDHL), Schwerin-Parchim (EDOP)
- Others: Ingolstadt/Manching (ETSI), Laage (ETNL), Mannheim City (EDFM), Sylt (EDXW)

ATFM Arrival Delay

(Data Source: NM statistics, DFS LIZ)

ATFM Arrival Delay with reference to the relevant airport, in minutes per IFR arrival.

ATFM Arrival Delay:

sum of all arrival ATFM delay divided by the sum of all inbound flights for the particular traffic volume

Airports		ATC Delay [min/arrival]	non ATC Delay [min/arrival]	
	All Airports	0,0429	0,4999	
EDDL	Düsseldorf	0	1,6331	
EDDW	Bremen	1,4067	0	
EDDT	Berlin-Tegel	0	1,3862	
EDDK	Köln/Bonn	0	0,7310	
EDDS	Stuttgart	0,1806	0,3221	
EDDF	Frankfurt/Main	0,0173	0,3686	
EDDP	Leipzig/Halle	0	0,2251	
EDDM	München	0	0,2158	
EDDH	Hamburg	0,0825	0	

Please note: The ATFM delay data are provided by NM statistics. Due to internal distribution of the ATFM delay, data are modified by CC/FC and TWR/M. The inbound flight information is based on LIZ statistics.

All Airports means all international German airports: Berlin-Schönefeld (EDDB), Berlin-Tegel (EDDT), Bremen (EDDW), Dresden (EDDC), Düsseldorf (EDDL), Erfurt/Weimar (EDDE), Frankfurt/Main (EDDF), Hamburg (EDDH), Hannover (EDDV), Köln/Bonn (EDDK), Leipzig/Halle (EDDP), München (EDDM), Münster/Osnabrück (EDDG), Nürnberg (EDDN), Saarbrücken (EDDR), Stuttgart (EDDS)