



LIZ Bulletin

DFS Situation and Information Centre

Week 37

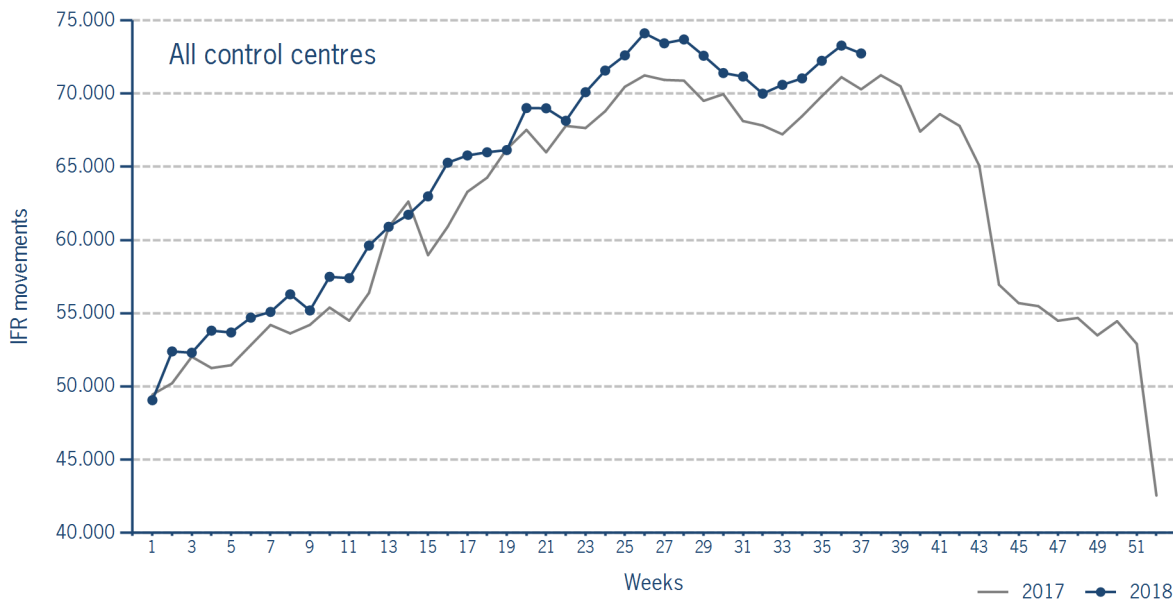
10 SEP 2018 - 16 SEP 2018

Version 18.09.2018

IFR flights in the Federal Republic of Germany

IFR movements (entries, exits, overflights and domestics) in all control sectors with a German designator.

	2018	2017	Trend
Week 37	72.753	70.301	3,5%
Cumulated Weeks	2.392.745	2.316.389	3,3%

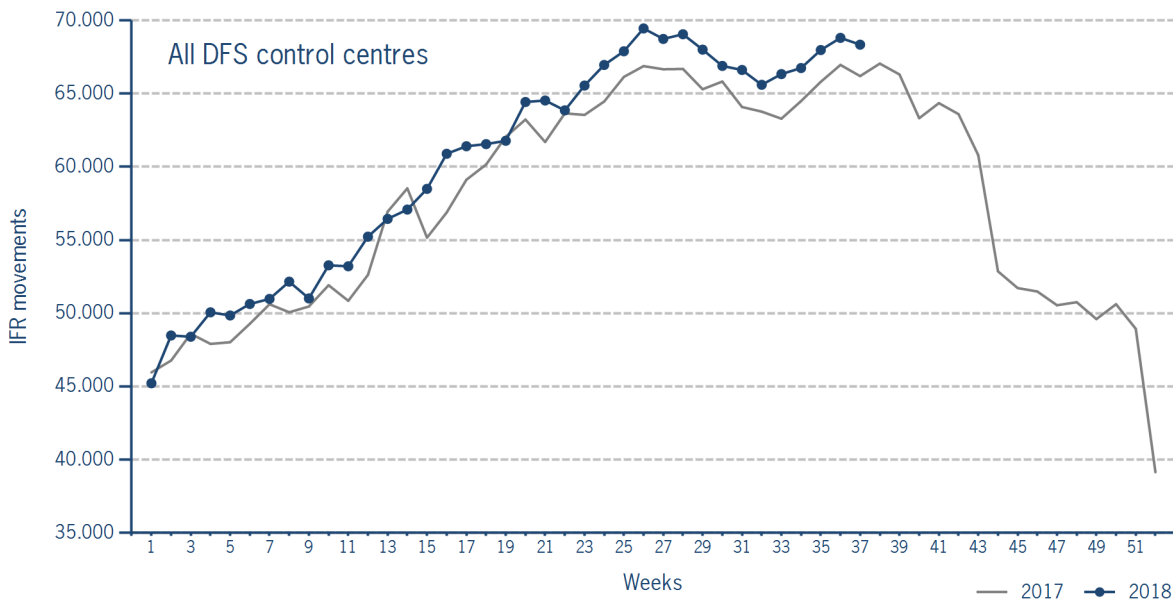


Please note: This count covers the traffic in the area build by all control sectors with a German designator („ED“), regardless of the service provider, including civil and military traffic in sectors controlled by DFS and Maastricht UAC (Maastricht-Hannover sectors). The area counted is composed of modular control sectors designed for ATC purposes with partly cross border structures and is therefore not identical to the political border of the Federal Republic of Germany or the national Flight Information Region (FIR).

IFR flights controlled by DFS

IFR movements (entries, exits, overflights and domestics) in control sectors controlled by DFS.

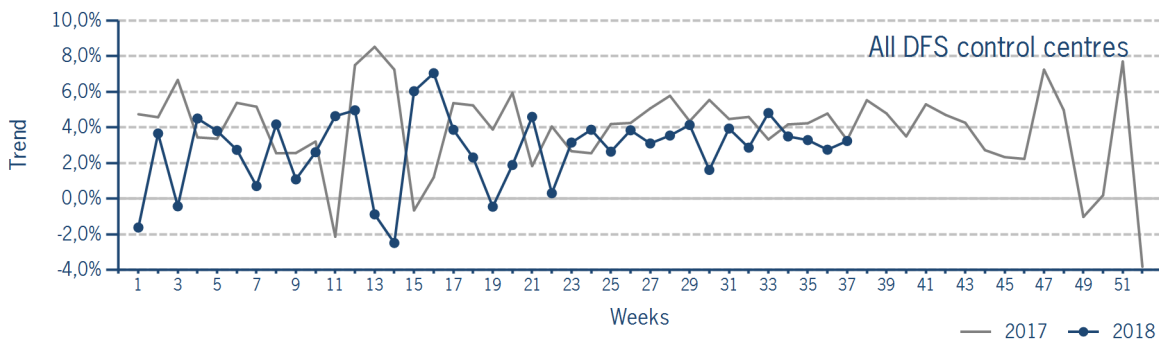
	2018	2017	Trend
Week 37	68.354	66.204	3,2%
Cumulated Weeks	2.232.095	2.170.698	2,8%



Please note: This count covers the traffic in the area build by control sectors of DFS control centres, including civil and military traffic. Traffic in Maastricht UAC (Maastricht-Hannover sectors) is not counted.

IFR flights controlled by DFS - trend

Trend in the number of IFR movements (entries, exits, overflights and domestics) in control sectors controlled by DFS.

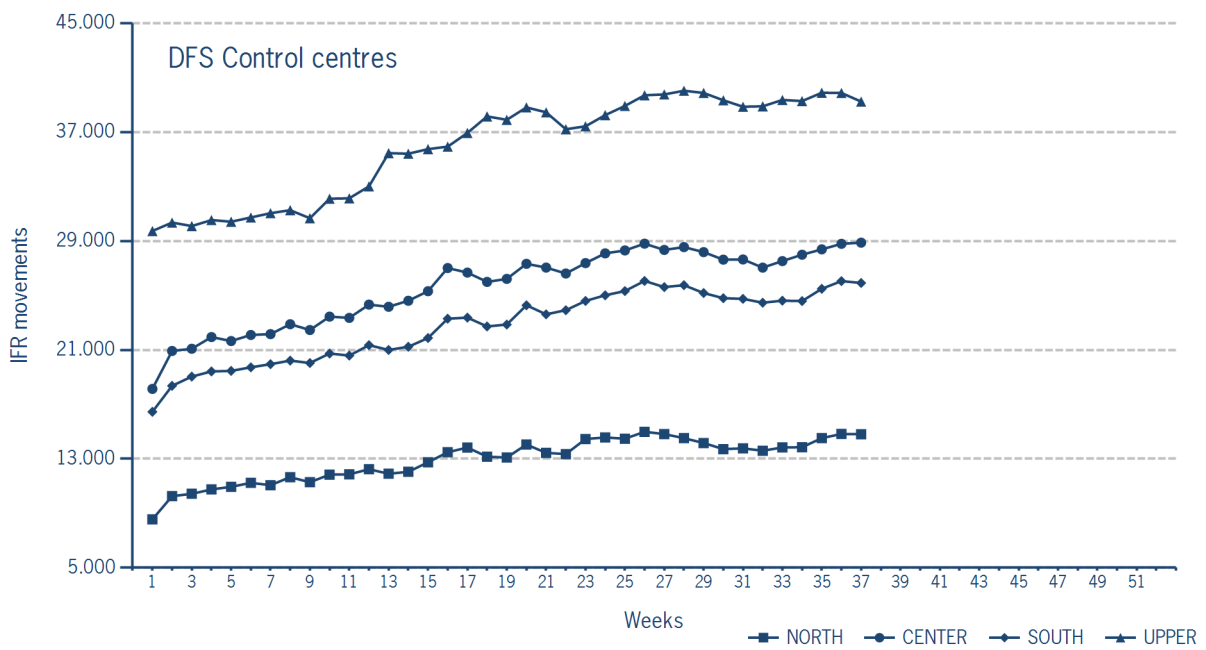


IFR flights controlled by DFS - in detail

IFR movements (entries, exits, overflights and domestics) controlled by DFS at the different control centres.

	NORTH	CENTER	SOUTH	UPPER
Week 37	14.808	28.879	25.918	39.238
Trend	3,6%	4,6%	5,8%	-3,7%
Cumulated Weeks	478.115	947.003	841.716	1.330.798
Trend	-0,7%	4,0%	4,5%	-0,2%

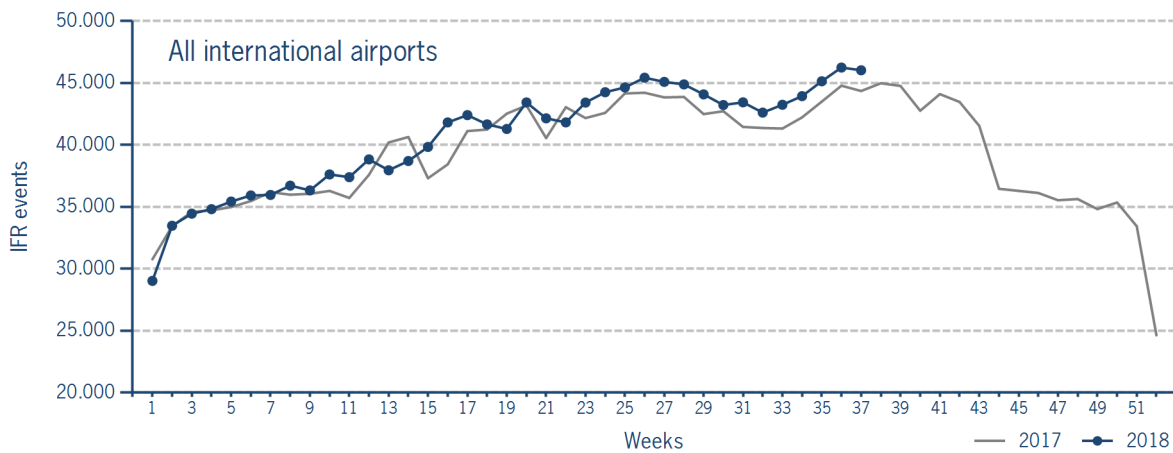
Please note: The trend numbers compare counts of the airspaces in their current configuration to the count of the same airspace in 2017.



IFR flights at international German airports

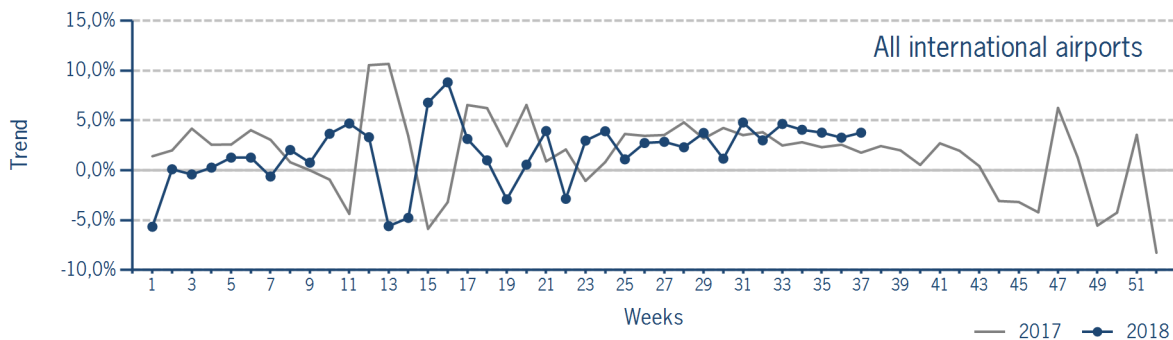
IFR events (take-offs and landings) at the international DFS towers in the Federal Republic of Germany.

	2018	2017	Trend
Week 37	46.025	44.351	3,8%
Cumulated Weeks	1.502.600	1.474.963	1,9%



IFR flights at international German airports - trend

Trend in the number of IFR events (take-offs and landings) at the international DFS towers in the Federal Republic of Germany.



IFR flights at international German airports - airport category

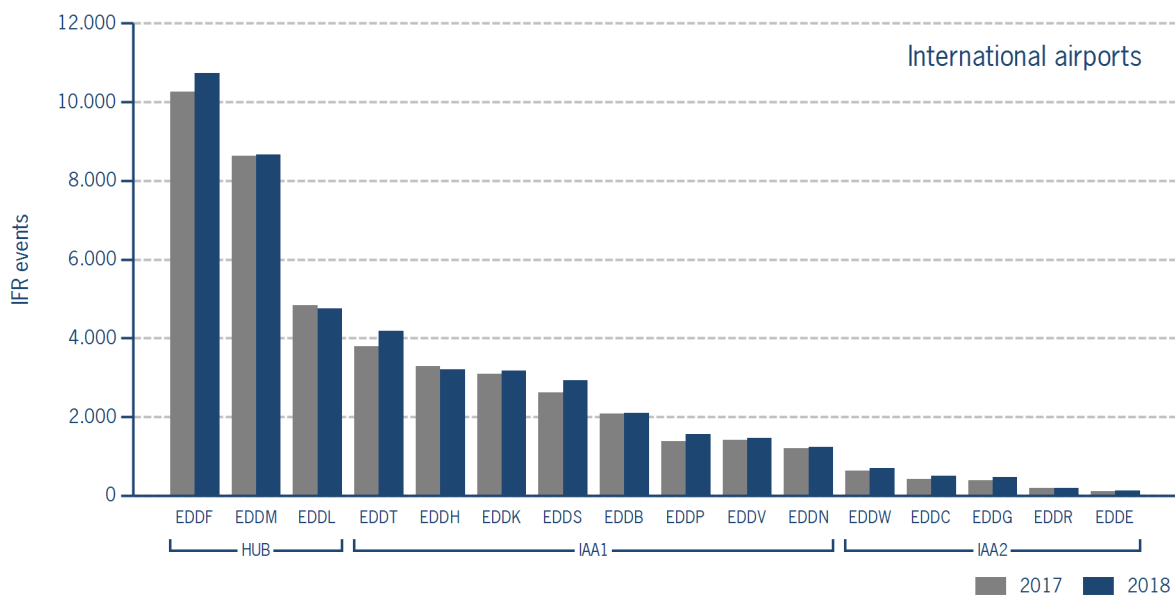
IFR events (take-offs and landings) at the international DFS towers in the Federal Republic of Germany differentiated by Hub Gateways (HUB), International Access Airports 1 (IAA1) and International Access Airports 2 (IAA2).

	HUB	IAA1	IAA2
Week 37	24.167	19.863	1.995
Trend	1,9%	5,2%	13,8%
Cumulated Weeks	807.147	633.593	61.860
Trend	2,3%	1,4%	1,7%

IFR flights at international German airports - in detail

IFR events (take-offs and landings) at the different international DFS towers in the Federal Republic of Germany.

		Week 37	Trend	Week 1 - 37	Trend
HUB					
EDDF	Frankfurt/Main	10.737	4,6%	364.360	7,9%
EDDL	Düsseldorf	4.760	-1,4%	152.641	-6,5%
EDDM	München	8.670	0,5%	290.146	0,7%
IAA1					
EDDB	Berlin-Schönefeld	2.092	0,5%	71.939	0,7%
EDDH	Hamburg	3.214	-2,3%	104.827	-5,5%
EDDK	Köln/Bonn	3.175	2,4%	101.100	1,4%
EDDN	Nürnberg	1.229	1,7%	38.687	1,9%
EDDP	Leipzig/Halle	1.567	13,7%	52.404	15,0%
EDDS	Stuttgart	2.932	12,2%	91.053	7,9%
EDDT	Berlin-Tegel	4.184	10,1%	127.321	-2,5%
EDDV	Hannover	1.470	4,3%	46.262	4,3%
IAA2					
EDDC	Dresden	503	17,8%	15.596	0,0%
EDDE	Erfurt/Weimar	122	13,0%	3.874	-2,8%
EDDG	Münster/Osnabrück	476	21,1%	13.469	3,2%
EDDR	Saarbrücken	199	5,9%	6.646	1,3%
EDDW	Bremen	695	9,1%	22.275	3,0%



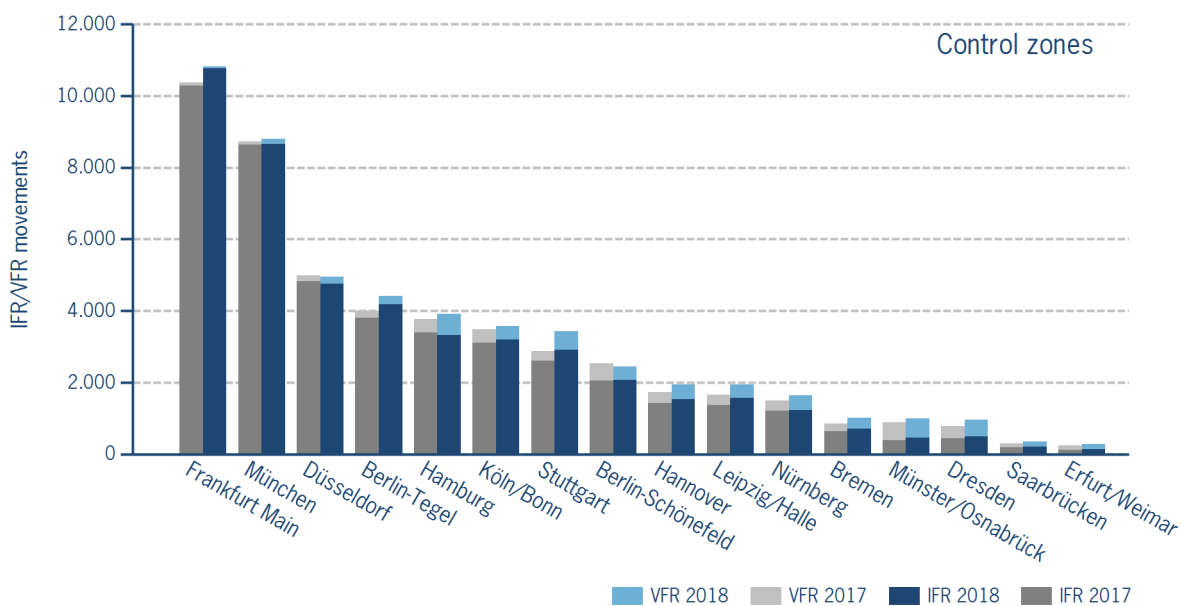
IFR/VFR flights in control zones of DFS towers

IFR/VFR movements (entries, exits, overflights and domestics) at the different control zones of international DFS towers.

	Week 37	Trend	Week 1 - 37	Trend
Berlin-Schönefeld	2.450	-3,5%	84.280	2,9%
Berlin-Tegel	4.410	10,1%	134.529	-1,9%
Bremen	1.011	19,1%	32.997	3,3%
Dresden	951	21,3%	27.330	3,7%
Düsseldorf	4.950	-0,8%	158.235	-6,4%
Erfurt/Weimar	273	13,8%	9.488	-4,8%
Frankfurt Main	10.822	4,3%	368.193	7,8%
Hamburg	3.915	4,0%	127.326	-3,5%
Hannover	1.938	12,5%	63.354	6,9%
Köln/Bonn	3.581	2,9%	113.659	1,1%
Leipzig/Halle	1.938	16,7%	63.422	11,9%
München	8.801	0,7%	294.569	0,8%
Münster/Osnabrück	996	12,8%	28.321	5,1%
Nürnberg	1.634	9,7%	49.673	2,7%
Saarbrücken	350	18,6%	11.045	-1,3%
Stuttgart	3.424	19,1%	104.163	6,8%

Additional information:

Münster reported 46 glider movements for the current week, i.e. 2.190 glider movements for the cumulated year.



IFR flights at regional German airports - in detail

IFR events (take-offs and landings) at the different regional towers in the Federal Republic of Germany with control zone and barely any PPR.

	2018	2017	Trend
Week 37	3.760	3.465	8,5%
Cumulated Weeks	120.599	115.224	4,7%

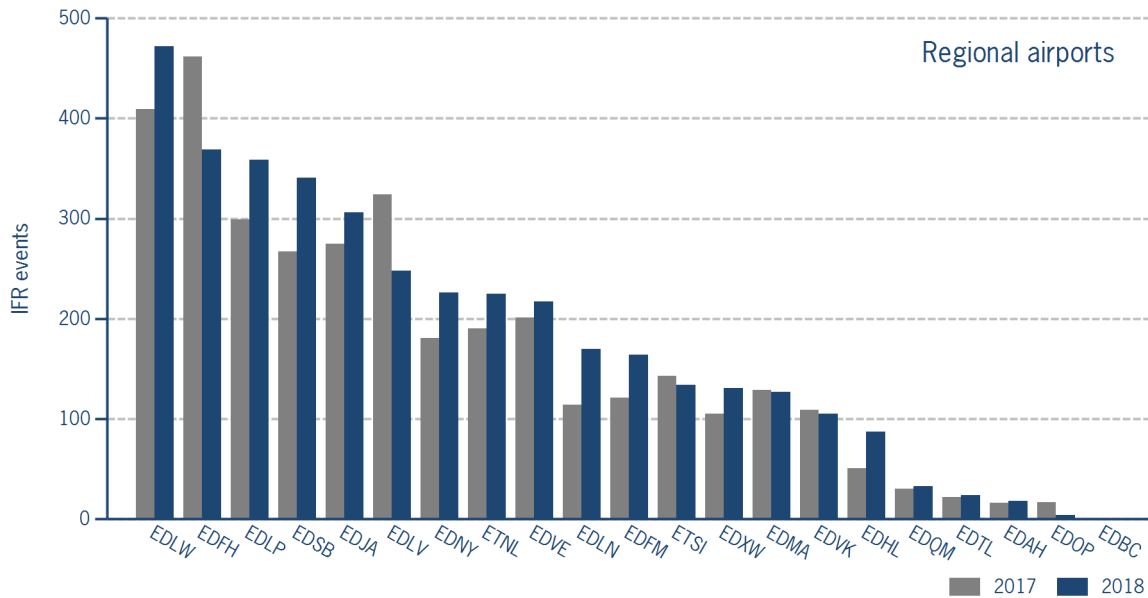
	Week 37	Trend	Week 1 - 37	Trend
EDAH Heringsdorf	18	12,5%	670	-3,9%
EDBC Magdeburg/Cochstedt	0	N/A	1	-75,0%
EDFH Frankfurt-Hahn	369	-20,1%	14.443	-2,3%
EDFM Mannheim City	164	35,5%	4.760	4,3%
EDHL Lübeck-Blankensee	87	70,6%	1.902	31,3%
EDJA Memmingen	306	11,3%	9.765	20,6%
EDLN Mönchengladbach	170	49,1%	4.720	13,5%
EDLP Paderborn/Lippstadt	359	20,1%	9.849	9,0%
EDLV Niederrhein	248	-23,5%	9.086	-3,0%
EDLW Dortmund	472	15,4%	15.875	11,5%
EDMA Augsburg	127	-1,6%	4.964	-0,9%
EDNY Friedrichshafen	226	24,9%	7.405	0,6%
EDOP Schwerin-Parchim	4	-76,5%	401	-49,6%
EDQM Hof-Plauen	33	10,0%	1.017	-9,9%
EDSB Karlsruhe/Baden-Baden	341	27,7%	8.943	-4,1%
EDTL Lahr	24	9,1%	1.047	-2,6%
EDVE Braunschweig-Wolfsburg	217	8,0%	6.745	-1,9%
EDVK Kassel-Calden	105	-3,7%	3.379	9,2%
EDXW Sylt	131	24,8%	4.804	6,9%
ETNL Laage	225	18,4%	7.000	22,8%
ETSI Ingolstadt/Manching	134	-6,3%	3.823	-3,7%

*The value is of limited conclusiveness (OLC).

Please note: The airport Magdeburg-Cochstedt (EDBC) is currently closed.

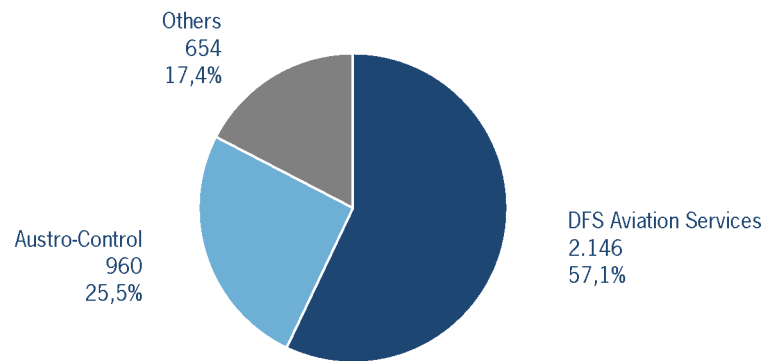
IFR flights at regional German airports - in detail

IFR events (take-offs and landings) at the different regional towers in the Federal Republic of Germany with control zone and barely any PPR.



IFR flights at regional German airports - air traffic service providers

Percentage of IFR events (take-offs and landings) at the regional towers in the Federal Republic of Germany differentiated between DFS Aviation Services, Austro Control and other providers.



- DFS Aviation Services: Dortmund (EDLW), Friedrichshafen (EDNY), Karlsruhe/Baden-Baden (EDSB), Lahr (EDTL), Magdeburg/Cochstedt (EDBC), Memmingen (EDJA), Mönchengladbach (EDLN), Niederrhein (EDLV), Paderborn/Lippstadt (EDLP)
- Austro Control: Augsburg (EDMA), Braunschweig-Wolfsburg (EDVE), Frankfurt-Hahn (EDFH), Heringsdorf (EDAH), Hof-Plauen (EDQM), Kassel-Calden (EDVK), Lübeck-Blankensee (EDHL), Schwerin-Parchim (EDOP)
- Others: Ingolstadt/Manching (ETSI), Laage (ETNL), Mannheim City (EDFM), Sylt (EDXW)

ATFM Arrival Delay

(Data Source: NM statistics, DFS LIZ)

ATFM Arrival Delay with reference to the relevant airport, in minutes per IFR arrival.

ATFM Arrival Delay:

sum of all arrival ATFM delay divided by the sum of all inbound flights for the particular traffic volume

Airports		ATC Delay [min/arrival]	non ATC Delay [min/arrival]	
	All Airports	0,0260	0,2304	
EDDW	Bremen	1,6023	0	
EDDL	Düsseldorf	0	1,1733	
EDDK	Köln/Bonn	0	0,5145	
EDDM	München	0	0,2698	
EDDT	Berlin-Tegel	0	0,2511	
EDDN	Nürnberg	0,0567	0	

Please note: The ATFM delay data are provided by NM statistics. Due to internal distribution of the ATFM delay, data are modified by CC/FC and TWR/M. The inbound flight information is based on LIZ statistics.

All Airports means all international German airports: Berlin-Schönefeld (EDDB), Berlin-Tegel (EDDT), Bremen (EDDW), Dresden (EDDC), Düsseldorf (EDDL), Erfurt/Weimar (EDDE), Frankfurt/Main (EDDF), Hamburg (EDDH), Hannover (EDDV), Köln/Bonn (EDDK), Leipzig/Halle (EDDP), München (EDDM), Münster/Osnabrück (EDDG), Nürnberg (EDDN), Saarbrücken (EDDR), Stuttgart (EDDS)