



LIZ Bulletin

DFS Situation and Information Centre

Week 32

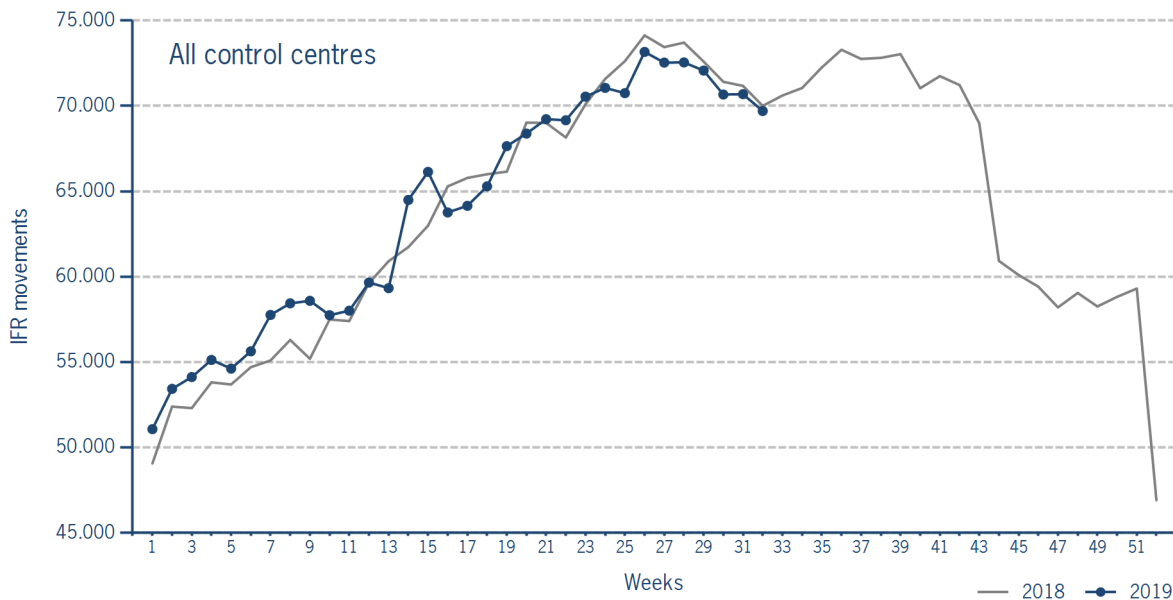
5 AUG 2019 - 11 AUG 2019

Version 14.08.2019

IFR flights in the Federal Republic of Germany

IFR movements (entries, exits, overflights and domestics) in all control sectors with a German designator.

	2019	2018	Trend
Week 32	69.703	70.004	-0,4%
Cumulated Weeks	2.045.434	2.032.796	0,6%

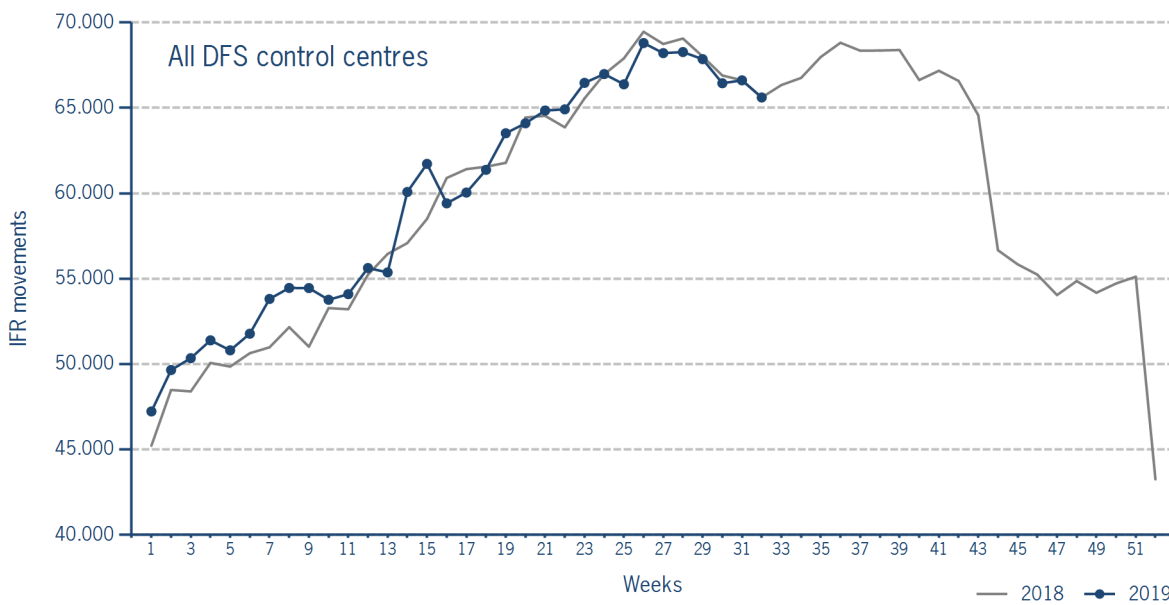


Please note: This count covers the traffic in the area build by all control sectors with a German designator („ED“), regardless of the service provider, including civil and military traffic in sectors controlled by DFS and Maastricht UAC (Maastricht-Hannover sectors). The area counted is composed of modular control sectors designed for ATC purposes with partly cross border structures and is therefore not identical to the political border of the Federal Republic of Germany or the national Flight Information Region (FIR).

IFR flights controlled by DFS

IFR movements (entries, exits, overflights and domestics) in control sectors controlled by DFS.

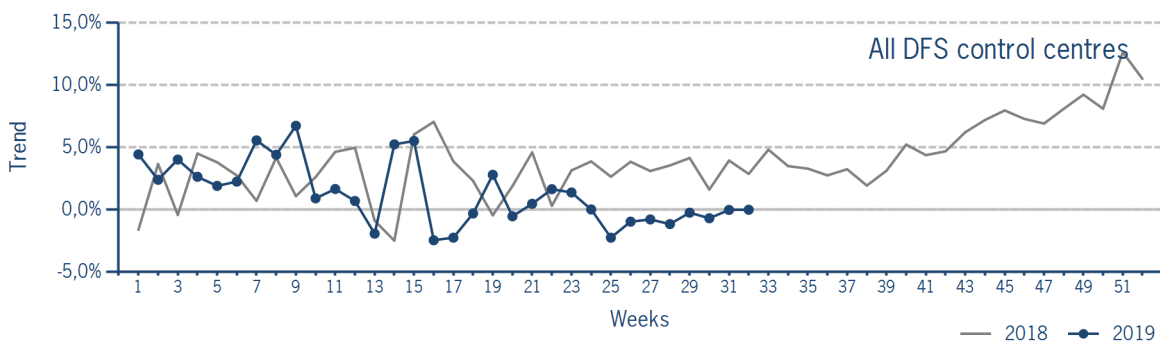
	2019	2018	Trend
Week 32	65.612	65.610	0,0%
Cumulated Weeks	1.914.377	1.893.841	1,1%



Please note: This count covers the traffic in the area build by control sectors of DFS control centres, including civil and military traffic. Traffic in Maastricht UAC (Maastricht-Hannover sectors) is not counted.

IFR flights controlled by DFS - trend

Trend in the number of IFR movements (entries, exits, overflights and domestics) in control sectors controlled by DFS.

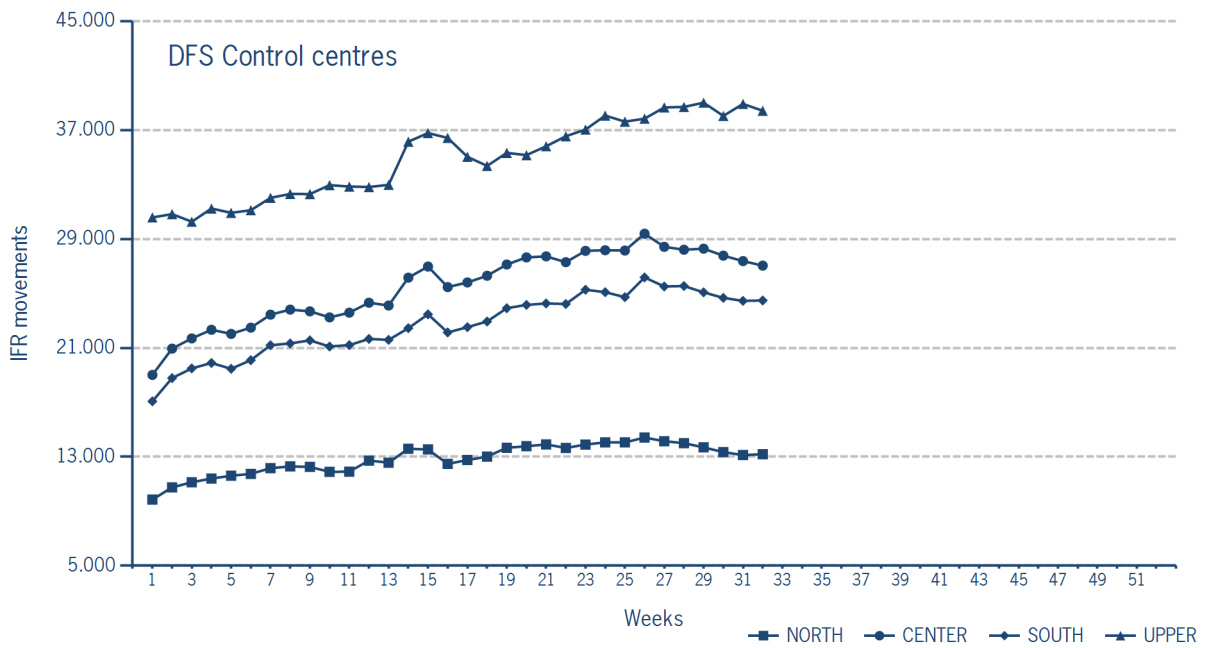


IFR flights controlled by DFS - in detail

IFR movements (entries, exits, overflights and domestics) controlled by DFS at the different control centres.

	NORTH	CENTER	SOUTH	UPPER
Week 32	13.194	27.044	24.483	38.419
Trend	-3,0%	0,0%	0,1%	-1,2%
Cumulated Weeks	410.699	816.197	725.567	1.117.117
Trend	1,1%	1,3%	1,5%	-1,4%

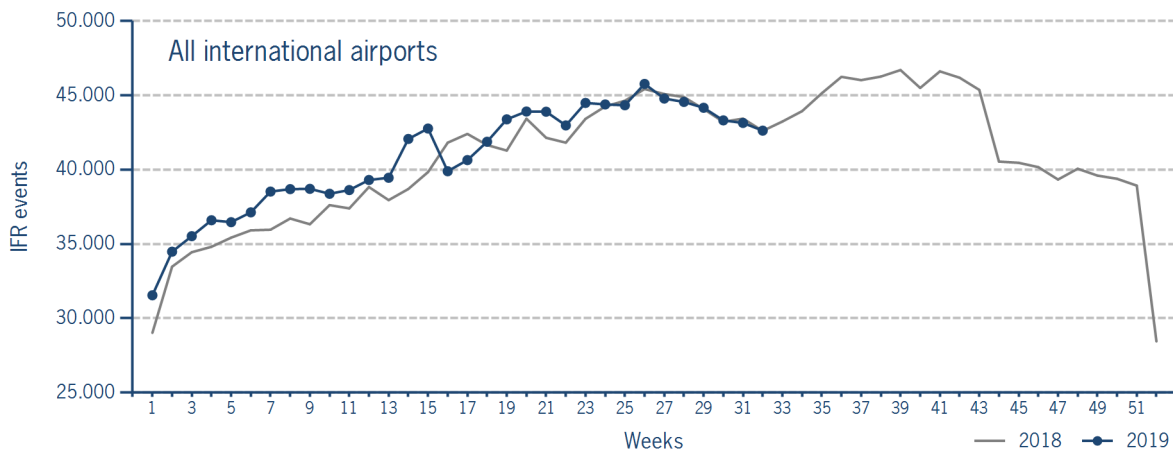
Please note: The trend numbers compare counts of the airspaces in their current configuration to the count of the same airspace in 2018.



IFR flights at international German airports

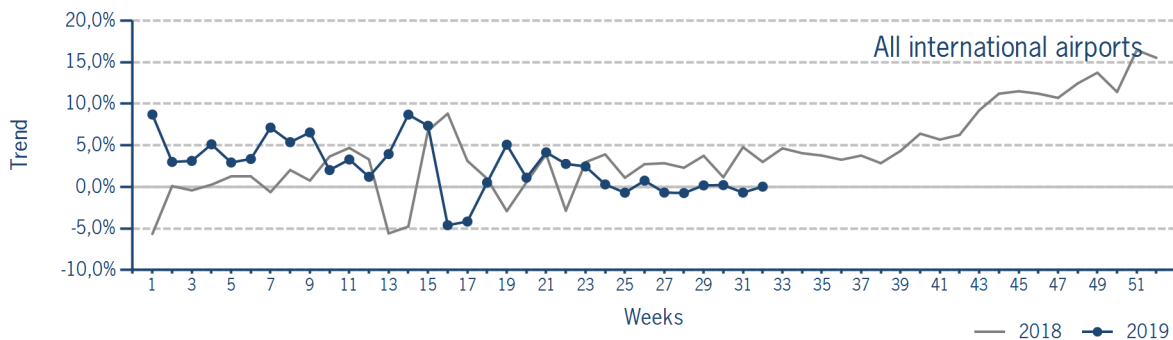
IFR events (take-offs and landings) at the international DFS towers in the Federal Republic of Germany.

	2019	2018	Trend
Week 32	42.626	42.607	0,0%
Cumulated Weeks	1.306.441	1.278.017	2,2%



IFR flights at international German airports - trend

Trend in the number of IFR events (take-offs and landings) at the international DFS towers in the Federal Republic of Germany.



IFR flights at international German airports - airport category

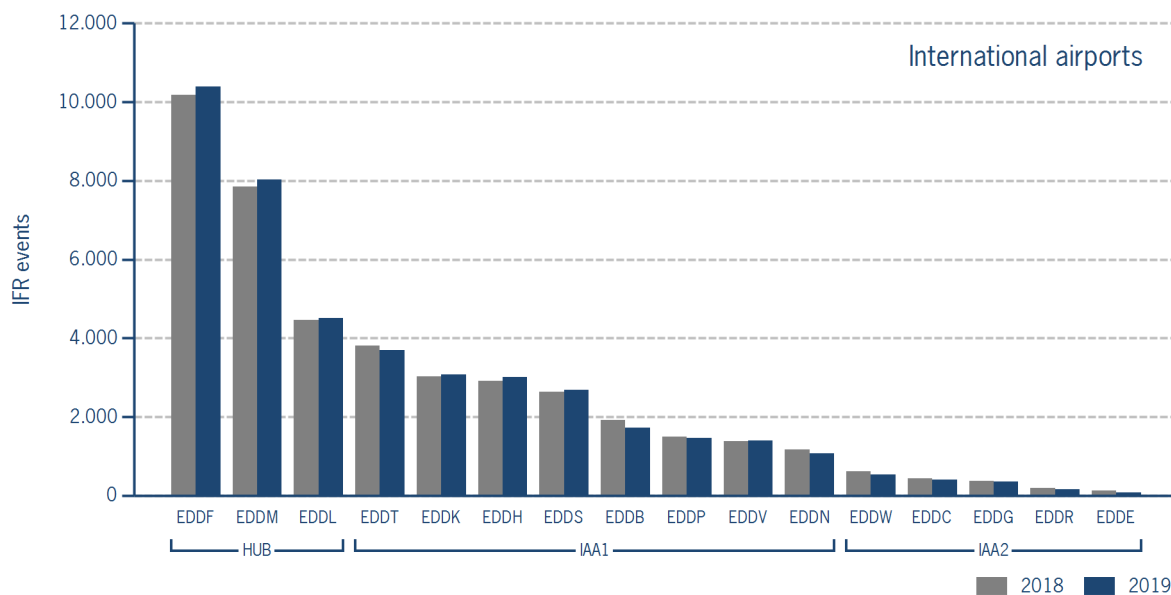
IFR events (take-offs and landings) at the international DFS towers in the Federal Republic of Germany differentiated by Hub Gateways (HUB), International Access Airports 1 (IAA1) and International Access Airports 2 (IAA2).

	HUB	IAA1	IAA2
Week 32	22.941	18.141	1.544
Trend	2,0%	-1,2%	-11,5%
Cumulated Weeks	709.075	548.574	48.792
Trend	3,0%	2,1%	-6,6%

IFR flights at international German airports - in detail

IFR events (take-offs and landings) at the different international DFS towers in the Federal Republic of Germany.

		Week 32	Trend	Week 1 - 32	Trend
HUB					
EDDF	Frankfurt/Main	10.392	2,1%	316.460	1,7%
EDDL	Düsseldorf	4.517	1,1%	138.445	7,2%
EDDM	München	8.032	2,4%	254.170	2,5%
IAA1					
EDDB	Berlin-Schönefeld	1.728	-10,2%	56.536	-8,3%
EDDH	Hamburg	3.008	3,1%	91.667	2,6%
EDDK	Köln/Bonn	3.075	1,4%	85.426	-0,1%
EDDN	Nürnberg	1.075	-8,6%	29.614	-9,1%
EDDP	Leipzig/Halle	1.465	-1,7%	45.883	2,1%
EDDS	Stuttgart	2.693	2,0%	80.818	5,0%
EDDT	Berlin-Tegel	3.700	-2,9%	119.652	11,6%
EDDV	Hannover	1.397	1,3%	38.978	-0,5%
IAA2					
EDDC	Dresden	409	-7,7%	12.466	-5,1%
EDDE	Erfurt/Weimar	86	-31,7%	2.771	-14,2%
EDDG	Münster/Osnabrück	348	-4,4%	11.102	-2,0%
EDDR	Saarbrücken	158	-19,8%	4.695	-16,4%
EDDW	Bremen	543	-11,6%	17.758	-6,1%



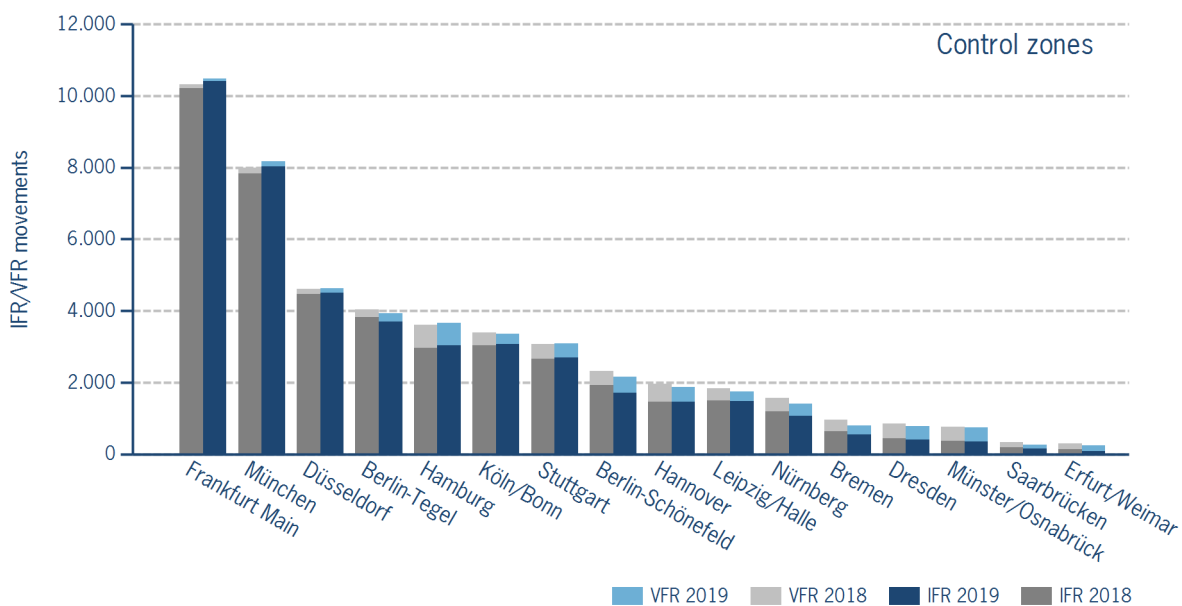
IFR/VFR flights in control zones of DFS towers

IFR/VFR movements (entries, exits, overflights and domestics) at the different control zones of international DFS towers.

	Week 32	Trend	Week 1 - 32	Trend
Berlin-Schönefeld	2.154	-7,0%	66.481	-7,8%
Berlin-Tegel	3.929	-2,8%	124.905	10,3%
Bremen	797	-17,6%	25.808	-7,6%
Dresden	783	-7,2%	21.269	-7,0%
Düsseldorf	4.624	0,3%	142.687	6,5%
Erfurt/Weimar	238	-19,0%	7.778	-2,6%
Frankfurt Main	10.479	1,5%	319.725	1,7%
Hamburg	3.663	1,5%	108.605	0,3%
Hannover	1.879	-3,9%	52.219	-2,6%
Köln/Bonn	3.365	-0,9%	94.588	-1,6%
Leipzig/Halle	1.747	-4,6%	54.403	0,3%
München	8.174	2,3%	258.025	2,5%
Münster/Osnabrück	736	-3,0%	22.782	-5,1%
Nürnberg	1.411	-9,7%	38.809	-7,2%
Saarbrücken	252	-25,9%	7.569	-18,0%
Stuttgart	3.084	0,1%	90.909	3,2%

Additional information:

Münster reported 18 glider movements for the current week, i.e. 2.568 glider movements for the cumulated year.



IFR flights at regional German airports - in detail

IFR events (take-offs and landings) at the different regional towers in the Federal Republic of Germany with control zone and barely any PPR.

	2019	2018	Trend
Week 32	3.146	3.169	-0,7%
Cumulated Weeks	99.590	102.834	-3,2%

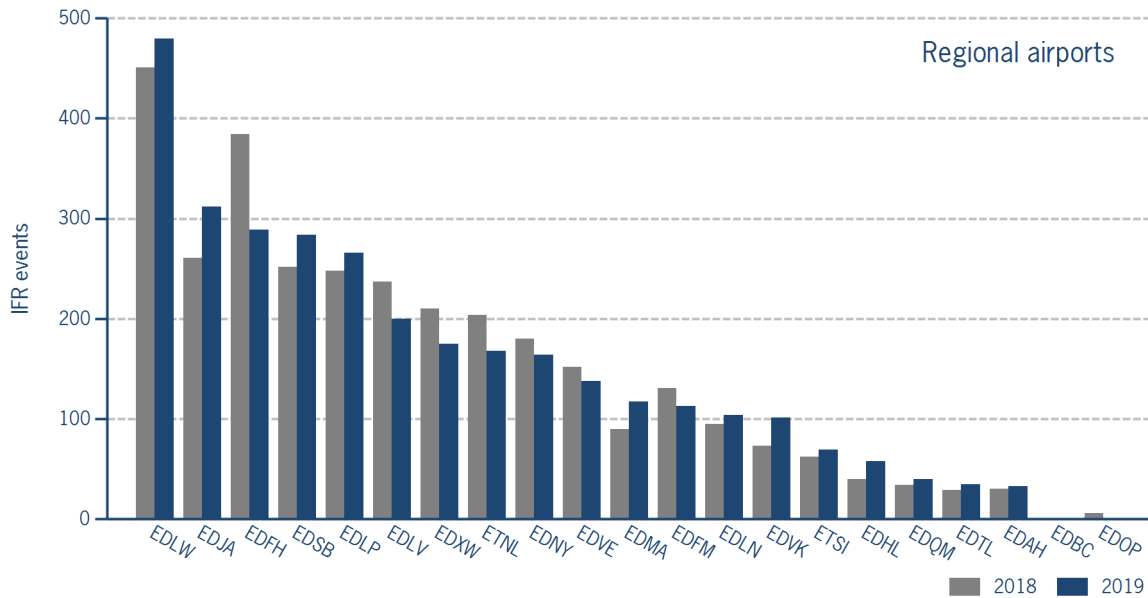
	Week 32	Trend	Week 1 - 32	Trend
EDAH Heringsdorf	33	10,0%	544	-2,3%
EDBC Magdeburg/Cochstedt	0	N/A	1	0,0%
EDFH Frankfurt-Hahn	289	-24,7%	10.216	-18,3%
EDFM Mannheim City	113	-13,7%	4.161	3,0%
EDHL Lübeck-Blankensee	58	45,0%	1.691	6,4%
EDJA Memmingen	312	19,5%	9.600	16,2%
EDLN Mönchengladbach	104	9,5%	3.922	-2,4%
EDLP Paderborn/Lippstadt	266	7,3%	8.115	-1,5%
EDLV Niederrhein	200	-15,6%	5.862	-24,6%
EDLW Dortmund	480	6,4%	14.480	7,3%
EDMA Augsburg	117	30,0%	4.322	-0,1%
EDNY Friedrichshafen	164	-8,9%	6.643	3,8%
EDOP Schwerin-Parchim	0	-100,0%	24	-93,6%
EDQM Hof-Plauen	40	17,6%	964	11,8%
EDSB Karlsruhe/Baden-Baden	284	12,7%	7.551	0,1%
EDTL Lahr	35	20,7%	923	-1,6%
EDVE Braunschweig-Wolfsburg	138	-9,2%	5.528	-4,8%
EDVK Kassel-Calden	101	38,4%	2.853	-0,6%
EDXW Sylt	175	-16,7%	3.736	-5,9%
ETNL Laage	168	-17,6%	5.165	-12,6%
ETSI Ingolstadt/Manching	69	11,3%	3.289	-2,1%

*The value is of limited conclusiveness (OLC).

Please note: The airport Magdeburg-Cochstedt (EDBC) is currently closed.

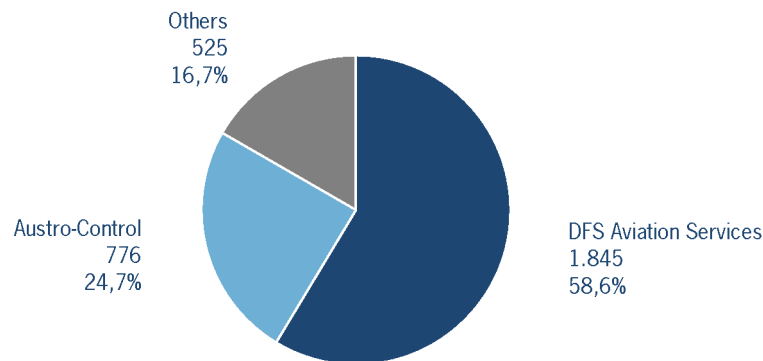
IFR flights at regional German airports - in detail

IFR events (take-offs and landings) at the different regional towers in the Federal Republic of Germany with control zone and barely any PPR.



IFR flights at regional German airports - air traffic service providers

Percentage of IFR events (take-offs and landings) at the regional towers in the Federal Republic of Germany differentiated between DFS Aviation Services, Austro Control and other providers.



- DFS Aviation Services: Dortmund (EDLW), Friedrichshafen (EDNY), Karlsruhe/Baden-Baden (EDSB), Lahr (EDTL), Magdeburg/Cochstedt (EDBC), Memmingen (EDJA), Mönchengladbach (EDLN), Niederrhein (EDLV), Paderborn/Lippstadt (EDLP)
- Austro Control: Augsburg (EDMA), Braunschweig-Wolfsburg (EDVE), Frankfurt-Hahn (EDFH), Heringsdorf (EDAH), Hof-Plauen (EDQM), Kassel-Calden (EDVK), Lübeck-Blankensee (EDHL), Schwerin-Parchim (EDOP)
- Others: Ingolstadt/Manching (ETSI), Laage (ETNL), Mannheim City (EDFM), Sylt (EDXW)

ATFM Arrival Delay

(Data Source: NM statistics, DFS LIZ)

ATFM Arrival Delay with reference to the relevant airport, in minutes per IFR arrival.

ATFM Arrival Delay:

sum of all arrival ATFM delay divided by the sum of all inbound flights for the particular traffic volume

Airports		ATC Delay [min/arrival]	non ATC Delay [min/arrival]	
	All Airports	0,0147	0,7104	
EDDF	Frankfurt/Main	0	2,0310	
EDDW	Bremen	1,1418	0	
EDDK	Köln/Bonn	0	0,7528	
EDDP	Leipzig/Halle	0	0,7143	
EDDS	Stuttgart	0	0,4516	
EDDL	Düsseldorf	0	0,4440	
EDDM	München	0	0,3060	
EDDH	Hamburg	0	0,0558	

Please note: The ATFM delay data are provided by NM statistics. Due to internal distribution of the ATFM delay, data are modified by CC/FC and TWR/M. The inbound flight information is based on LIZ statistics.

All Airports means all international German airports: Berlin-Schönefeld (EDDB), Berlin-Tegel (EDDT), Bremen (EDDW), Dresden (EDDC), Düsseldorf (EDDL), Erfurt/Weimar (EDDE), Frankfurt/Main (EDDF), Hamburg (EDDH), Hannover (EDDV), Köln/Bonn (EDDK), Leipzig/Halle (EDDP), München (EDDM), Münster/Osnabrück (EDDG), Nürnberg (EDDN), Saarbrücken (EDDR), Stuttgart (EDDS)