



LIZ Bulletin

DFS Situation and Information Centre

Week 32

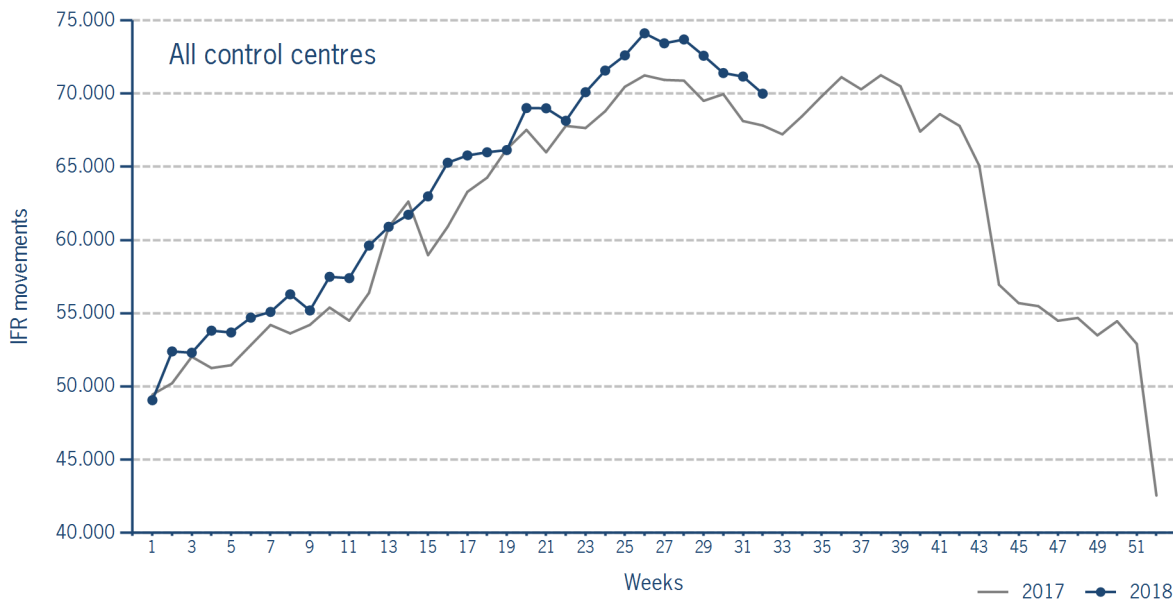
6 AUG 2018 - 12 AUG 2018

Version 14.08.2018

IFR flights in the Federal Republic of Germany

IFR movements (entries, exits, overflights and domestics) in all control sectors with a German designator.

	2018	2017	Trend
Week 32	70.004	67.828	3,2%
Cumulated Weeks	2.032.796	1.969.436	3,2%

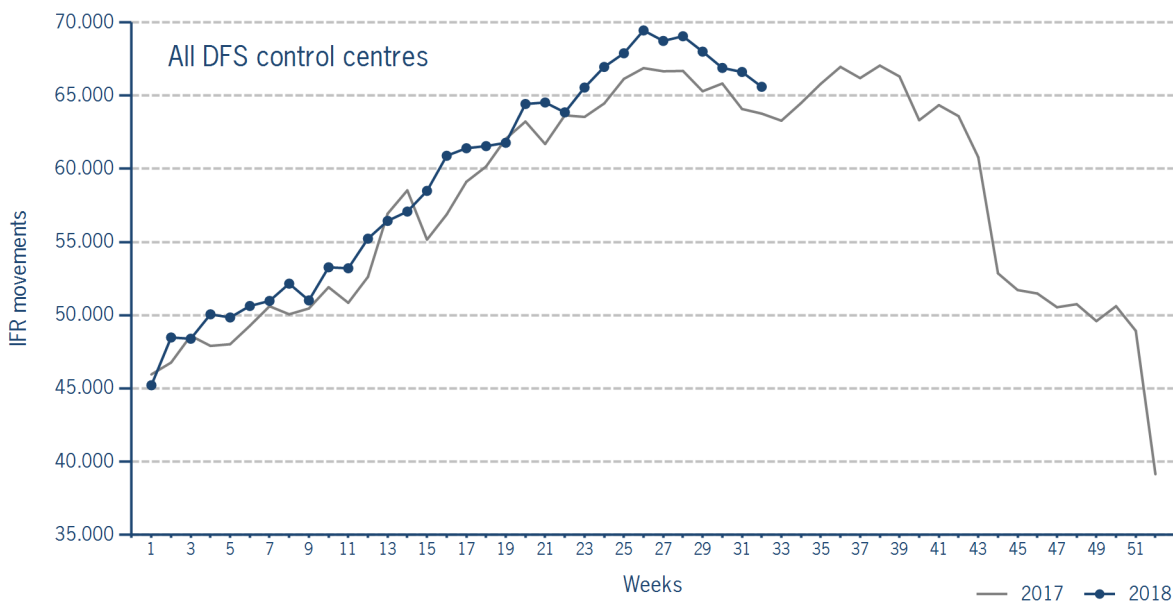


Please note: This count covers the traffic in the area build by all control sectors with a German designator („ED“), regardless of the service provider, including civil and military traffic in sectors controlled by DFS and Maastricht UAC (Maastricht-Hannover sectors). The area counted is composed of modular control sectors designed for ATC purposes with partly cross border structures and is therefore not identical to the political border of the Federal Republic of Germany or the national Flight Information Region (FIR).

IFR flights controlled by DFS

IFR movements (entries, exits, overflights and domestics) in control sectors controlled by DFS.

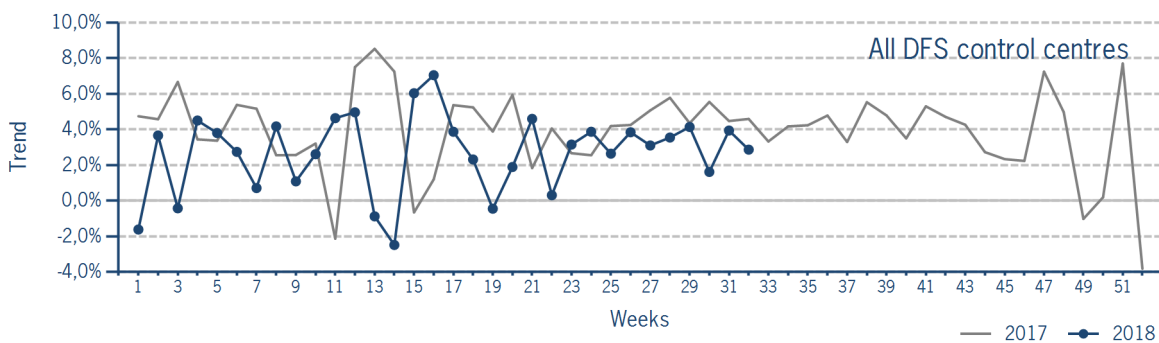
	2018	2017	Trend
Week 32	65.610	63.777	2,9%
Cumulated Weeks	1.893.841	1.843.919	2,7%



Please note: This count covers the traffic in the area build by control sectors of DFS control centres, including civil and military traffic. Traffic in Maastricht UAC (Maastricht-Hannover sectors) is not counted.

IFR flights controlled by DFS - trend

Trend in the number of IFR movements (entries, exits, overflights and domestics) in control sectors controlled by DFS.

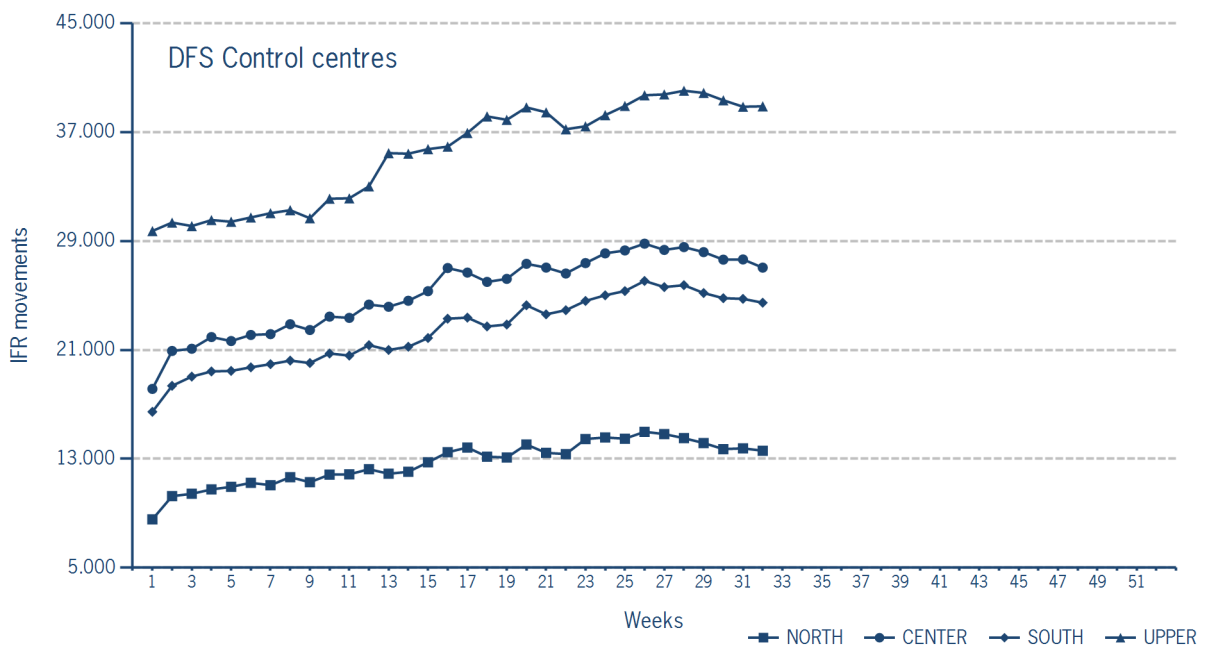


IFR flights controlled by DFS - in detail

IFR movements (entries, exits, overflights and domestics) controlled by DFS at the different control centres.

	NORTH	CENTER	SOUTH	UPPER
Week 32	13.596	27.044	24.467	38.891
Trend	0,5%	4,1%	7,7%	-3,5%
Cumulated Weeks	406.273	805.429	715.050	1.133.161
Trend	-1,2%	4,0%	4,2%	0,1%

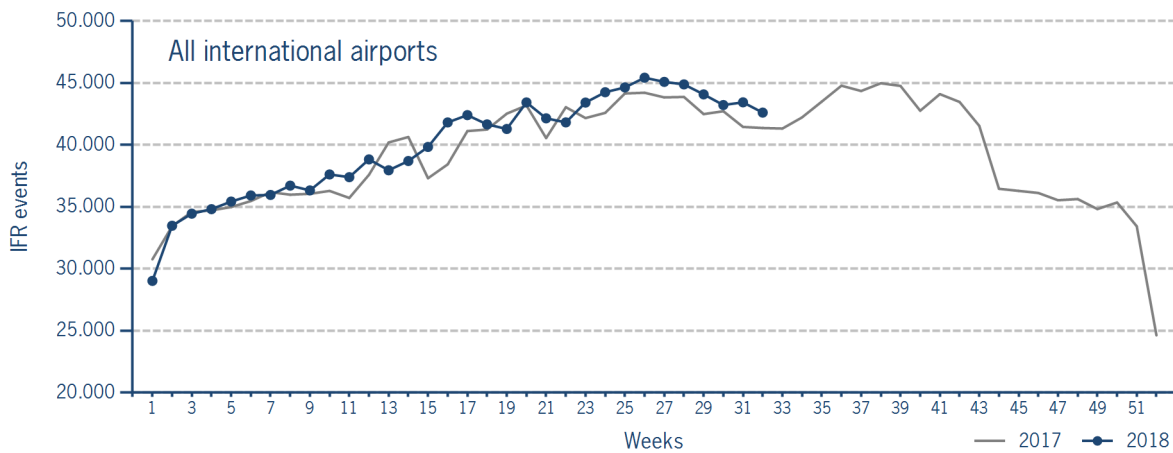
Please note: The trend numbers compare counts of the airspaces in their current configuration to the count of the same airspace in 2017.



IFR flights at international German airports

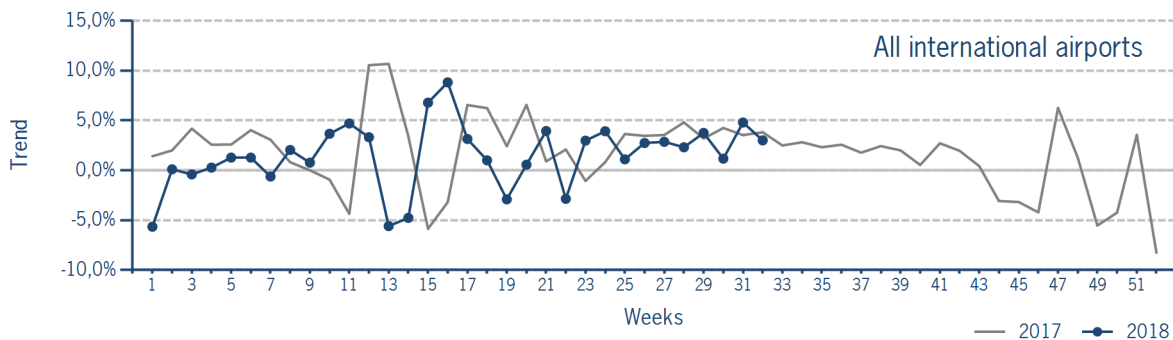
IFR events (take-offs and landings) at the international DFS towers in the Federal Republic of Germany.

	2018	2017	Trend
Week 32	42.607	41.364	3,0%
Cumulated Weeks	1.278.017	1.258.798	1,5%



IFR flights at international German airports - trend

Trend in the number of IFR events (take-offs and landings) at the international DFS towers in the Federal Republic of Germany.



IFR flights at international German airports - airport category

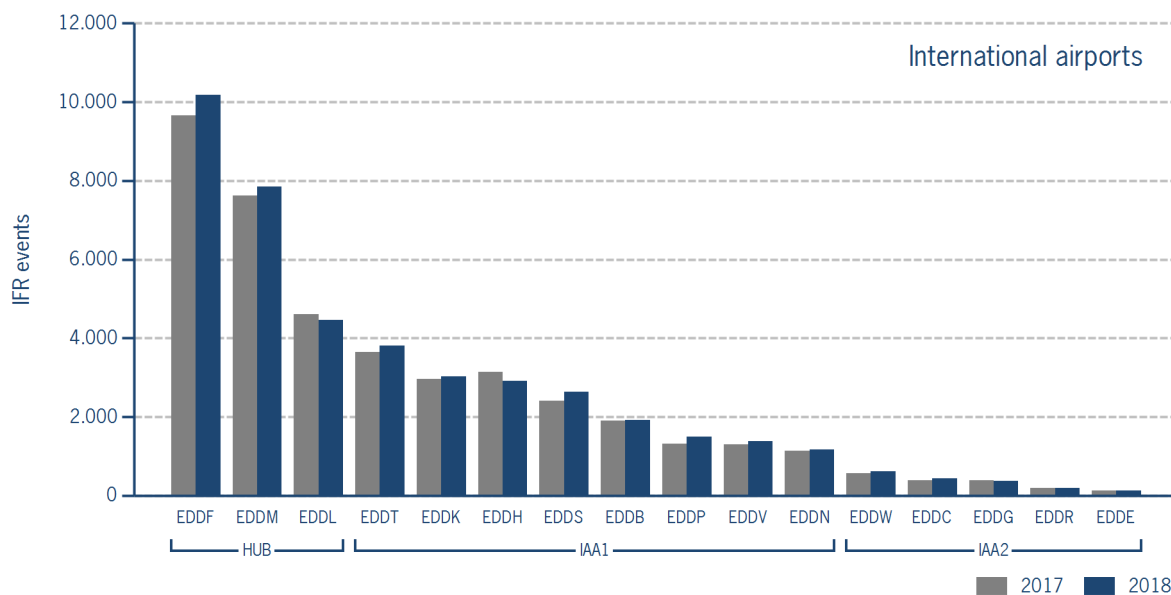
IFR events (take-offs and landings) at the international DFS towers in the Federal Republic of Germany differentiated by Hub Gateways (HUB), International Access Airports 1 (IAA1) and International Access Airports 2 (IAA2).

	HUB	IAA1	IAA2
Week 32	22.494	18.369	1.744
Trend	2,7%	3,2%	4,7%
Cumulated Weeks	688.366	537.428	52.223
Trend	2,0%	1,0%	0,7%

IFR flights at international German airports - in detail

IFR events (take-offs and landings) at the different international DFS towers in the Federal Republic of Germany.

		Week 32	Trend	Week 1 - 32	Trend
HUB					
EDDF	Frankfurt/Main	10.181	5,3%	311.198	8,0%
EDDL	Düsseldorf	4.468	-3,2%	129.141	-7,3%
EDDM	München	7.845	3,0%	248.027	0,2%
IAA1					
EDDB	Berlin-Schönefeld	1.924	1,3%	61.686	0,4%
EDDH	Hamburg	2.917	-7,1%	89.371	-5,6%
EDDK	Köln/Bonn	3.033	2,3%	85.495	1,4%
EDDN	Nürnberg	1.176	4,1%	32.593	1,8%
EDDP	Leipzig/Halle	1.490	13,7%	44.922	15,5%
EDDS	Stuttgart	2.639	9,8%	76.982	7,6%
EDDT	Berlin-Tegel	3.811	4,4%	107.186	-4,0%
EDDV	Hannover	1.379	6,3%	39.193	4,4%
IAA2					
EDDC	Dresden	443	12,4%	13.135	-2,4%
EDDE	Erfurt/Weimar	126	-6,7%	3.231	-4,7%
EDDG	Münster/Osnabrück	364	-5,0%	11.325	2,8%
EDDR	Saarbrücken	197	1,5%	5.619	1,2%
EDDW	Bremen	614	9,6%	18.913	2,5%



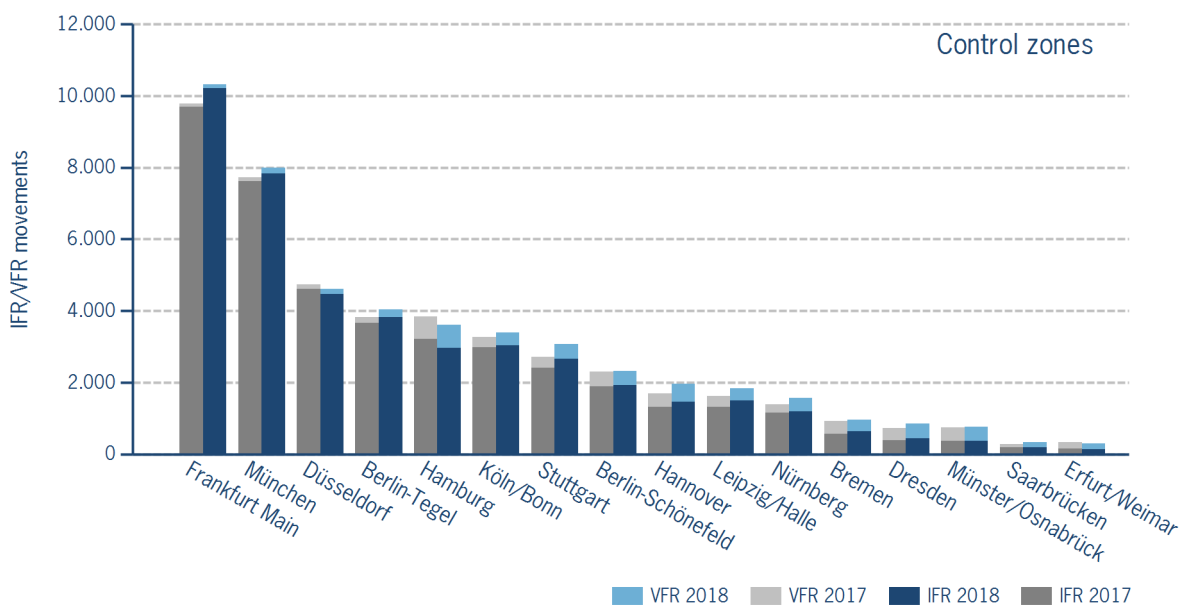
IFR/VFR flights in control zones of DFS towers

IFR/VFR movements (entries, exits, overflights and domestics) at the different control zones of international DFS towers.

	Week 32	Trend	Week 1 - 32	Trend
Berlin-Schönefeld	2.315	0,8%	72.076	3,6%
Berlin-Tegel	4.044	5,9%	113.276	-3,4%
Bremen	967	5,3%	27.931	2,7%
Dresden	844	15,3%	22.872	2,0%
Düsseldorf	4.608	-2,6%	133.920	-7,1%
Erfurt/Weimar	294	-13,8%	7.989	-5,6%
Frankfurt Main	10.322	5,6%	314.413	8,0%
Hamburg	3.610	-5,9%	108.298	-3,5%
Hannover	1.955	15,3%	53.612	7,0%
Köln/Bonn	3.395	3,6%	96.160	1,3%
Leipzig/Halle	1.832	12,9%	54.248	12,0%
München	7.989	3,5%	251.848	0,4%
Münster/Osnabrück	759	2,6%	24.018	6,9%
Nürnberg	1.563	13,1%	41.809	2,4%
Saarbrücken	340	19,7%	9.226	0,8%
Stuttgart	3.080	13,2%	88.083	6,4%

Additional information:

Münster reported 56 glider movements for the current week, i.e. 1.432 glider movements for the cumulated year.



IFR flights at regional German airports - in detail

IFR events (take-offs and landings) at the different regional towers in the Federal Republic of Germany with control zone and barely any PPR.

	2018	2017	Trend
Week 32	3.169	3.115	1,7%
Cumulated Weeks	102.834	98.317	4,6%

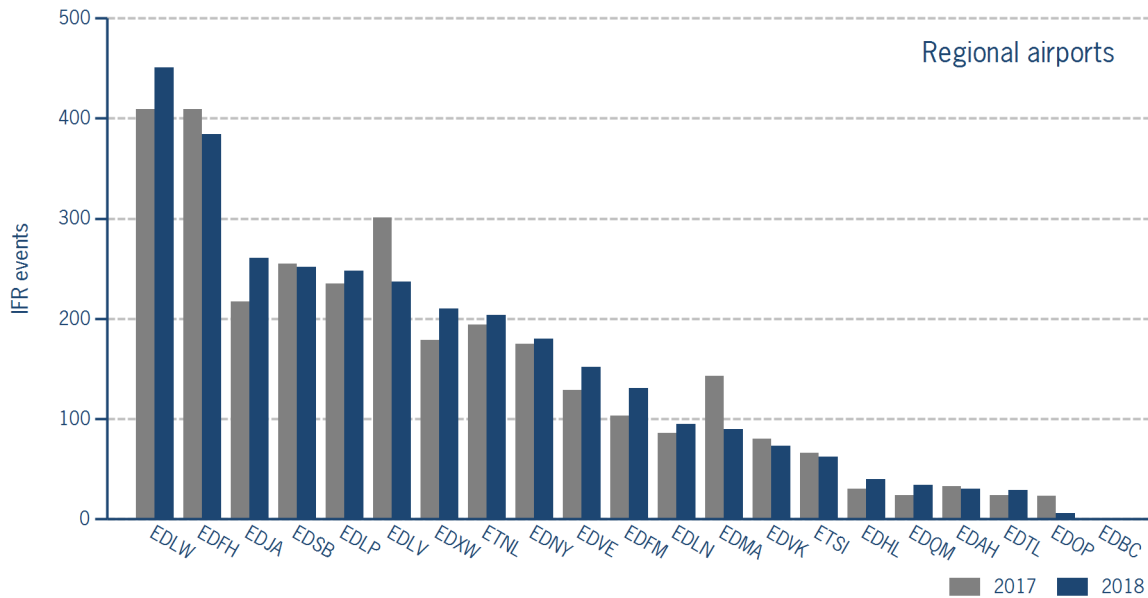
	Week 32	Trend	Week 1 - 32	Trend
EDAH Heringsdorf	30	-9,1%	557	-4,9%
EDBC Magdeburg/Cochstedt	0	N/A	1	-75,0%
EDFH Frankfurt-Hahn	384	-6,1%	12.500	-0,7%
EDFM Mannheim City	131	27,2%	4.038	1,1%
EDHL Lübeck-Blankensee	40	33,3%	1.590	30,8%
EDJA Memmingen	261	20,3%	8.260	19,6%
EDLN Mönchengladbach	95	10,5%	4.018	10,0%
EDLP Paderborn/Lippstadt	248	5,5%	8.239	7,8%
EDLV Niederrhein	237	-21,3%	7.773	-0,5%
EDLW Dortmund	451	10,3%	13.493	10,6%
EDMA Augsburg	90	-37,1%	4.328	-1,1%
EDNY Friedrichshafen	180	2,9%	6.401	-0,6%
EDOP Schwerin-Parchim	6	-73,9%	377	-43,7%
EDQM Hof-Plauen	34	41,7%	862	-12,8%
EDSB Karlsruhe/Baden-Baden	252	-1,2%	7.543	-6,0%
EDTL Lahr	29	20,8%	938	0,9%
EDVE Braunschweig-Wolfsburg	152	17,8%	5.807	-1,9%
EDVK Kassel-Calden	73	-8,8%	2.869	9,5%
EDXW Sylt	210	17,3%	3.971	6,8%
ETNL Laage	204	5,2%	5.908	27,0%
ETSI Ingolstadt/Manching	62	-6,1%	3.361	-0,8%

*The value is of limited conclusiveness (OLC).

Please note: The airport Magdeburg-Cochstedt (EDBC) is currently closed.

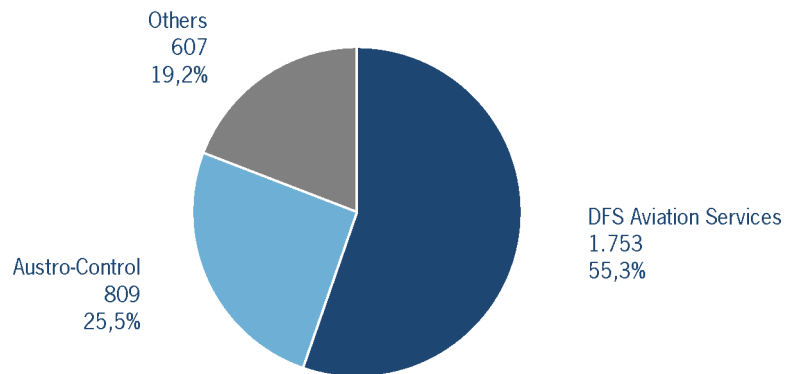
IFR flights at regional German airports - in detail

IFR events (take-offs and landings) at the different regional towers in the Federal Republic of Germany with control zone and barely any PPR.



IFR flights at regional German airports - air traffic service providers

Percentage of IFR events (take-offs and landings) at the regional towers in the Federal Republic of Germany differentiated between DFS Aviation Services, Austro Control and other providers.



- DFS Aviation Services: Dortmund (EDLW), Friedrichshafen (EDNY), Karlsruhe/Baden-Baden (EDSB), Lahr (EDTL), Magdeburg/Cochstedt (EDBC), Memmingen (EDJA), Mönchengladbach (EDLN), Niederrhein (EDLV), Paderborn/Lippstadt (EDLP)
- Austro Control: Augsburg (EDMA), Braunschweig-Wolfsburg (EDVE), Frankfurt-Hahn (EDFH), Heringsdorf (EDAH), Hof-Plauen (EDQM), Kassel-Calden (EDVK), Lübeck-Blankensee (EDHL), Schwerin-Parchim (EDOP)
- Others: Ingolstadt/Manching (ETSI), Laage (ETNL), Mannheim City (EDFM), Sylt (EDXW)

ATFM Arrival Delay

(Data Source: NM statistics, DFS LIZ)

ATFM Arrival Delay with reference to the relevant airport, in minutes per IFR arrival.

ATFM Arrival Delay:

sum of all arrival ATFM delay divided by the sum of all inbound flights for the particular traffic volume

Airports		ATC Delay [min/arrival]	non ATC Delay [min/arrival]	
	All Airports	0,0102	0,8357	
EDDF	Frankfurt/Main	0	1,9161	
EDDG	Münster/Osnabrück	0	1,7935	
EDDT	Berlin-Tegel	0	1,4489	
EDDK	Köln/Bonn	0	0,8418	
EDDL	Düsseldorf	0,0975	0,5356	
EDDH	Hamburg	0	0,5448	
EDDM	München	0	0,4367	

Please note: The ATFM delay data are provided by NM statistics. Due to internal distribution of the ATFM delay, data are modified by CC/FC and TWR/M. The inbound flight information is based on LIZ statistics.

All Airports means all international German airports: Berlin-Schönefeld (EDDB), Berlin-Tegel (EDDT), Bremen (EDDW), Dresden (EDDC), Düsseldorf (EDDL), Erfurt/Weimar (EDDE), Frankfurt/Main (EDDF), Hamburg (EDDH), Hannover (EDDV), Köln/Bonn (EDDK), Leipzig/Halle (EDDP), München (EDDM), Münster/Osnabrück (EDDG), Nürnberg (EDDN), Saarbrücken (EDDR), Stuttgart (EDDS)