



# LIZ Bulletin

DFS Situation and Information Centre

Week 31

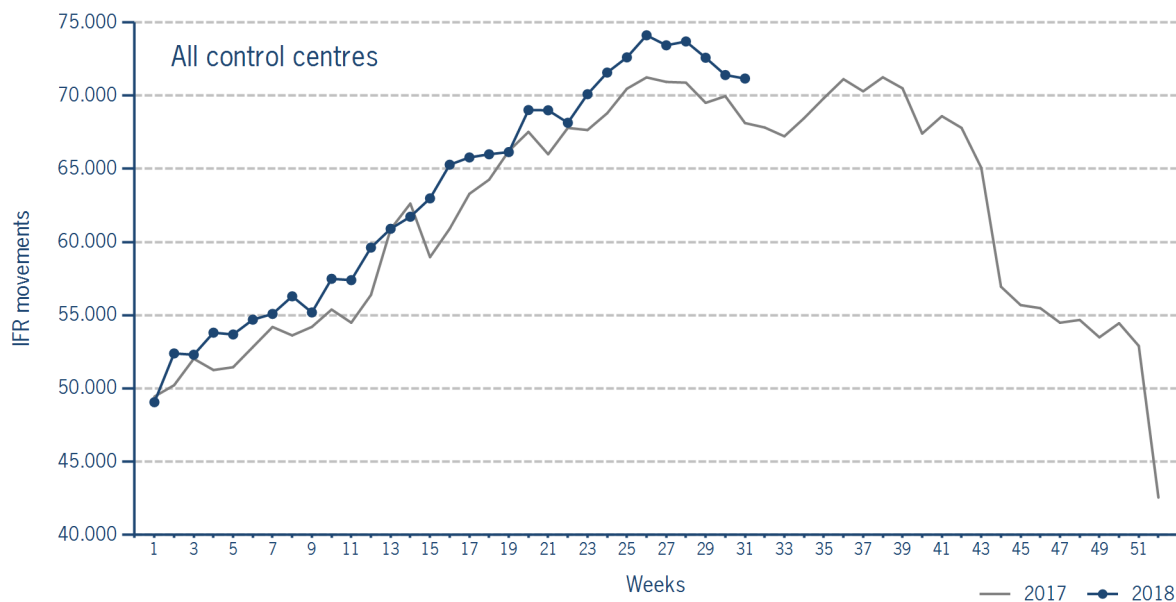
30 JUL 2018 - 5 AUG 2018

Version 08.08.2018

## IFR flights in the Federal Republic of Germany

IFR movements (entries, exits, overflights and domestics) in all control sectors with a German designator.

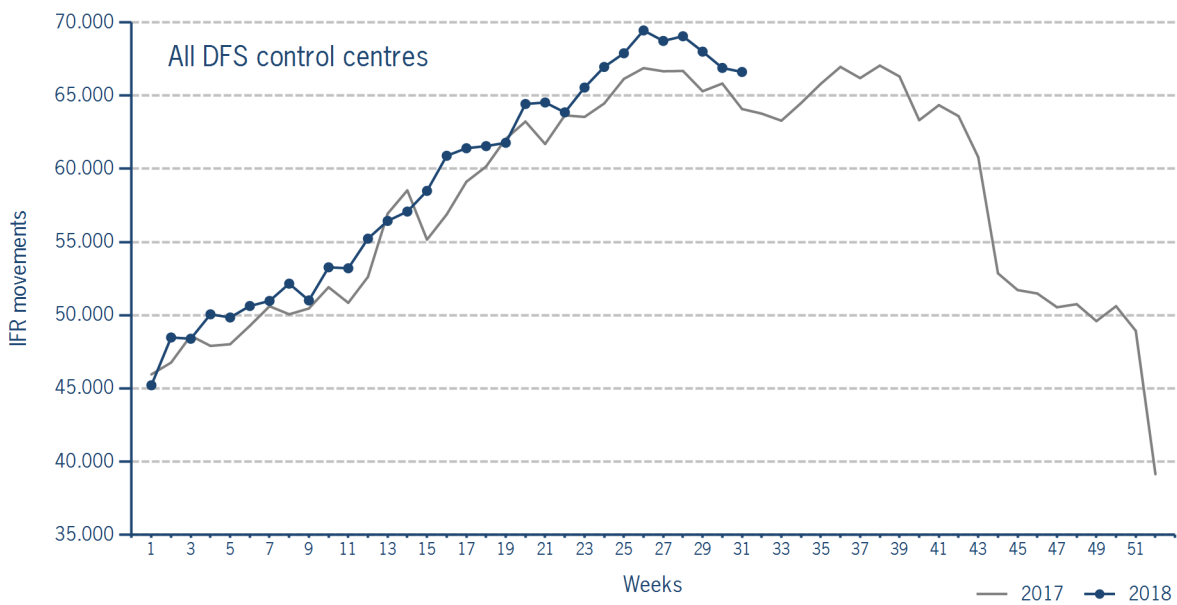
|                 | 2018      | 2017      | Trend |
|-----------------|-----------|-----------|-------|
| Week 31         | 71.174    | 68.132    | 4,5%  |
| Cumulated Weeks | 1.962.792 | 1.901.608 | 3,2%  |



## IFR flights controlled by DFS

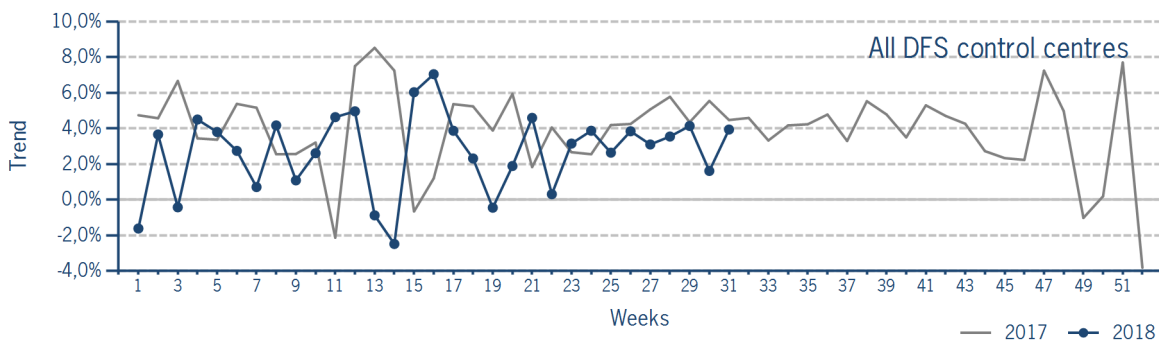
IFR movements (entries, exits, overflights and domestics) in control sectors controlled by DFS.

|                        | 2018      | 2017      | Trend |
|------------------------|-----------|-----------|-------|
| <b>Week 31</b>         | 66.623    | 64.094    | 3,9%  |
| <b>Cumulated Weeks</b> | 1.828.231 | 1.780.142 | 2,7%  |



## IFR flights controlled by DFS - trend

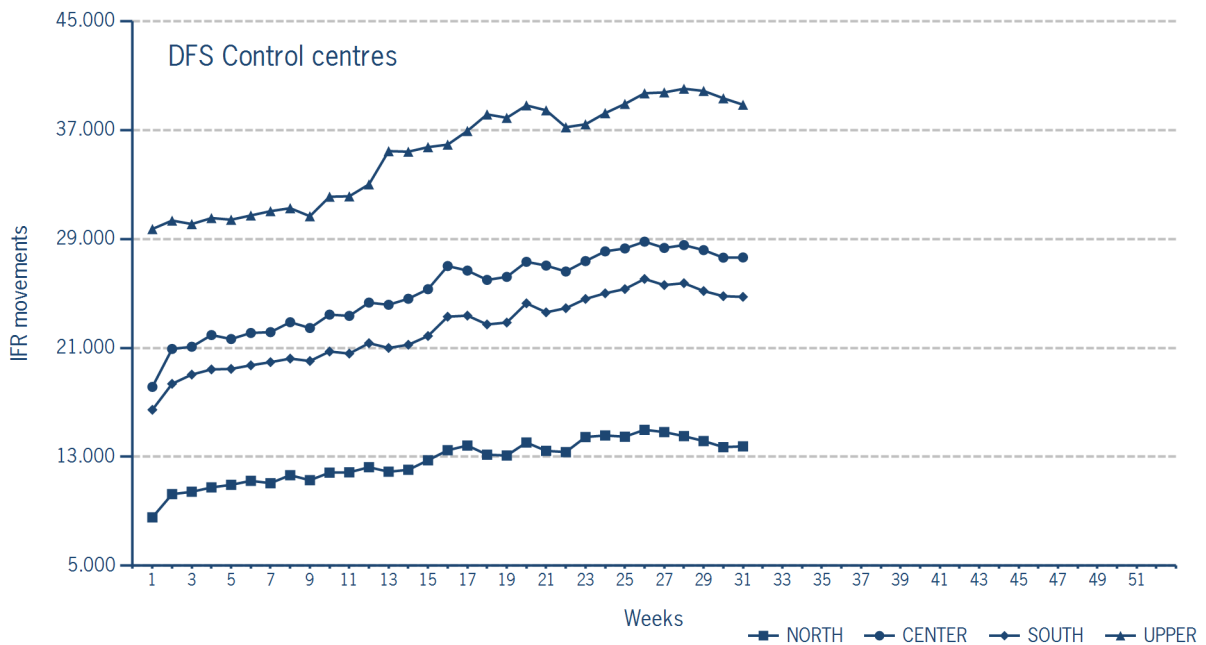
Trend in the number of IFR movements (entries, exits, overflights and domestics) in control sectors controlled by DFS.



### IFR flights controlled by DFS - in detail

IFR movements (entries, exits, overflights and domestics) controlled by DFS at the different control centres.

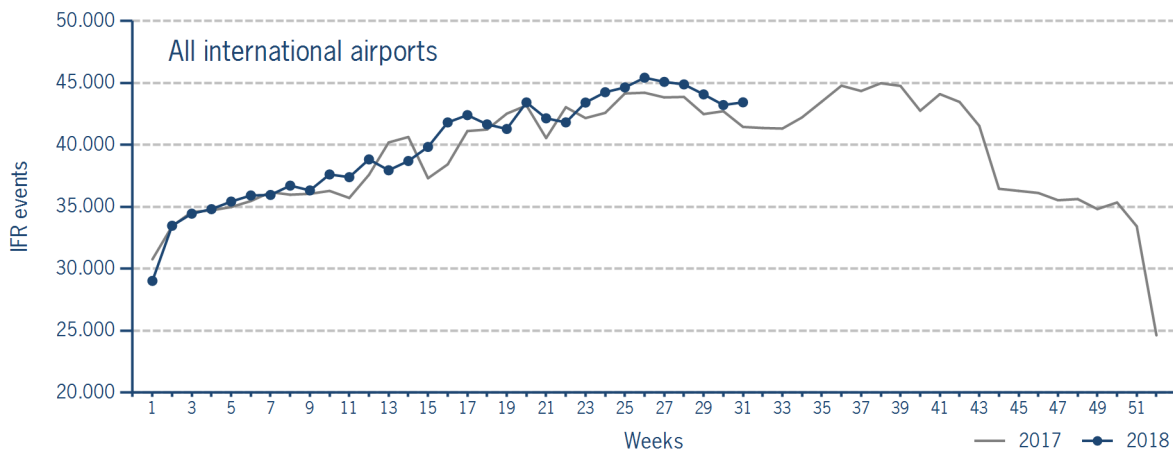
|                        | NORTH   | CENTER  | SOUTH   | UPPER     |
|------------------------|---------|---------|---------|-----------|
| <b>Week 31</b>         | 13.769  | 27.646  | 24.749  | 38.862    |
| <b>Trend</b>           | 1,5%    | 5,9%    | 6,2%    | -3,6%     |
| <b>Cumulated Weeks</b> | 392.677 | 778.385 | 690.583 | 1.094.270 |
| <b>Trend</b>           | -1,2%   | 3,9%    | 4,1%    | 0,3%      |



### IFR flights at international German airports

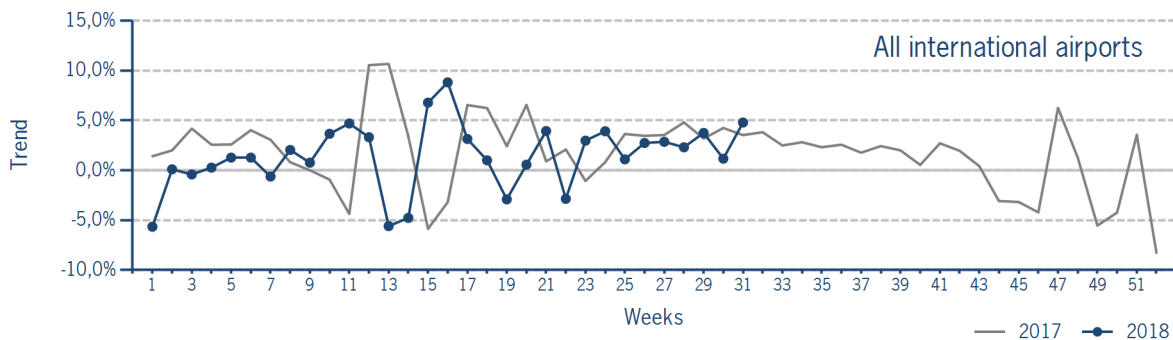
IFR events (take-offs and landings) at the international DFS towers in the Federal Republic of Germany.

|                        | 2018      | 2017      | Trend |
|------------------------|-----------|-----------|-------|
| <b>Week 31</b>         | 43.436    | 41.451    | 4,8%  |
| <b>Cumulated Weeks</b> | 1.235.410 | 1.217.434 | 1,5%  |



### IFR flights at international German airports - trend

Trend in the number of IFR events (take-offs and landings) at the international DFS towers in the Federal Republic of Germany.



### IFR flights at international German airports - airport category

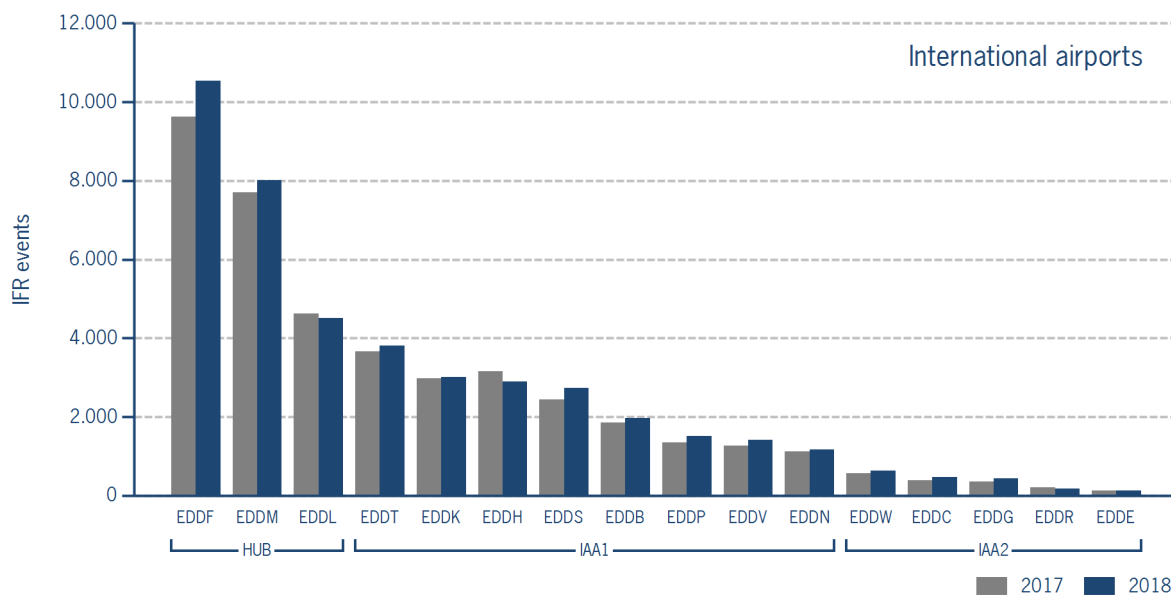
IFR events (take-offs and landings) at the international DFS towers in the Federal Republic of Germany differentiated by Hub Gateways (HUB), International Access Airports 1 (IAA1) and International Access Airports 2 (IAA2).

|                        | HUB     | IAA1    | IAA2   |
|------------------------|---------|---------|--------|
| <b>Week 31</b>         | 23.069  | 18.520  | 1.847  |
| <b>Trend</b>           | 5,1%    | 3,7%    | 12,3%  |
| <b>Cumulated Weeks</b> | 665.872 | 519.059 | 50.479 |
| <b>Trend</b>           | 2,0%    | 0,9%    | 0,6%   |

**IFR flights at international German airports - in detail**

IFR events (take-offs and landings) at the different international DFS towers in the Federal Republic of Germany.

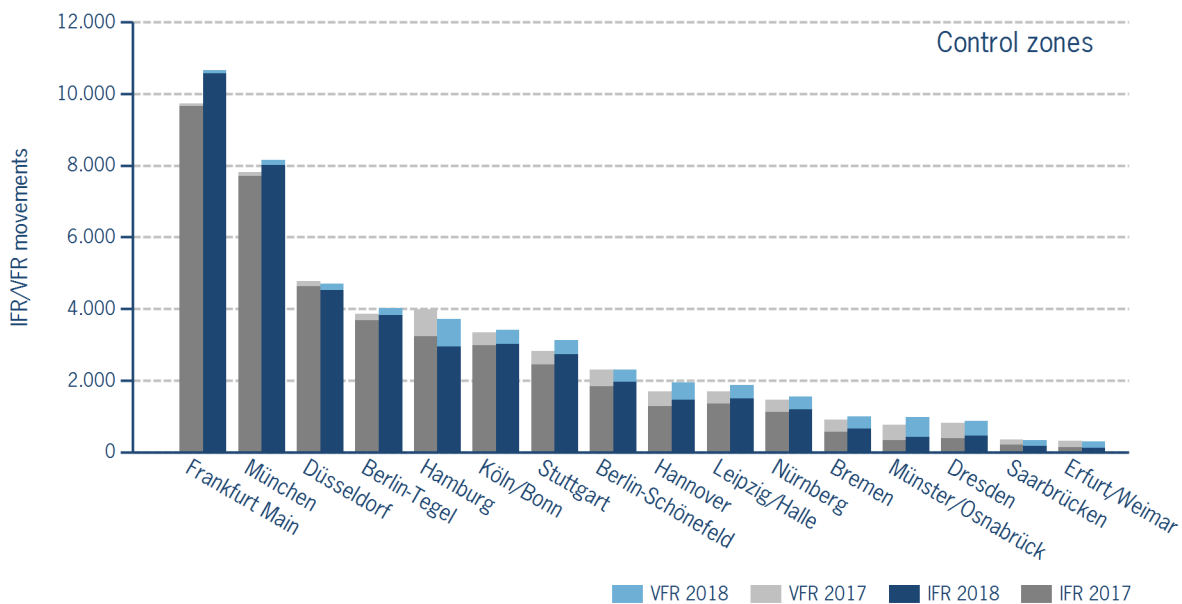
|             |                   | Week 31 | Trend  | Week 1 - 31 | Trend |
|-------------|-------------------|---------|--------|-------------|-------|
| <b>HUB</b>  |                   |         |        |             |       |
| EDDF        | Frankfurt/Main    | 10.541  | 9,5%   | 301.017     | 8,1%  |
| EDDL        | Düsseldorf        | 4.518   | -2,2%  | 124.673     | -7,4% |
| EDDM        | München           | 8.010   | 3,9%   | 240.182     | 0,2%  |
| <b>IAA1</b> |                   |         |        |             |       |
| EDDB        | Berlin-Schönefeld | 1.962   | 6,1%   | 59.762      | 0,4%  |
| EDDH        | Hamburg           | 2.902   | -8,3%  | 86.454      | -5,6% |
| EDDK        | Köln/Bonn         | 3.011   | 0,9%   | 82.462      | 1,4%  |
| EDDN        | Nürnberg          | 1.177   | 4,7%   | 31.417      | 1,7%  |
| EDDP        | Leipzig/Halle     | 1.510   | 11,8%  | 43.432      | 15,6% |
| EDDS        | Stuttgart         | 2.727   | 11,9%  | 74.343      | 7,5%  |
| EDDT        | Berlin-Tegel      | 3.817   | 4,0%   | 103.375     | -4,3% |
| EDDV        | Hannover          | 1.414   | 11,0%  | 37.814      | 4,3%  |
| <b>IAA2</b> |                   |         |        |             |       |
| EDDC        | Dresden           | 463     | 19,0%  | 12.692      | -2,8% |
| EDDE        | Erfurt/Weimar     | 128     | 1,6%   | 3.105       | -4,6% |
| EDDG        | Münster/Osnabrück | 436     | 24,9%  | 10.961      | 3,1%  |
| EDDR        | Saarbrücken       | 183     | -14,1% | 5.422       | 1,2%  |
| EDDW        | Bremen            | 637     | 12,1%  | 18.299      | 2,3%  |



IFR/VFR flights in control zones of DFS towers

IFR/VFR movements (entries, exits, overflights and domestics) at the different control zones of international DFS towers.

|                   | Week 31 | Trend  | Week 1 - 31 | Trend |
|-------------------|---------|--------|-------------|-------|
| Berlin-Schönefeld | 2.306   | 0,5%   | 69.761      | 3,7%  |
| Berlin-Tegel      | 4.028   | 4,4%   | 109.232     | -3,7% |
| Bremen            | 993     | 9,0%   | 26.964      | 2,6%  |
| Dresden           | 869     | 7,4%   | 22.028      | 1,5%  |
| Düsseldorf        | 4.702   | -1,3%  | 129.312     | -7,3% |
| Erfurt/Weimar     | 289     | -10,2% | 7.695       | -5,2% |
| Frankfurt Main    | 10.670  | 9,6%   | 304.091     | 8,1%  |
| Hamburg           | 3.724   | -6,4%  | 104.688     | -3,5% |
| Hannover          | 1.948   | 15,3%  | 51.657      | 6,7%  |
| Köln/Bonn         | 3.407   | 1,9%   | 92.765      | 1,2%  |
| Leipzig/Halle     | 1.872   | 10,8%  | 52.416      | 12,0% |
| München           | 8.163   | 4,3%   | 243.859     | 0,3%  |
| Münster/Osnabrück | 969     | 26,2%  | 23.259      | 7,0%  |
| Nürnberg          | 1.542   | 6,1%   | 40.246      | 2,1%  |
| Saarbrücken       | 329     | -4,4%  | 8.886       | 0,2%  |
| Stuttgart         | 3.119   | 10,3%  | 85.003      | 6,2%  |



### IFR flights at regional German airports - in detail

IFR events (take-offs and landings) at the different regional towers in the Federal Republic of Germany with control zone and barely any PPR.

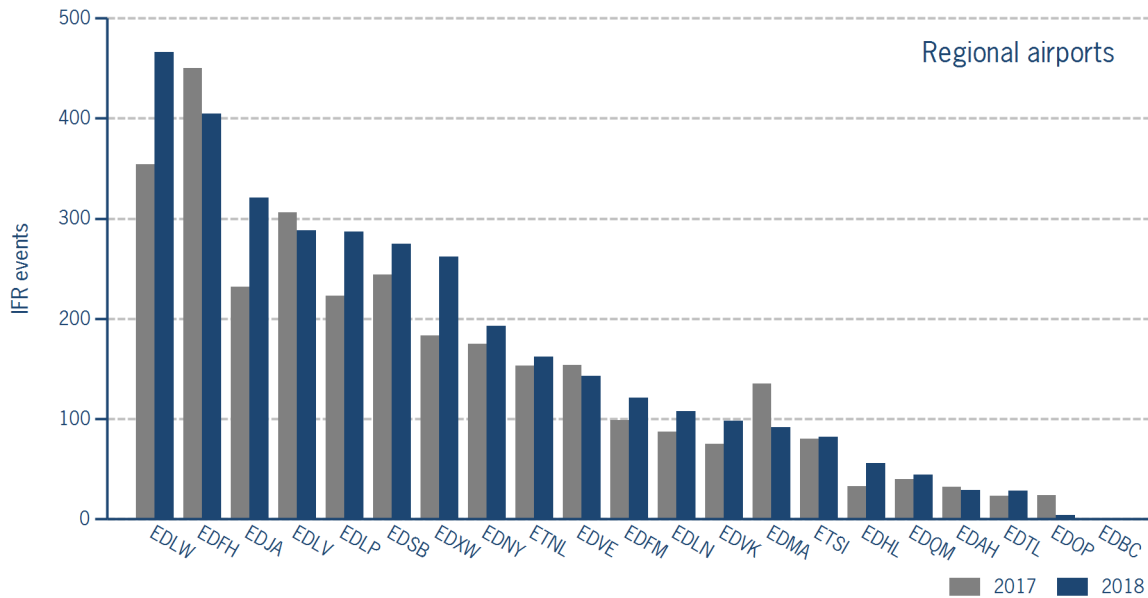
|                        | 2018   | 2017   | Trend |
|------------------------|--------|--------|-------|
| <b>Week 31</b>         | 3.464  | 3.102  | 11,7% |
| <b>Cumulated Weeks</b> | 99.665 | 95.202 | 4,7%  |

|                             | Week 31 | Trend  | Week 1 - 31 | Trend  |
|-----------------------------|---------|--------|-------------|--------|
| EDAH Heringsdorf            | 29      | -9,4%  | 527         | -4,7%  |
| EDBC Magdeburg/Cochstedt    | 0       | N/A    | 1           | -75,0% |
| EDFH Frankfurt-Hahn         | 405     | -10,0% | 12.116      | -0,5%  |
| EDFM Mannheim City          | 121     | 22,2%  | 3.907       | 0,4%   |
| EDHL Lübeck-Blankensee      | 56      | 69,7%  | 1.550       | 30,7%  |
| EDJA Memmingen              | 321     | 38,4%  | 7.999       | 19,6%  |
| EDLN Mönchengladbach        | 108     | 24,1%  | 3.923       | 10,0%  |
| EDLP Paderborn/Lippstadt    | 287     | 28,7%  | 7.991       | 7,9%   |
| EDLV Niederrhein            | 288     | -5,9%  | 7.536       | 0,3%   |
| EDLW Dortmund               | 466     | 31,6%  | 13.042      | 10,7%  |
| EDMA Augsburg               | 92      | -31,9% | 4.238       | 0,2%   |
| EDNY Friedrichshafen        | 193     | 10,3%  | 6.221       | -0,7%  |
| EDOP Schwerin-Parchim       | 4       | -83,3% | 371         | -42,7% |
| EDQM Hof-Plauen             | 44      | 10,0%  | 828         | -14,1% |
| EDSB Karlsruhe/Baden-Baden  | 275     | 12,7%  | 7.291       | -6,1%  |
| EDTL Lahr                   | 28      | 21,7%  | 909         | 0,3%   |
| EDVE Braunschweig-Wolfsburg | 143     | -7,1%  | 5.655       | -2,3%  |
| EDVK Kassel-Calden          | 98      | 30,7%  | 2.796       | 10,1%  |
| EDXW Sylt                   | 262     | 43,2%  | 3.761       | 6,3%   |
| ETNL Laage                  | 162     | 5,9%   | 5.704       | 28,0%  |
| ETSI Ingolstadt/Manching    | 82      | 2,5%   | 3.299       | -0,7%  |

\*The value is of limited conclusiveness (OLC).

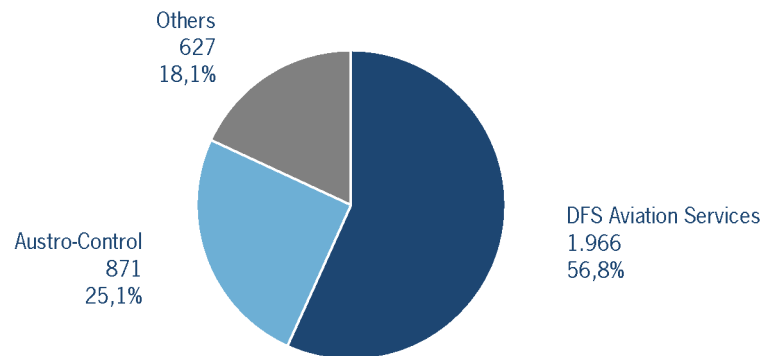
### IFR flights at regional German airports - in detail

IFR events (take-offs and landings) at the different regional towers in the Federal Republic of Germany with control zone and barely any PPR.



### IFR flights at regional German airports - air traffic service providers

Percentage of IFR events (take-offs and landings) at the regional towers in the Federal Republic of Germany differentiated between DFS Aviation Services, Austro Control and other providers.



DFS Aviation Services: Dortmund (EDLW), Friedrichshafen (EDNY), Karlsruhe/Baden-Baden (EDSB), Lahr (EDTL), Magdeburg/Cochstedt (EDBC), Memmingen (EDJA), Mönchengladbach (EDLN), Niederrhein (EDLV), Paderborn/Lippstadt (EDLP)









## ATFM Arrival Delay

(Data Source: NM statistics, DFS LIZ)

ATFM Arrival Delay with reference to the relevant airport, in minutes per IFR arrival.

*ATFM Arrival Delay:*  
*sum of all arrival ATFM delay divided by the sum of all inbound flights for the particular traffic volume*

| Airports |                | ATC Delay<br>[min/arrival] | non<br>ATC Delay<br>[min/arrival] |   |
|----------|----------------|----------------------------|-----------------------------------|---|
|          | All Airports   | 0                          | 0,2463                            |  |
| EDDK     | Köln/Bonn      | 0                          | 0,9136                            |  |
| EDDF     | Frankfurt/Main | 0                          | 0,3875                            |  |
| EDDM     | München        | 0                          | 0,3219                            |  |
| EDDL     | Düsseldorf     | 0                          | 0,2377                            |  |
| EDDT     | Berlin-Tegel   | 0                          | 0,0561                            |  |

All Airports means all international German airports: Berlin-Schönefeld (EDDB), Berlin-Tegel (EDDT), Bremen (EDDW), Dresden (EDDC), Düsseldorf (EDDL), Erfurt/Weimar (EDDE), Frankfurt/Main (EDDF), Hamburg (EDDH), Hannover (EDDV), Köln/Bonn (EDDK), Leipzig/Halle (EDDP), München (EDDM), Münster/Osnabrück (EDDG), Nürnberg (EDDN), Saarbrücken (EDDR), Stuttgart (EDDS)