



# LIZ Bulletin

DFS Situation and Information Centre

Week 30

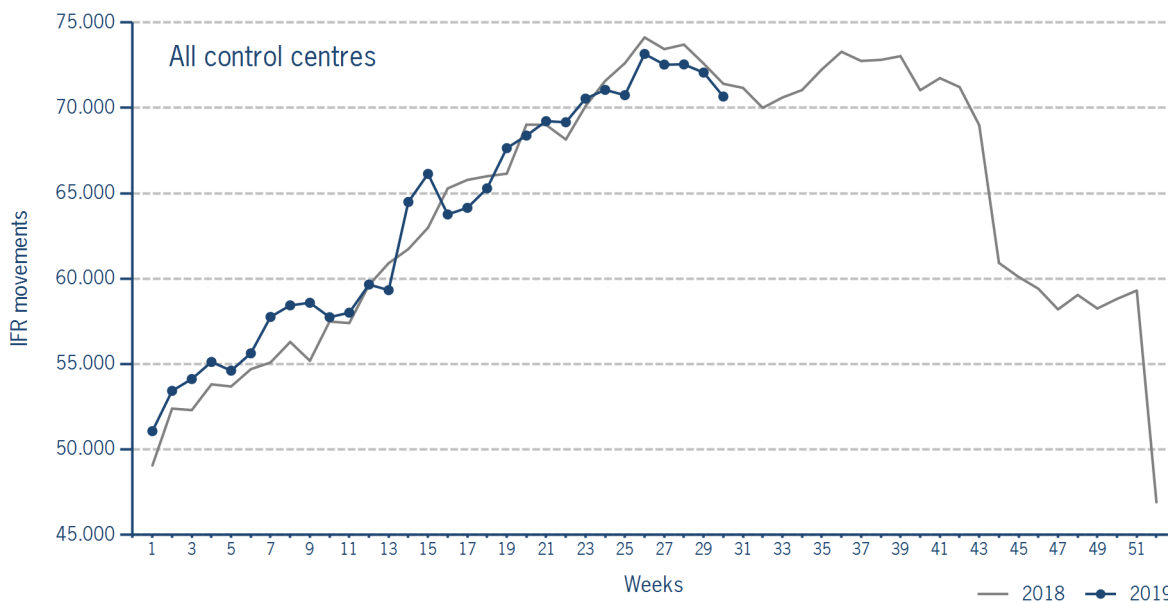
22 JUL 2019 - 28 JUL 2019

Version 31.07.2019

## IFR flights in the Federal Republic of Germany

IFR movements (entries, exits, overflights and domestics) in all control sectors with a German designator.

	2019	2018	Trend
Week 30	70.667	71.414	-1,0%
Cumulated Weeks	1.905.043	1.891.618	0,7%

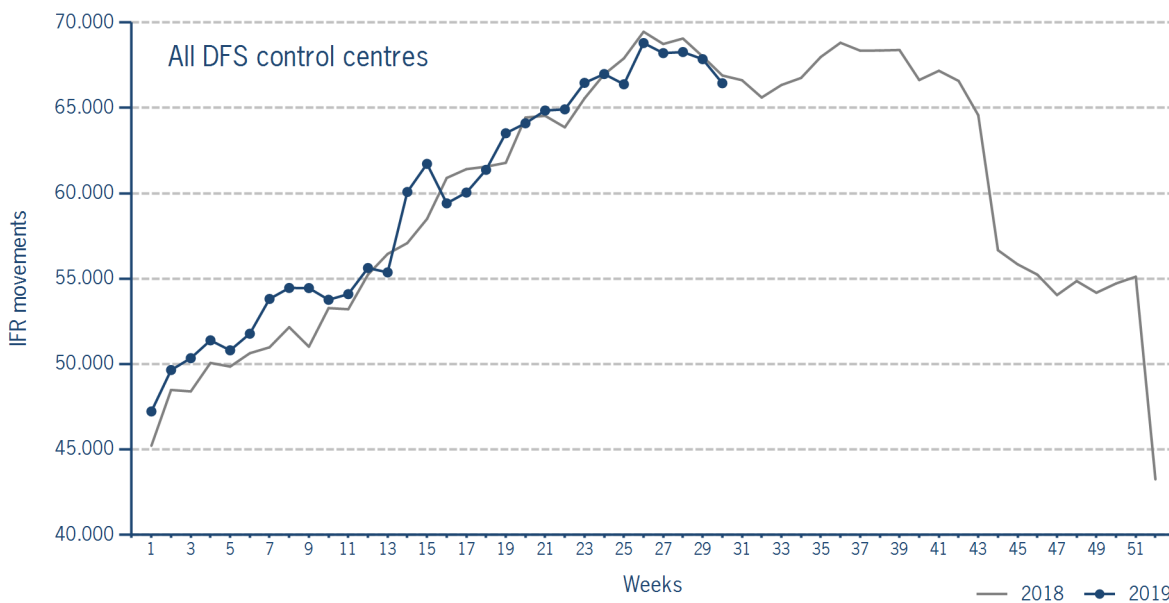


Please note: This count covers the traffic in the area build by all control sectors with a German designator („ED“), regardless of the service provider, including civil and military traffic in sectors controlled by DFS and Maastricht UAC (Maastricht-Hannover sectors). The area counted is composed of modular control sectors designed for ATC purposes with partly cross border structures and is therefore not identical to the political border of the Federal Republic of Germany or the national Flight Information Region (FIR).

## IFR flights controlled by DFS

IFR movements (entries, exits, overflights and domestics) in control sectors controlled by DFS.

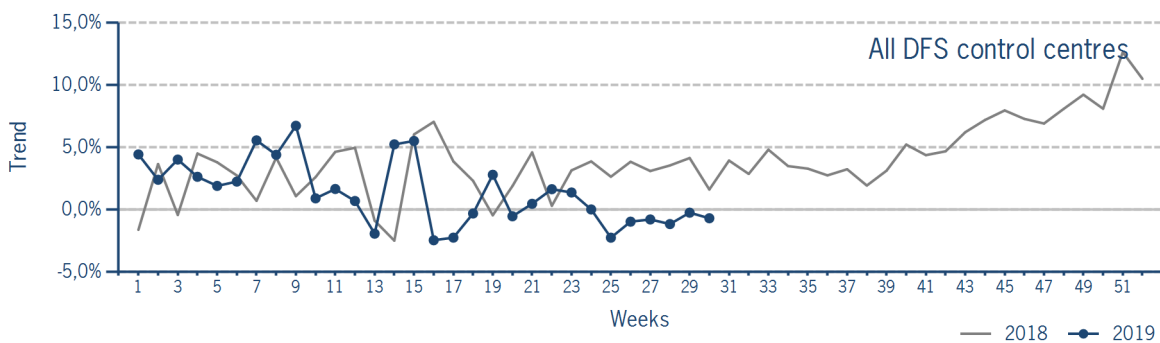
	2019	2018	Trend
<b>Week 30</b>	66.446	66.900	-0,7%
<b>Cumulated Weeks</b>	1.782.149	1.761.608	1,2%



Please note: This count covers the traffic in the area build by control sectors of DFS control centres, including civil and military traffic. Traffic in Maastricht UAC (Maastricht-Hannover sectors) is not counted.

## IFR flights controlled by DFS - trend

Trend in the number of IFR movements (entries, exits, overflights and domestics) in control sectors controlled by DFS.

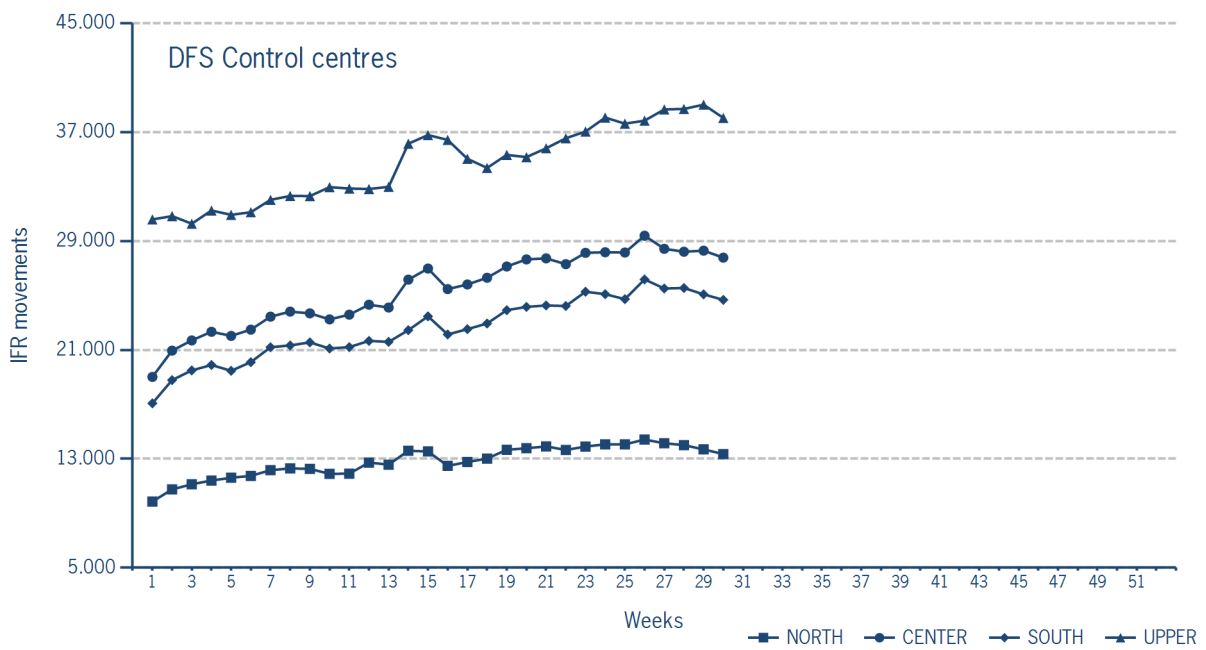


### IFR flights controlled by DFS - in detail

IFR movements (entries, exits, overflights and domestics) controlled by DFS at the different control centres.

	NORTH	CENTER	SOUTH	UPPER
<b>Week 30</b>	13.349	27.776	24.676	38.041
<b>Trend</b>	-2,7%	0,5%	-0,5%	-3,3%
<b>Cumulated Weeks</b>	384.378	761.776	676.630	1.039.776
<b>Trend</b>	1,4%	1,5%	1,6%	-1,5%

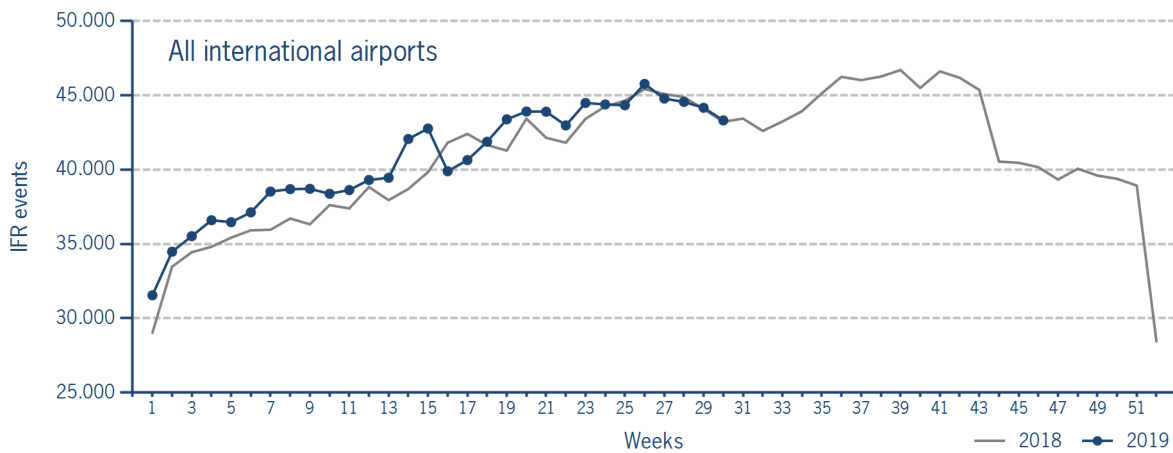
Please note: The trend numbers compare counts of the airspaces in their current configuration to the count of the same airspace in 2018.



### IFR flights at international German airports

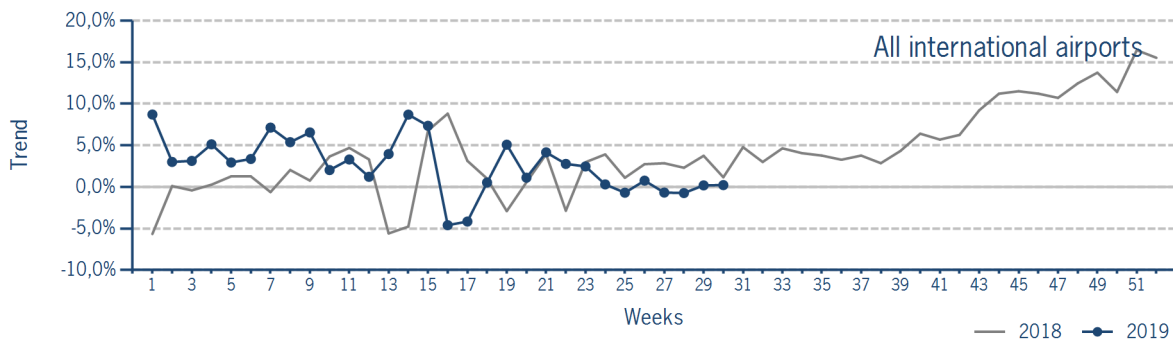
IFR events (take-offs and landings) at the international DFS towers in the Federal Republic of Germany.

	2019	2018	Trend
<b>Week 30</b>	43.316	43.218	0,2%
<b>Cumulated Weeks</b>	1.220.672	1.191.974	2,4%



### IFR flights at international German airports - trend

Trend in the number of IFR events (take-offs and landings) at the international DFS towers in the Federal Republic of Germany.



### IFR flights at international German airports - airport category

IFR events (take-offs and landings) at the international DFS towers in the Federal Republic of Germany differentiated by Hub Gateways (HUB), International Access Airports 1 (IAA1) and International Access Airports 2 (IAA2).

	HUB	IAA1	IAA2
<b>Week 30</b>	23.479	18.185	1.652
<b>Trend</b>	2,3%	-1,3%	-11,1%
<b>Cumulated Weeks</b>	662.906	512.136	45.630
<b>Trend</b>	3,1%	2,3%	-6,2%

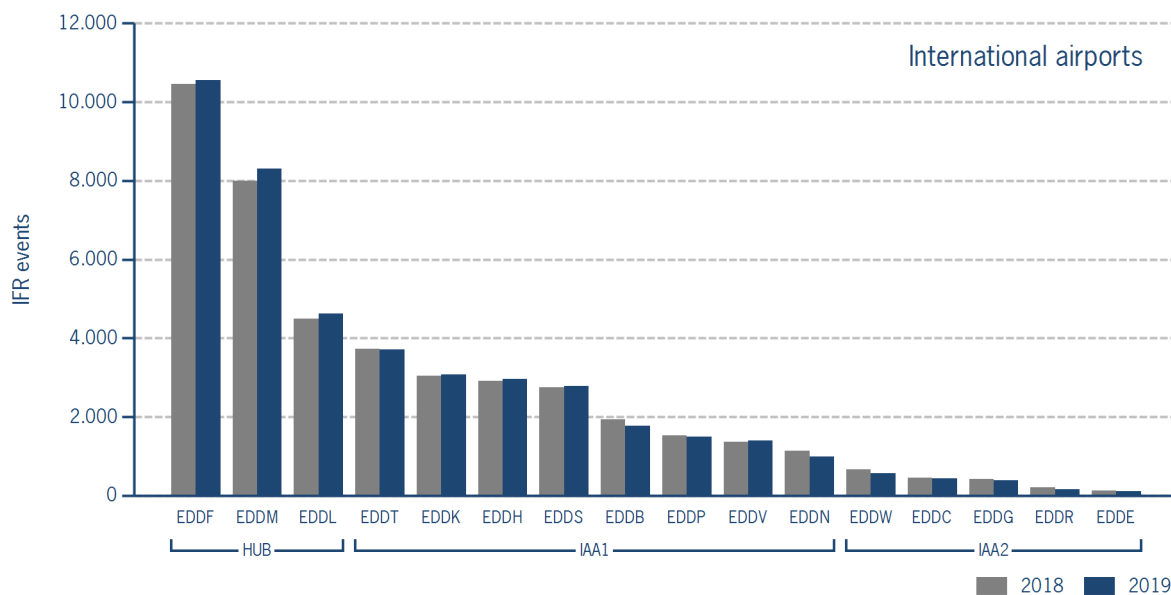
**IFR flights at international German airports - in detail**

IFR events (take-offs and landings) at the different international DFS towers in the Federal Republic of Germany.

		Week 30	Trend	Week 1 - 30	Trend
<b>HUB</b>					
EDDF	Frankfurt/Main	10.551	0,9%	295.554	1,7%
EDDL	Düsseldorf	4.624	2,9%	129.358	7,7%
EDDM	München	8.304	3,9%	237.994	2,5%

		Week 30	Trend	Week 1 - 30	Trend
<b>IAA1</b>					
EDDB	Berlin-Schönefeld	1.778	-8,4%	53.008	-8,3%
EDDH	Hamburg	2.956	1,2%	85.636	2,5%
EDDK	Köln/Bonn	3.071	0,7%	79.326	-0,2%
EDDN	Nürnberg	989	-13,1%	27.482	-9,1%
EDDP	Leipzig/Halle	1.494	-2,5%	42.932	2,4%
EDDS	Stuttgart	2.787	1,5%	75.329	5,2%
EDDT	Berlin-Tegel	3.716	-0,3%	112.245	12,7%
EDDV	Hannover	1.394	2,3%	36.178	-0,6%

		Week 30	Trend	Week 1 - 30	Trend
<b>IAA2</b>					
EDDC	Dresden	430	-5,1%	11.660	-4,7%
EDDE	Erfurt/Weimar	110	-9,1%	2.591	-13,0%
EDDG	Münster/Osnabrück	390	-6,0%	10.359	-1,6%
EDDR	Saarbrücken	161	-20,3%	4.355	-16,9%
EDDW	Bremen	561	-16,0%	16.665	-5,6%



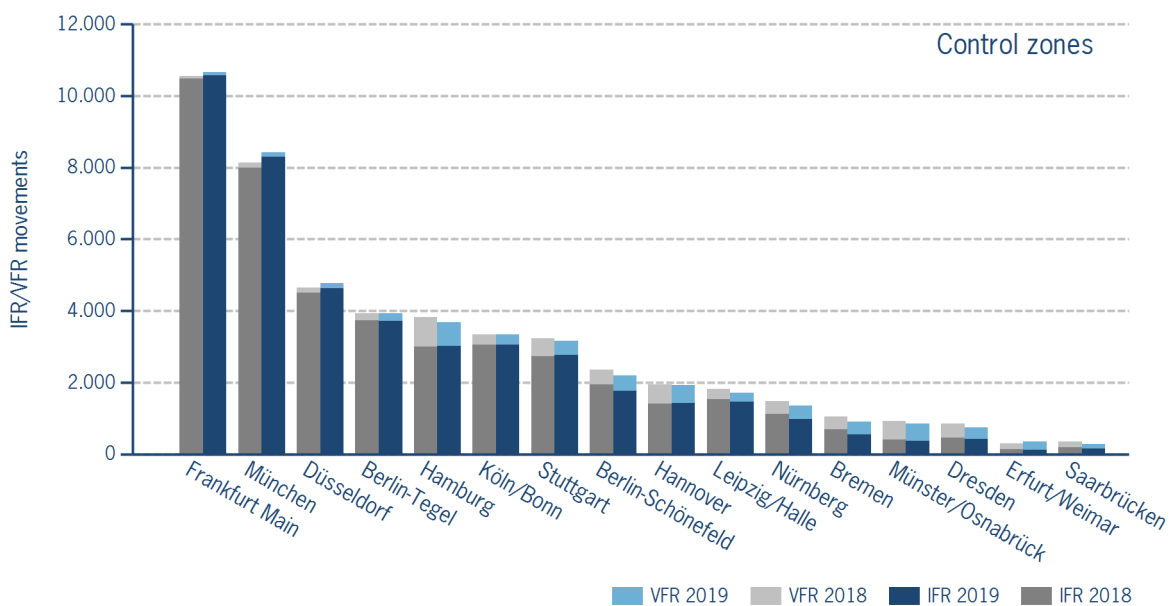
### IFR/VFR flights in control zones of DFS towers

IFR/VFR movements (entries, exits, overflights and domestics) at the different control zones of international DFS towers.

	Week 30	Trend	Week 1 - 30	Trend
Berlin-Schönefeld	2.192	-7,0%	62.182	-7,8%
Berlin-Tegel	3.929	-0,1%	117.117	11,3%
Bremen	899	-14,5%	24.109	-7,2%
Dresden	743	-13,5%	19.705	-6,9%
Düsseldorf	4.769	2,6%	133.377	7,0%
Erfurt/Weimar	344	19,4%	7.277	-1,7%
Frankfurt Main	10.663	1,1%	298.607	1,8%
Hamburg	3.677	-3,9%	101.179	0,2%
Hannover	1.920	-1,2%	48.378	-2,7%
Köln/Bonn	3.349	0,1%	87.829	-1,7%
Leipzig/Halle	1.718	-5,7%	50.921	0,7%
München	8.426	3,6%	241.561	2,5%
Münster/Osnabrück	847	-7,8%	21.148	-5,1%
Nürnberg	1.348	-8,8%	35.977	-7,0%
Saarbrücken	271	-21,2%	7.011	-18,1%
Stuttgart	3.155	-2,2%	84.589	3,3%

Additional information:

Münster reported 110 glider movements for the current week, i.e. 2446 glider movements for the cumulated year.



## IFR flights at regional German airports - in detail

IFR events (take-offs and landings) at the different regional towers in the Federal Republic of Germany with control zone and barely any PPR.

	2019	2018	Trend
<b>Week 30</b>	3.199	3.494	-8,4%
<b>Cumulated Weeks</b>	93.322	96.201	-3,0%

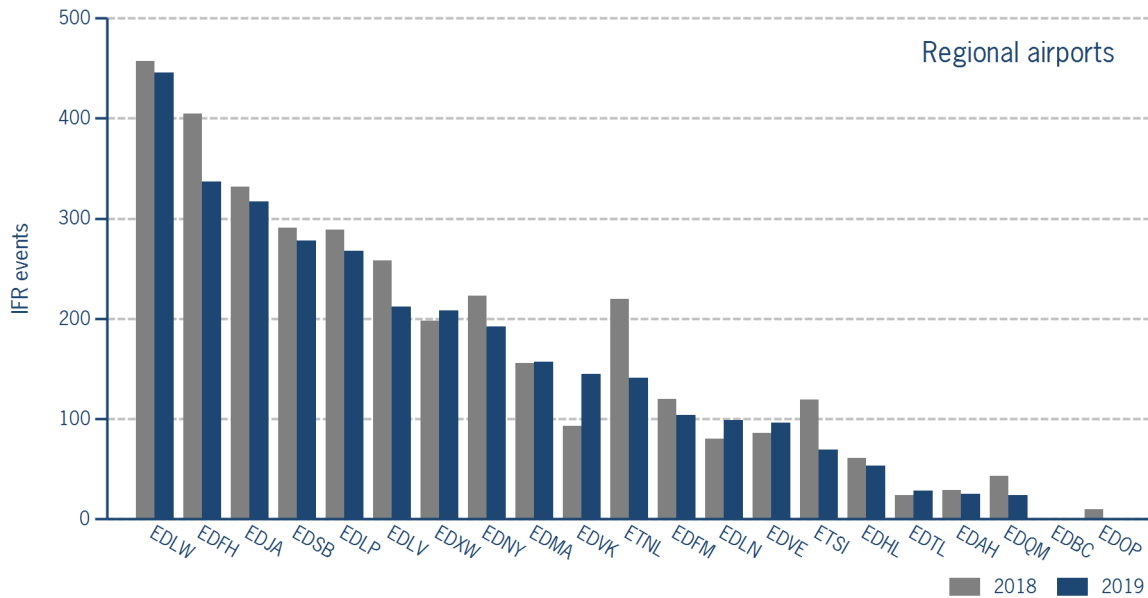
	Week 30	Trend	Week 1 - 30	Trend
EDAH Heringsdorf	25	-13,8%	487	-2,2%
EDBC Magdeburg/Cochstedt	0	N/A	1	0,0%
EDFH Frankfurt-Hahn	337	-16,8%	9.591	-18,1%
EDFM Mannheim City	104	-13,3%	3.923	3,6%
EDHL Lübeck-Blankensee	53	-13,1%	1.611	7,8%
EDJA Memmingen	317	-4,5%	8.969	16,8%
EDLN Mönchengladbach	99	23,8%	3.694	-3,2%
EDLP Paderborn/Lippstadt	268	-7,3%	7.607	-1,3%
EDLV Niederrhein	212	-17,8%	5.454	-24,8%
EDLW Dortmund	446	-2,4%	13.530	7,6%
EDMA Augsburg	157	0,6%	4.071	-1,8%
EDNY Friedrichshafen	192	-13,9%	6.291	4,4%
EDOP Schwerin-Parchim	0	-100,0%	24	-93,5%
EDQM Hof-Plauen	24	-44,2%	894	14,0%
EDSB Karlsruhe/Baden-Baden	278	-4,5%	6.984	-0,5%
EDTL Lahr	28	16,7%	872	-1,0%
EDVE Braunschweig-Wolfsburg	96	11,6%	5.306	-3,7%
EDVK Kassel-Calden	145	55,9%	2.658	-1,5%
EDXW Sylt	208	5,1%	3.356	-4,1%
ETNL Laage	141	-35,9%	4.861	-12,3%
ETSI Ingolstadt/Manching	69	-42,0%	3.138	-2,5%

\*The value is of limited conclusiveness (OLC).

Please note: The airport Magdeburg-Cochstedt (EDBC) is currently closed.

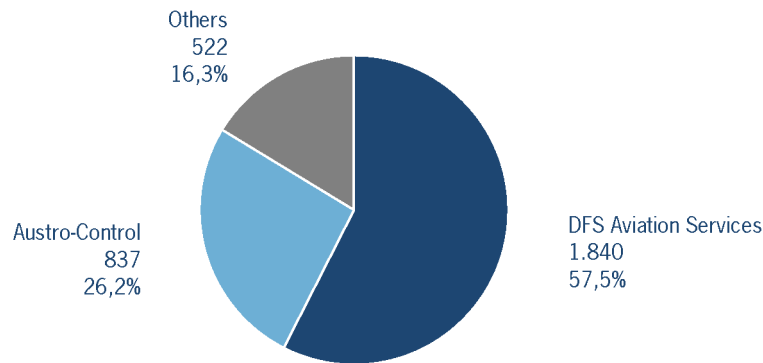
### IFR flights at regional German airports - in detail

IFR events (take-offs and landings) at the different regional towers in the Federal Republic of Germany with control zone and barely any PPR.



### IFR flights at regional German airports - air traffic service providers

Percentage of IFR events (take-offs and landings) at the regional towers in the Federal Republic of Germany differentiated between DFS Aviation Services, Austro Control and other providers.



- DFS Aviation Services: Dortmund (EDLW), Friedrichshafen (EDNY), Karlsruhe/Baden-Baden (EDSB), Lahr (EDTL), Magdeburg/Cochstedt (EDBC), Memmingen (EDJA), Mönchengladbach (EDLN), Niederrhein (EDLV), Paderborn/Lippstadt (EDLP)
- Austro Control: Augsburg (EDMA), Braunschweig-Wolfsburg (EDVE), Frankfurt-Hahn (EDFH), Heringsdorf (EDAH), Hof-Plauen (EDQM), Kassel-Calden (EDVK), Lübeck-Blankensee (EDHL), Schwerin-Parchim (EDOP)
- Others: Ingolstadt/Manching (ETSI), Laage (ETNL), Mannheim City (EDFM), Sylt (EDXW)



## ATFM Arrival Delay

(Data Source: NM statistics, DFS LIZ)

ATFM Arrival Delay with reference to the relevant airport, in minutes per IFR arrival.

*ATFM Arrival Delay:*

*sum of all arrival ATFM delay divided by the sum of all inbound flights for the particular traffic volume*

Airports		ATC Delay [min/arrival]	non ATC Delay [min/arrival]	
	All Airports	0,0042	0,7794	
EDDF	Frankfurt/Main	0	1,5847	
EDDM	München	0	1,0193	
EDDL	Düsseldorf	0	0,9272	
EDDH	Hamburg	0	0,5931	
EDDK	Köln/Bonn	0	0,5000	
EDDS	Stuttgart	0	0,3790	
EDDW	Bremen	0,3286	0	

Please note: The ATFM delay data are provided by NM statistics. Due to internal distribution of the ATFM delay, data are modified by CC/FC and TWR/M. The inbound flight information is based on LIZ statistics.

All Airports means all international German airports: Berlin-Schönefeld (EDDB), Berlin-Tegel (EDDT), Bremen (EDDW), Dresden (EDDC), Düsseldorf (EDDL), Erfurt/Weimar (EDDE), Frankfurt/Main (EDDF), Hamburg (EDDH), Hannover (EDDV), Köln/Bonn (EDDK), Leipzig/Halle (EDDP), München (EDDM), Münster/Osnabrück (EDDG), Nürnberg (EDDN), Saarbrücken (EDDR), Stuttgart (EDDS)