



# LIZ Bulletin

DFS Situation and Information Centre

Week 30

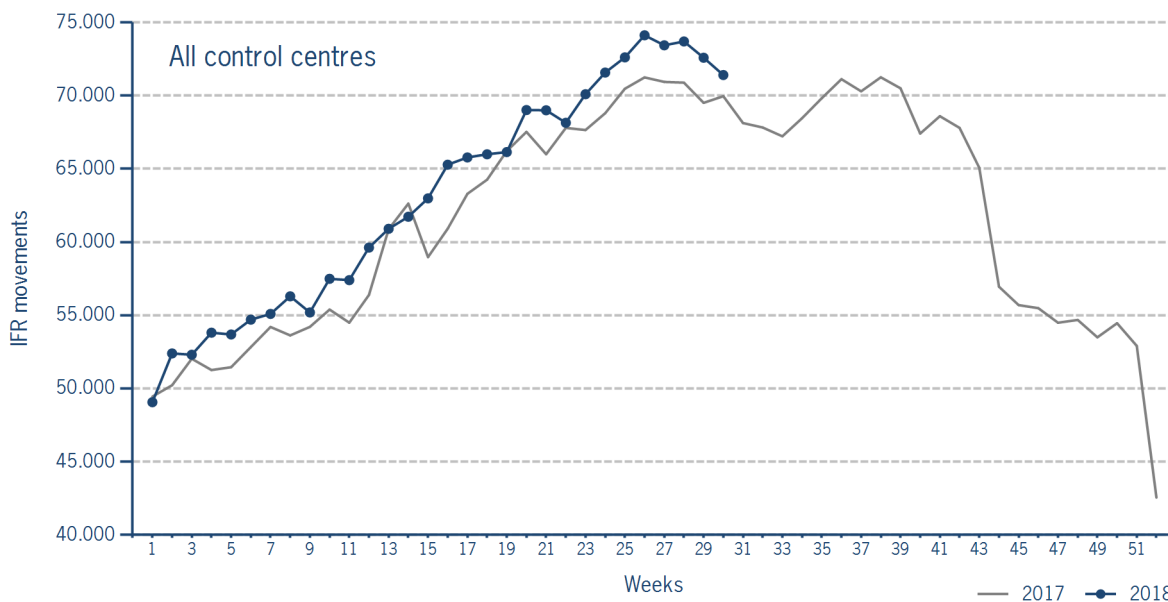
23 JUL 2018 - 29 JUL 2018

Version 01.08.2018

## IFR flights in the Federal Republic of Germany

IFR movements (entries, exits, overflights and domestics) in all control sectors with a German designator.

	2018	2017	Trend
Week 30	71.414	69.966	2,1%
Cumulated Weeks	1.891.618	1.833.476	3,2%

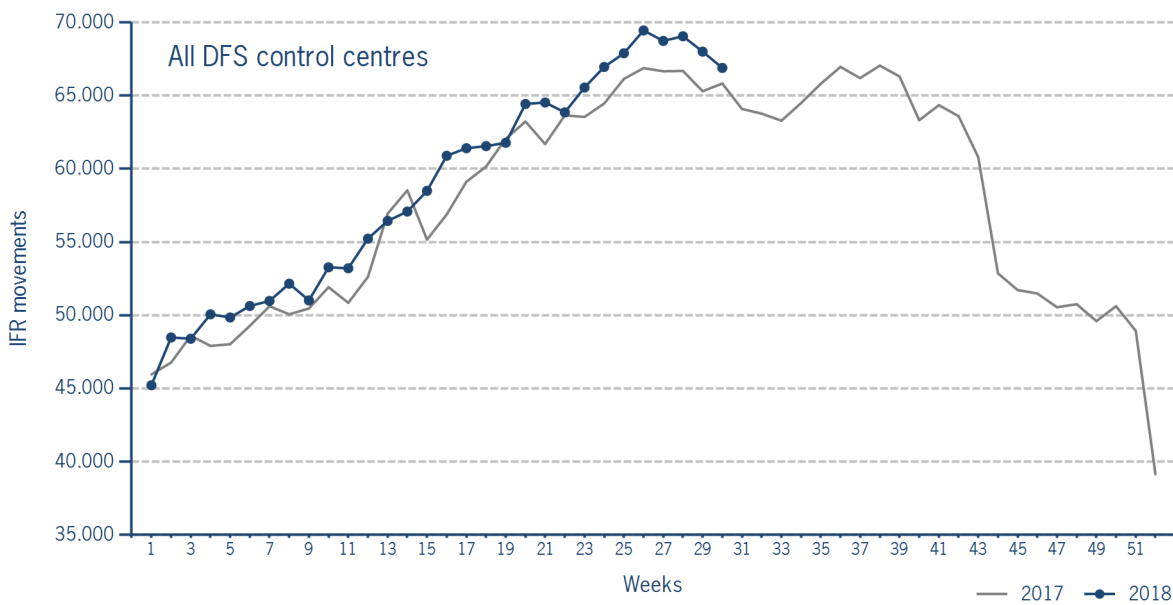


Please note: This count covers the traffic in the area build by all control sectors with a German designator („ED“), regardless of the service provider, including civil and military traffic in sectors controlled by DFS and Maastricht UAC (Maastricht-Hannover sectors). The area counted is composed of modular control sectors designed for ATC purposes with partly cross border structures and is therefore not identical to the political border of the Federal Republic of Germany or the national Flight Information Region (FIR).

## IFR flights controlled by DFS

IFR movements (entries, exits, overflights and domestics) in control sectors controlled by DFS.

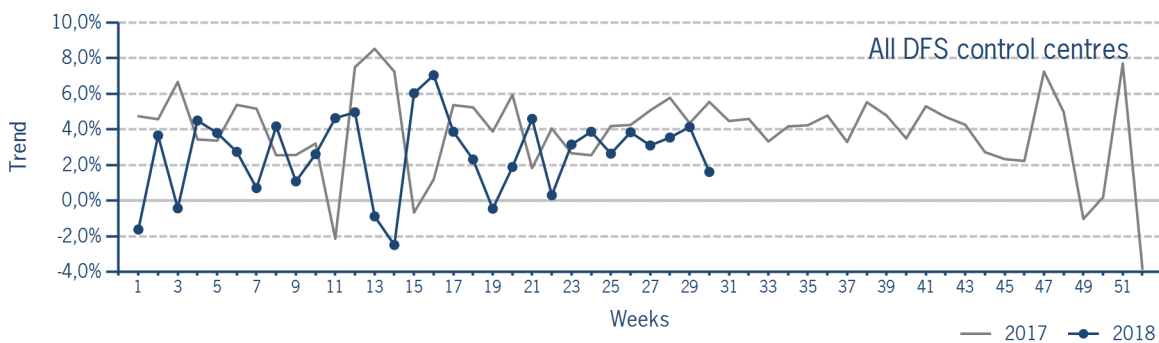
	2018	2017	Trend
<b>Week 30</b>	66.900	65.832	1,6%
<b>Cumulated Weeks</b>	1.761.608	1.716.048	2,7%



Please note: This count covers the traffic in the area build by control sectors of DFS control centres, including civil and military traffic. Traffic in Maastricht UAC (Maastricht-Hannover sectors) is not counted.

## IFR flights controlled by DFS - trend

Trend in the number of IFR movements (entries, exits, overflights and domestics) in control sectors controlled by DFS.

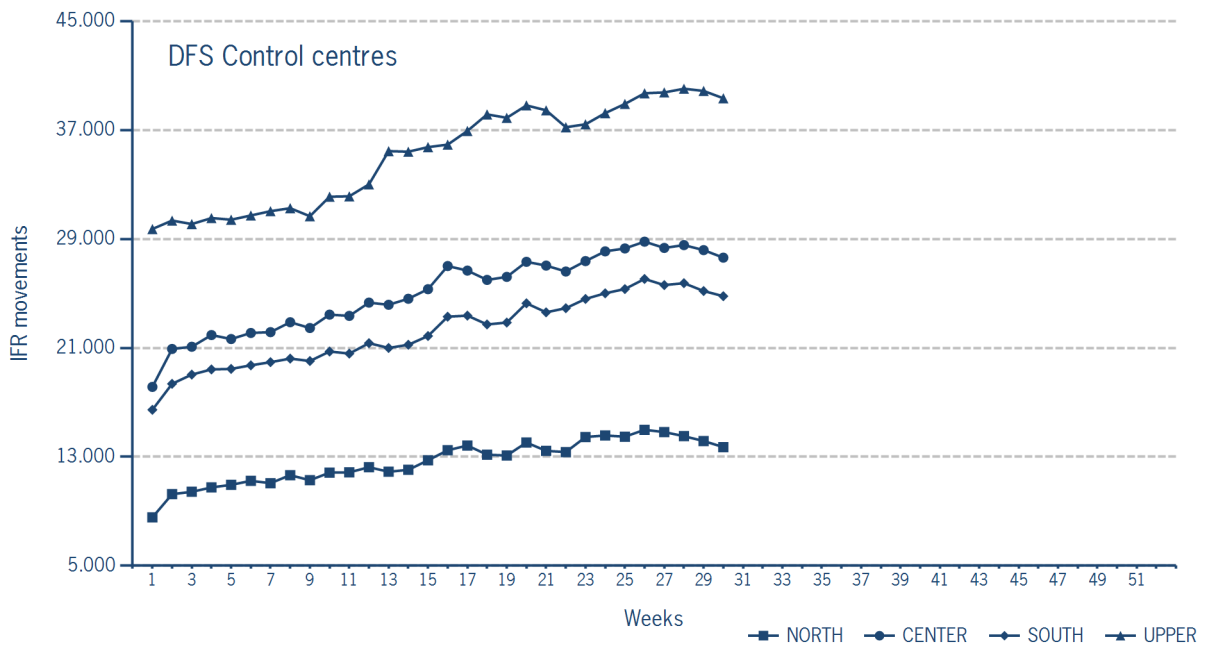


### IFR flights controlled by DFS - in detail

IFR movements (entries, exits, overflights and domestics) controlled by DFS at the different control centres.

	NORTH	CENTER	SOUTH	UPPER
<b>Week 30</b>	13.714	27.629	24.799	39.337
<b>Trend</b>	-1,9%	3,1%	3,8%	-4,2%
<b>Cumulated Weeks</b>	378.908	750.739	665.834	1.055.408
<b>Trend</b>	-1,3%	3,9%	4,0%	0,4%

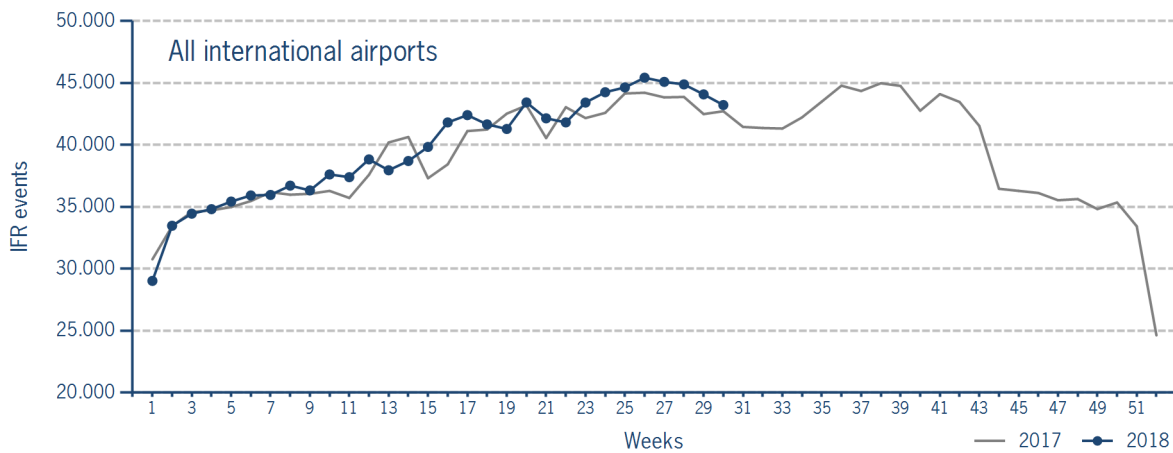
Please note: The trend numbers compare counts of the airspaces in their current configuration to the count of the same airspace in 2017.



### IFR flights at international German airports

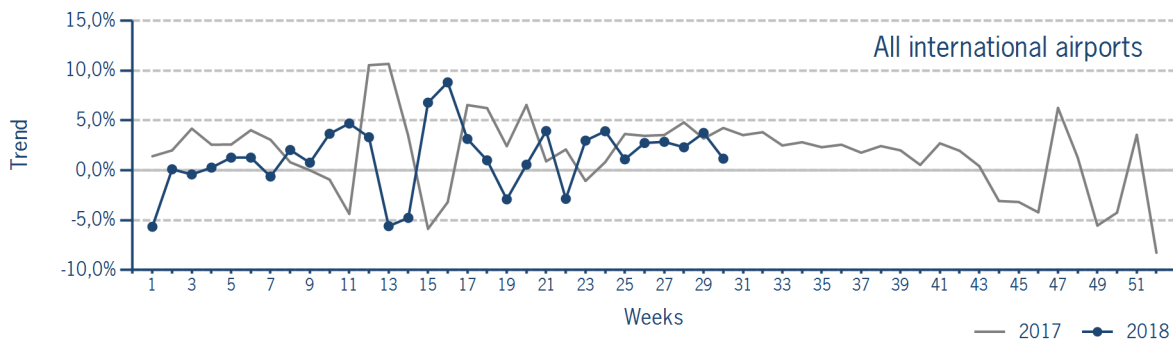
IFR events (take-offs and landings) at the international DFS towers in the Federal Republic of Germany.

	2018	2017	Trend
<b>Week 30</b>	43.218	42.718	1,2%
<b>Cumulated Weeks</b>	1.191.974	1.175.983	1,4%



### IFR flights at international German airports - trend

Trend in the number of IFR events (take-offs and landings) at the international DFS towers in the Federal Republic of Germany.



### IFR flights at international German airports - airport category

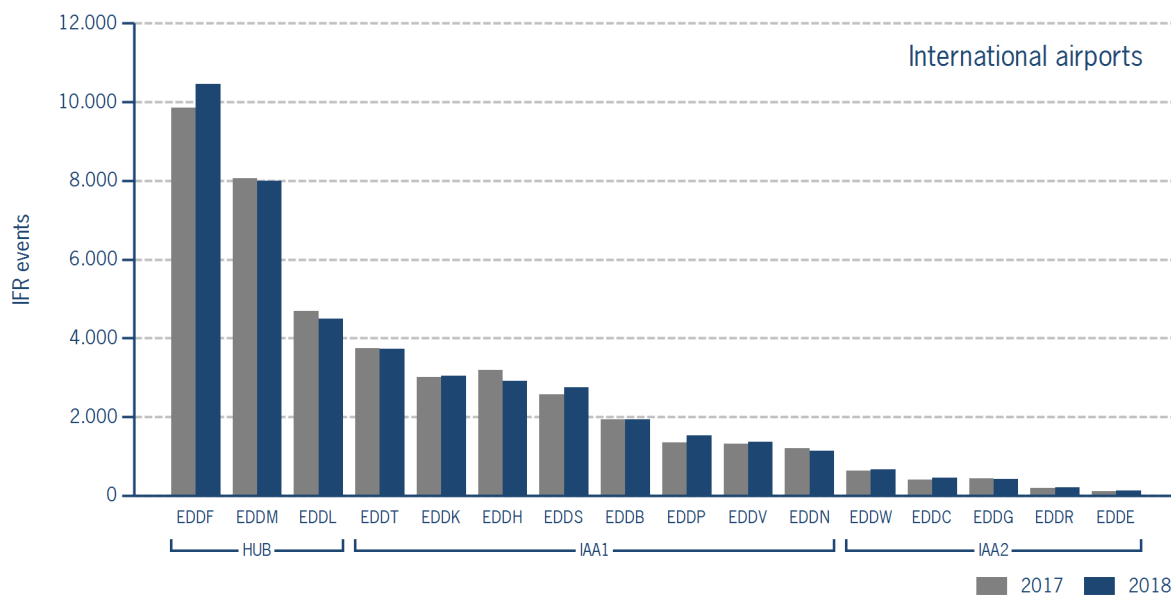
IFR events (take-offs and landings) at the international DFS towers in the Federal Republic of Germany differentiated by Hub Gateways (HUB), International Access Airports 1 (IAA1) and International Access Airports 2 (IAA2).

	HUB	IAA1	IAA2
<b>Week 30</b>	22.943	18.416	1.859
<b>Trend</b>	1,5%	0,4%	4,9%
<b>Cumulated Weeks</b>	642.803	500.539	48.632
<b>Trend</b>	1,9%	0,8%	0,2%

IFR flights at international German airports - in detail

IFR events (take-offs and landings) at the different international DFS towers in the Federal Republic of Germany.

		Week 30	Trend	Week 1 - 30	Trend
<b>HUB</b>					
EDDF	Frankfurt/Main	10.455	6,1%	290.476	8,1%
EDDL	Düsseldorf	4.493	-4,1%	120.155	-7,6%
EDDM	München	7.995	-0,8%	232.172	0,0%
<b>IAA1</b>					
EDDB	Berlin-Schönefeld	1.941	-0,1%	57.800	0,2%
EDDH	Hamburg	2.920	-8,3%	83.552	-5,5%
EDDK	Köln/Bonn	3.049	1,0%	79.451	1,4%
EDDN	Nürnberg	1.138	-5,6%	30.240	1,6%
EDDP	Leipzig/Halle	1.533	13,9%	41.922	15,7%
EDDS	Stuttgart	2.746	6,6%	71.616	7,4%
EDDT	Berlin-Tegel	3.726	-0,6%	99.558	-4,6%
EDDV	Hannover	1.363	3,3%	36.400	4,1%
<b>IAA2</b>					
EDDC	Dresden	453	12,7%	12.229	-3,5%
EDDE	Erfurt/Weimar	121	4,3%	2.977	-4,8%
EDDG	Münster/Osnabrück	415	-3,5%	10.525	2,4%
EDDR	Saarbrücken	202	1,0%	5.239	1,8%
EDDW	Bremen	668	6,9%	17.662	2,0%



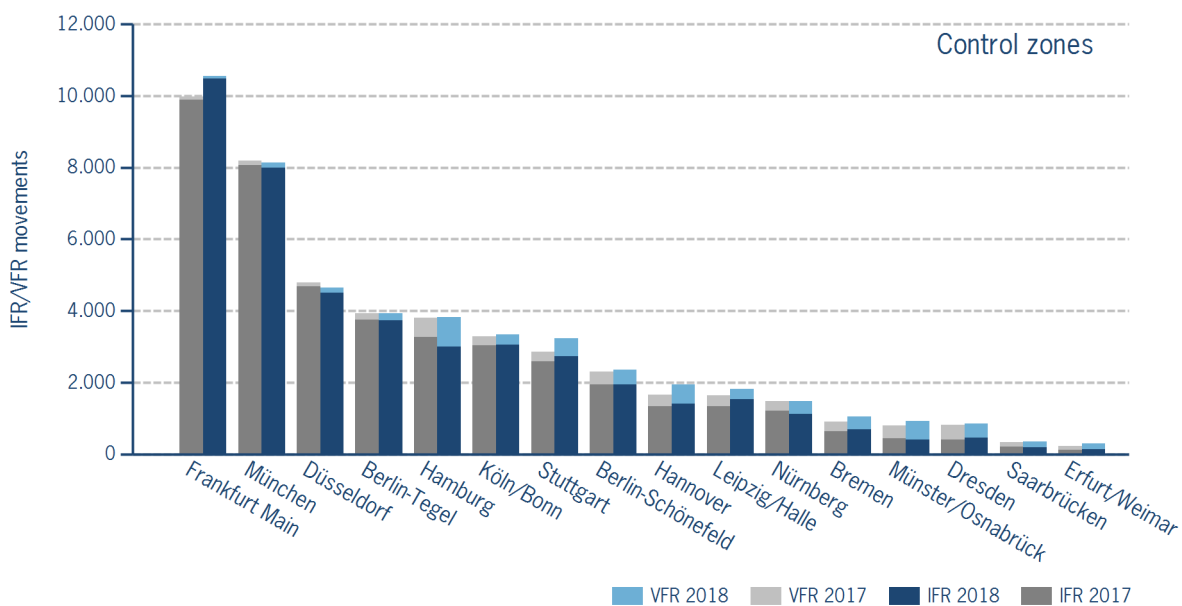
IFR/VFR flights in control zones of DFS towers

IFR/VFR movements (entries, exits, overflights and domestics) at the different control zones of international DFS towers.

	Week 30	Trend	Week 1 - 30	Trend
Berlin-Schönefeld	2.357	2,7%	67.455	3,8%
Berlin-Tegel	3.934	0,3%	105.204	-4,0%
Bremen	1.051	16,0%	25.971	2,3%
Dresden	859	5,3%	21.159	1,3%
Düsseldorf	4.649	-2,8%	124.610	-7,5%
Erfurt/Weimar	288	28,0%	7.406	-5,0%
Frankfurt Main	10.552	5,7%	293.421	8,0%
Hamburg	3.825	0,3%	100.964	-3,3%
Hannover	1.944	17,8%	49.709	6,4%
Köln/Bonn	3.345	2,0%	89.358	1,2%
Leipzig/Halle	1.822	11,7%	50.544	12,0%
München	8.130	-0,7%	235.696	0,2%
Münster/Osnabrück	919	15,5%	22.290	6,3%
Nürnberg	1.478	-0,1%	38.704	1,9%
Saarbrücken	344	3,0%	8.557	0,4%
Stuttgart	3.226	12,9%	81.884	6,0%

Additional information:

Münster reported no glider movements for the current week, i.e. 1.346 glider movements for the cumulated year.



### IFR flights at regional German airports - in detail

IFR events (take-offs and landings) at the different regional towers in the Federal Republic of Germany with control zone and barely any PPR.

	2018	2017	Trend
<b>Week 30</b>	3.494	3.512	-0,5%
<b>Cumulated Weeks</b>	96.201	92.100	4,5%

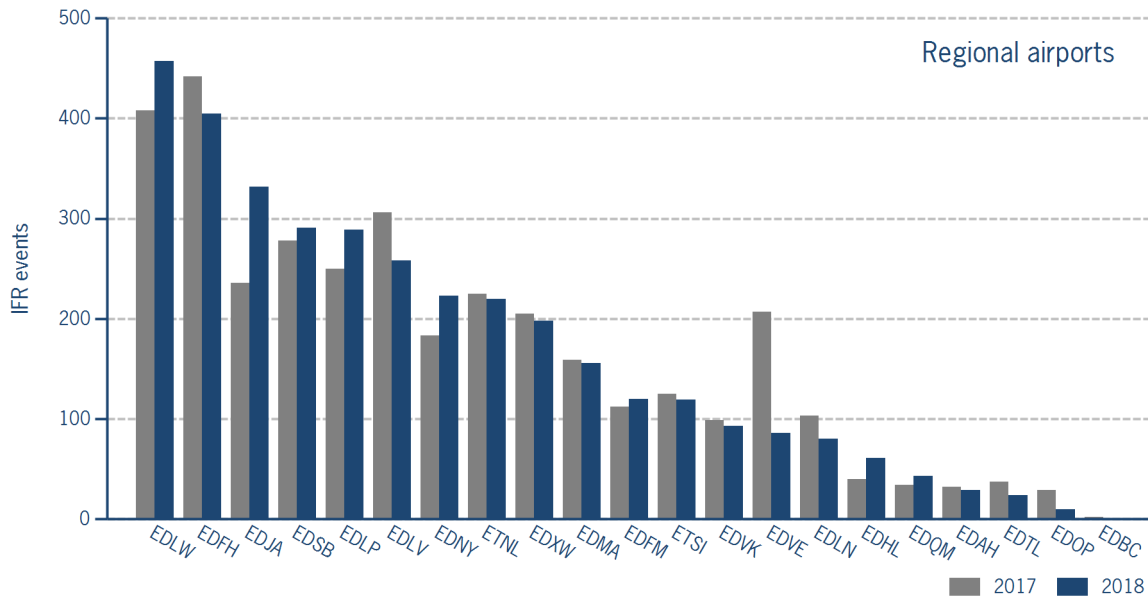
	Week 30	Trend	Week 1 - 30	Trend
EDAH Heringsdorf	29	-9,4%	498	-4,4%
EDBC Magdeburg/Cochstedt	0	-100,0%	1	-75,0%
EDFH Frankfurt-Hahn	405	-8,4%	11.711	-0,2%
EDFM Mannheim City	120	7,1%	3.786	-0,2%
EDHL Lübeck-Blankensee	61	52,5%	1.494	29,6%
EDJA Memmingen	332	40,7%	7.678	18,9%
EDLN Mönchengladbach	80	-22,3%	3.815	9,7%
EDLP Paderborn/Lippstadt	289	15,6%	7.704	7,2%
EDLV Niederrhein	258	-15,7%	7.248	0,6%
EDLW Dortmund	457	12,0%	12.576	10,0%
EDMA Augsburg	156	-1,9%	4.146	1,2%
EDNY Friedrichshafen	223	21,9%	6.028	-1,0%
EDOP Schwerin-Parchim	10	-65,5%	367	-41,1%
EDQM Hof-Plauen	43	26,5%	784	-15,2%
EDSB Karlsruhe/Baden-Baden	291	4,7%	7.016	-6,7%
EDTL Lahr	24	-35,1%	881	-0,2%
EDVE Braunschweig-Wolfsburg	86	-58,5%	5.512	-2,2%
EDVK Kassel-Calden	93	-6,1%	2.698	9,5%
EDXW Sylt	198	-3,4%	3.499	4,3%
ETNL Laage	220	-2,2%	5.542	28,8%
ETSI Ingolstadt/Manching	119	-4,8%	3.217	-0,8%

\*The value is of limited conclusiveness (OLC).

Please note: The airport Magdeburg-Cochstedt (EDBC) is currently closed.

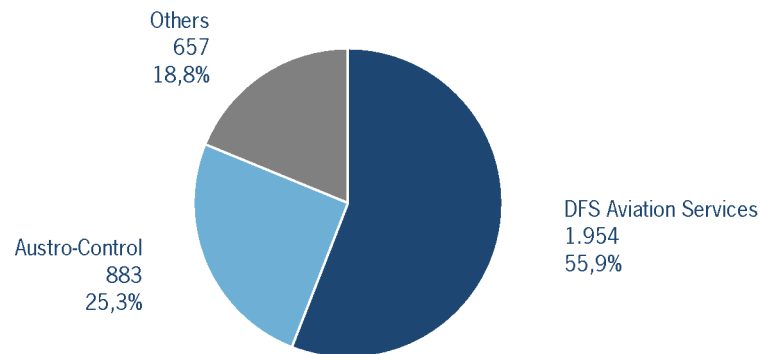
### IFR flights at regional German airports - in detail

IFR events (take-offs and landings) at the different regional towers in the Federal Republic of Germany with control zone and barely any PPR.



### IFR flights at regional German airports - air traffic service providers

Percentage of IFR events (take-offs and landings) at the regional towers in the Federal Republic of Germany differentiated between DFS Aviation Services, Austro Control and other providers.



- DFS Aviation Services: Dortmund (EDLW), Friedrichshafen (EDNY), Karlsruhe/Baden-Baden (EDSB), Lahr (EDTL), Magdeburg/Cochstedt (EDBC), Memmingen (EDJA), Mönchengladbach (EDLN), Niederrhein (EDLV), Paderborn/Lippstadt (EDLP)
- Austro Control: Augsburg (EDMA), Braunschweig-Wolfsburg (EDVE), Frankfurt-Hahn (EDFH), Heringsdorf (EDAH), Hof-Plauen (EDQM), Kassel-Calden (EDVK), Lübeck-Blankensee (EDHL), Schwerin-Parchim (EDOP)
- Others: Ingolstadt/Manching (ETSI), Laage (ETNL), Mannheim City (EDFM), Sylt (EDXW)



## ATFM Arrival Delay

(Data Source: NM statistics, DFS LIZ)

ATFM Arrival Delay with reference to the relevant airport, in minutes per IFR arrival.

*ATFM Arrival Delay:*  
sum of all arrival ATFM delay divided by the sum of all inbound flights for the particular traffic volume

Airports		ATC Delay [min/arrival]	non ATC Delay [min/arrival]	
	All Airports	0,0396	0,4972	
EDDF	Frankfurt/Main	0	1,0503	
EDDV	Hannover	0,7709	0	
EDDM	München	0	0,7487	
EDDK	Köln/Bonn	0	0,7024	
EDDW	Bremen	0,4006	0	
EDDL	Düsseldorf	0	0,3702	
EDDT	Berlin-Tegel	0	0,1985	
EDDH	Hamburg	0,1348	0	

Please note: The ATFM delay data are provided by NM statistics. Due to internal distribution of the ATFM delay, data are modified by CC/FC and TWR/M. The inbound flight information is based on LIZ statistics.

All Airports means all international German airports: Berlin-Schönefeld (EDDB), Berlin-Tegel (EDDT), Bremen (EDDW), Dresden (EDDC), Düsseldorf (EDDL), Erfurt/Weimar (EDDE), Frankfurt/Main (EDDF), Hamburg (EDDH), Hannover (EDDV), Köln/Bonn (EDDK), Leipzig/Halle (EDDP), München (EDDM), Münster/Osnabrück (EDDG), Nürnberg (EDDN), Saarbrücken (EDDR), Stuttgart (EDDS)