



LIZ Bulletin

DFS Situation and Information Centre

Week 29

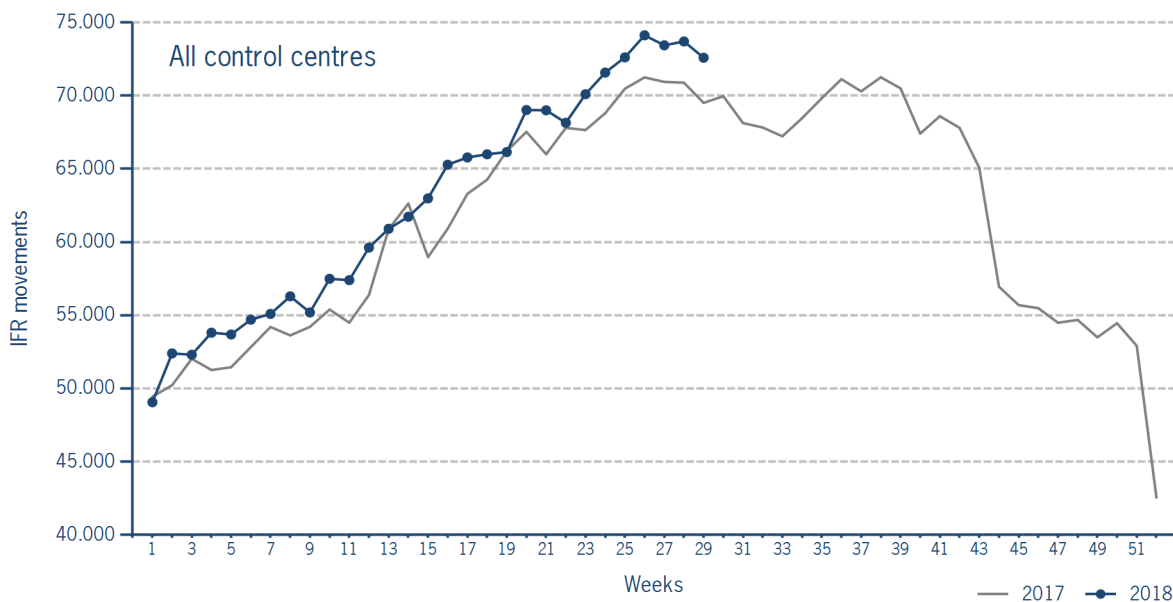
16 JUL 2018 - 22 JUL 2018

Version 25.07.2018

IFR flights in the Federal Republic of Germany

IFR movements (entries, exits, overflights and domestics) in all control sectors with a German designator.

	2018	2017	Trend
Week 29	72.597	69.513	4,4%
Cumulated Weeks	1.820.204	1.763.510	3,2%

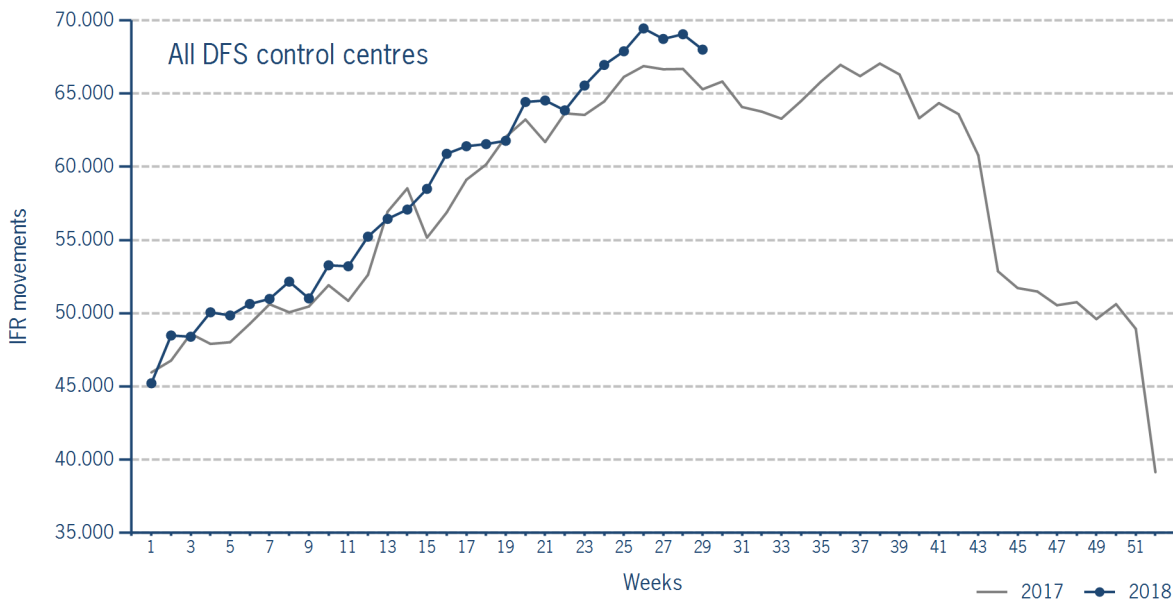


Please note: This count covers the traffic in the area build by all control sectors with a German designator („ED“), regardless of the service provider, including civil and military traffic in sectors controlled by DFS and Maastricht UAC (Maastricht-Hannover sectors). The area counted is composed of modular control sectors designed for ATC purposes with partly cross border structures and is therefore not identical to the political border of the Federal Republic of Germany or the national Flight Information Region (FIR).

IFR flights controlled by DFS

IFR movements (entries, exits, overflights and domestics) in control sectors controlled by DFS.

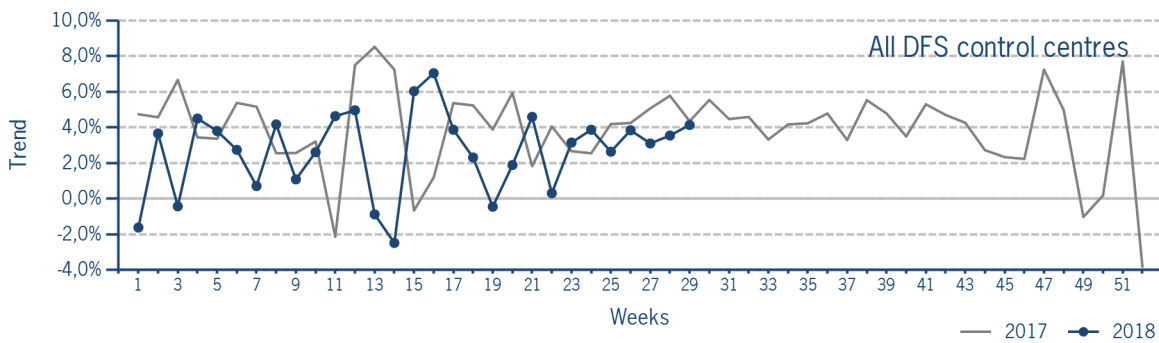
	2018	2017	Trend
Week 29	68.014	65.307	4,1%
Cumulated Weeks	1.694.708	1.650.216	2,7%



Please note: This count covers the traffic in the area build by control sectors of DFS control centres, including civil and military traffic. Traffic in Maastricht UAC (Maastricht-Hannover sectors) is not counted.

IFR flights controlled by DFS - trend

Trend in the number of IFR movements (entries, exits, overflights and domestics) in control sectors controlled by DFS.

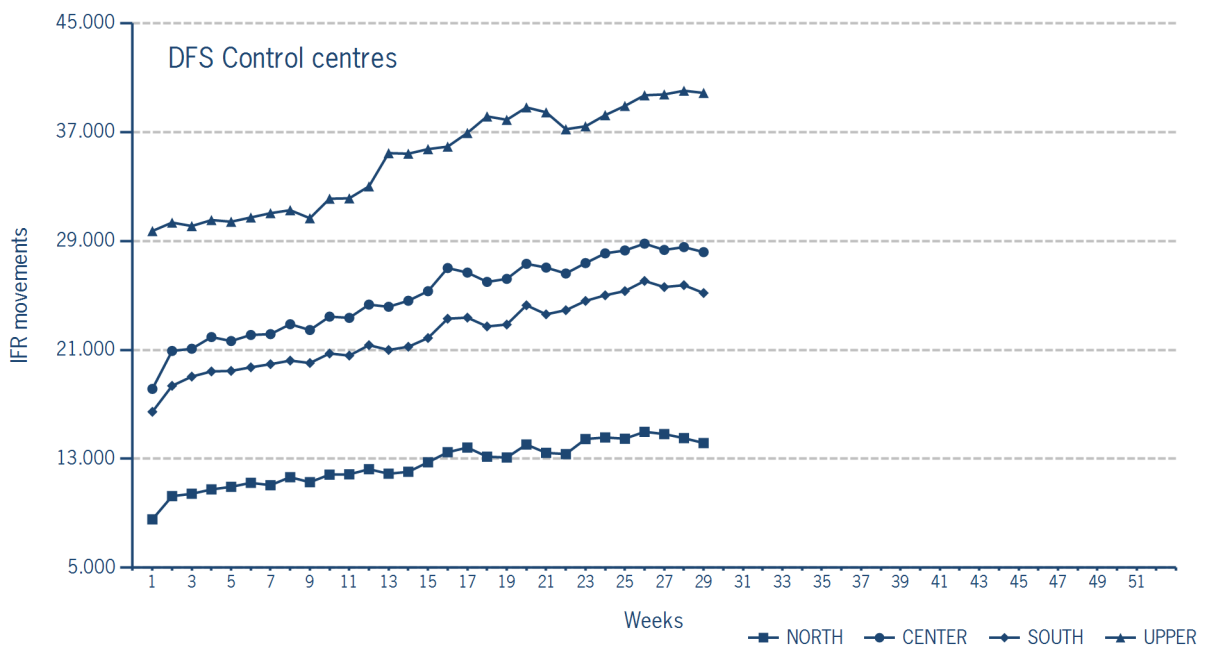


IFR flights controlled by DFS - in detail

IFR movements (entries, exits, overflights and domestics) controlled by DFS at the different control centres.

	NORTH	CENTER	SOUTH	UPPER
Week 29	14.161	28.183	25.178	39.875
Trend	2,4%	5,3%	6,0%	-1,6%
Cumulated Weeks	365.194	723.110	641.035	1.016.071
Trend	-1,3%	3,9%	4,0%	0,6%

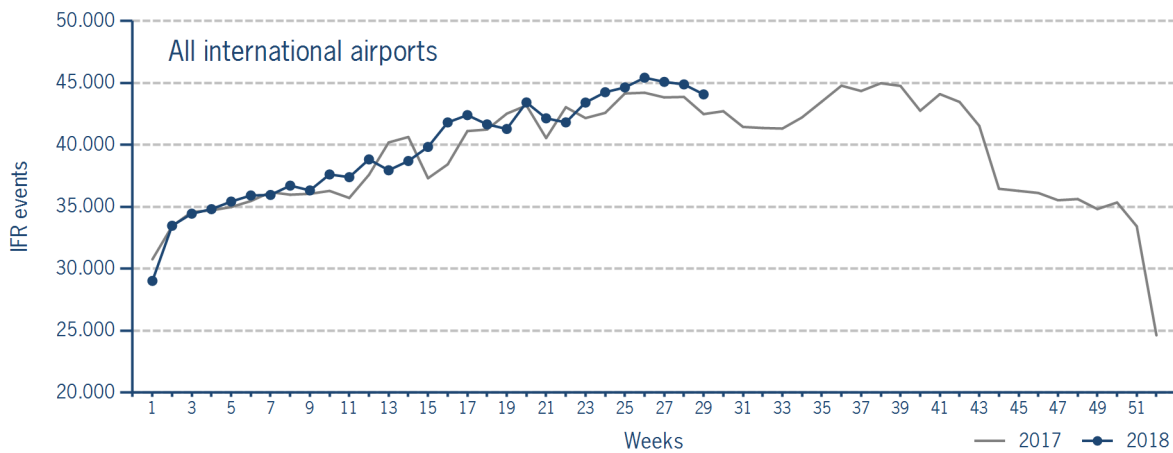
Please note: The trend numbers compare counts of the airspaces in their current configuration to the count of the same airspace in 2017.



IFR flights at international German airports

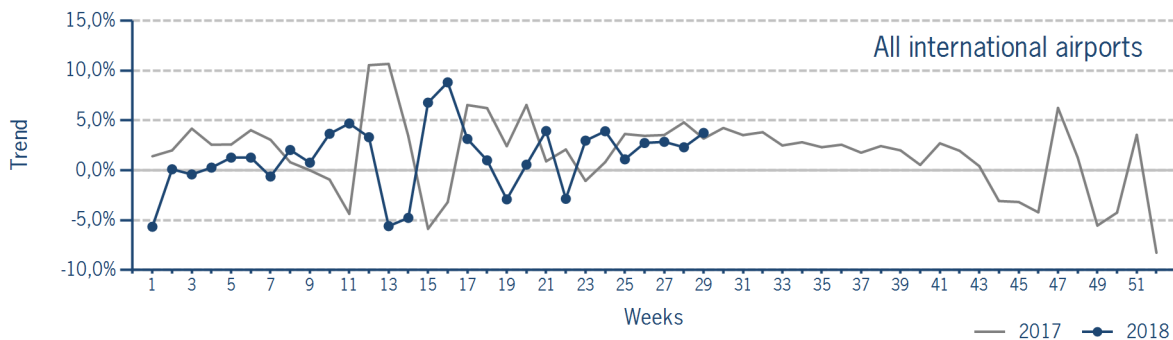
IFR events (take-offs and landings) at the international DFS towers in the Federal Republic of Germany.

	2018	2017	Trend
Week 29	44.079	42.486	3,7%
Cumulated Weeks	1.148.756	1.133.265	1,4%



IFR flights at international German airports - trend

Trend in the number of IFR events (take-offs and landings) at the international DFS towers in the Federal Republic of Germany.



IFR flights at international German airports - airport category

IFR events (take-offs and landings) at the international DFS towers in the Federal Republic of Germany differentiated by Hub Gateways (HUB), International Access Airports 1 (IAA1) and International Access Airports 2 (IAA2).

	HUB	IAA1	IAA2
Week 29	23.336	18.803	1.940
Trend	3,3%	3,7%	10,0%
Cumulated Weeks	619.860	482.123	46.773
Trend	1,9%	0,8%	0,0%

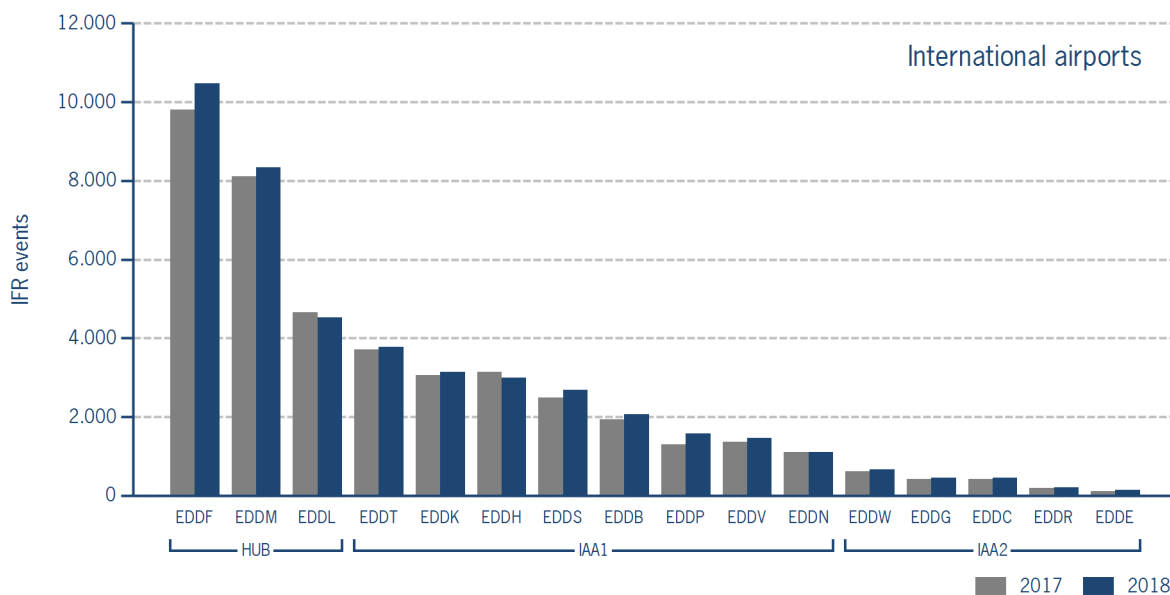
IFR flights at international German airports - in detail

IFR events (take-offs and landings) at the different international DFS towers in the Federal Republic of Germany.

		Week 29	Trend	Week 1 - 29	Trend
HUB					
EDDF	Frankfurt/Main	10.472	6,7%	280.021	8,1%
EDDL	Düsseldorf	4.532	-2,8%	115.662	-7,7%
EDDM	München	8.332	2,6%	224.177	0,1%

		Week 29	Trend	Week 1 - 29	Trend
IAA1					
EDDB	Berlin-Schönefeld	2.067	7,0%	55.859	0,2%
EDDH	Hamburg	2.991	-5,0%	80.632	-5,4%
EDDK	Köln/Bonn	3.145	2,6%	76.402	1,4%
EDDN	Nürnberg	1.113	1,3%	29.102	1,9%
EDDP	Leipzig/Halle	1.571	20,5%	40.389	15,8%
EDDS	Stuttgart	2.683	7,5%	68.870	7,4%
EDDT	Berlin-Tegel	3.771	1,4%	95.832	-4,8%
EDDV	Hannover	1.462	6,9%	35.037	4,1%

		Week 29	Trend	Week 1 - 29	Trend
IAA2					
EDDC	Dresden	454	9,7%	11.776	-4,0%
EDDE	Erfurt/Weimar	145	22,9%	2.856	-5,2%
EDDG	Münster/Osnabrück	456	9,6%	10.110	2,6%
EDDR	Saarbrücken	216	12,5%	5.037	1,9%
EDDW	Bremen	669	7,4%	16.994	1,8%



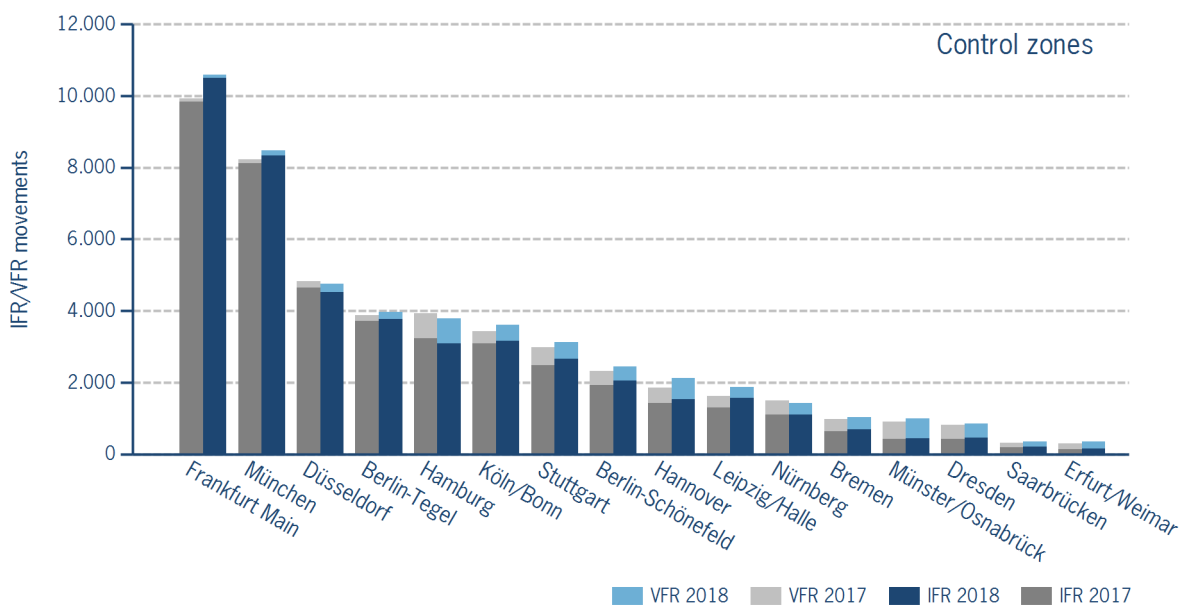
IFR/VFR flights in control zones of DFS towers

IFR/VFR movements (entries, exits, overflights and domestics) at the different control zones of international DFS towers.

	Week 29	Trend	Week 1 - 29	Trend
Berlin-Schönefeld	2.441	5,6%	65.098	3,8%
Berlin-Tegel	3.966	2,1%	101.270	-4,2%
Bremen	1.038	5,9%	24.920	1,8%
Dresden	851	4,8%	20.300	1,1%
Düsseldorf	4.749	-1,4%	119.961	-7,6%
Erfurt/Weimar	342	18,8%	7.118	-6,0%
Frankfurt Main	10.592	6,7%	282.869	8,1%
Hamburg	3.786	-3,6%	97.139	-3,5%
Hannover	2.121	13,8%	47.765	5,9%
Köln/Bonn	3.603	5,0%	86.013	1,2%
Leipzig/Halle	1.866	14,5%	48.722	12,0%
München	8.473	3,0%	227.566	0,2%
Münster/Osnabrück	1.001	10,6%	21.371	6,0%
Nürnberg	1.428	-4,2%	37.226	2,0%
Saarbrücken	353	10,3%	8.213	0,3%
Stuttgart	3.124	5,0%	78.658	5,7%

Additional information:

Münster reported 46 glider movements for the current week, i.e. 1.346 glider movements for the cumulated year.



IFR flights at regional German airports - in detail

IFR events (take-offs and landings) at the different regional towers in the Federal Republic of Germany with control zone and barely any PPR.

	2018	2017	Trend
Week 29	3.673	3.401	8,0%
Cumulated Weeks	92.707	88.588	4,6%

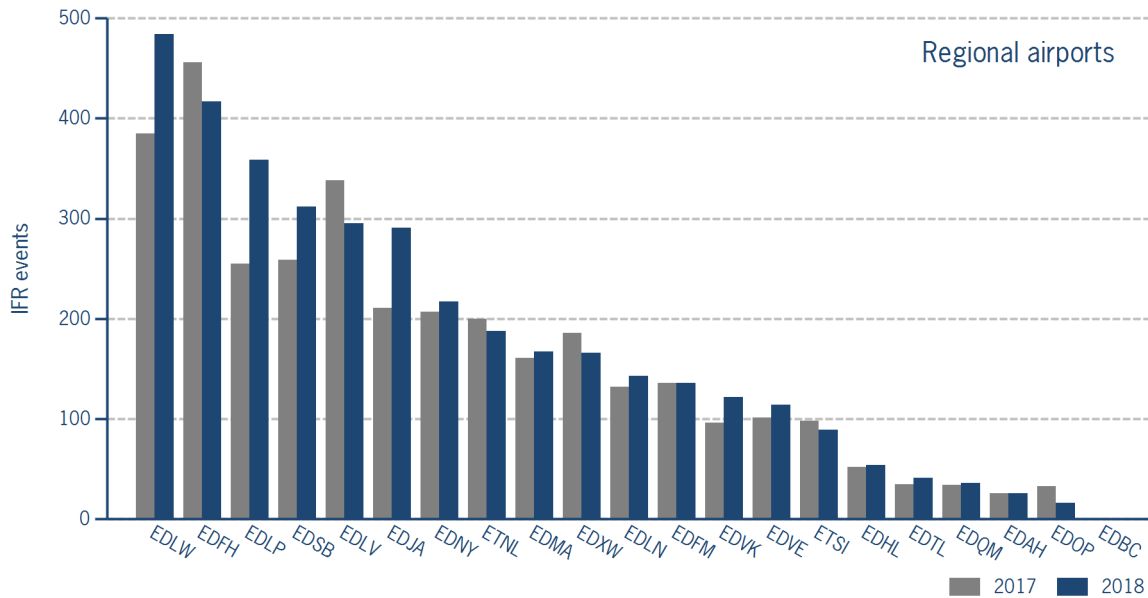
	Week 29	Trend	Week 1 - 29	Trend
EDAH Heringsdorf	26	0,0%	469	-4,1%
EDBC Magdeburg/Cochstedt	0	N/A	1	-50,0%
EDFH Frankfurt-Hahn	417	-8,6%	11.306	0,2%
EDFM Mannheim City	136	0,0%	3.666	-0,4%
EDHL Lübeck-Blankensee	54	3,8%	1.433	28,8%
EDJA Memmingen	291	37,9%	7.346	18,1%
EDLN Mönchengladbach	143	8,3%	3.735	10,6%
EDLP Paderborn/Lippstadt	359	40,8%	7.415	6,9%
EDLV Niederrhein	295	-12,7%	6.990	1,3%
EDLW Dortmund	484	25,7%	12.119	9,9%
EDMA Augsburg	167	3,7%	3.990	1,3%
EDNY Friedrichshafen	217	4,8%	5.805	-1,7%
EDOP Schwerin-Parchim	16	-51,5%	357	-39,9%
EDQM Hof-Plauen	36	5,9%	741	-16,7%
EDSB Karlsruhe/Baden-Baden	312	20,5%	6.725	-7,2%
EDTL Lahr	41	17,1%	857	1,3%
EDVE Braunschweig-Wolfsburg	114	12,9%	5.426	-0,1%
EDVK Kassel-Calden	122	27,1%	2.605	10,1%
EDXW Sylt	166	-10,8%	3.301	4,8%
ETNL Laage	188	-6,0%	5.322	30,5%
ETSI Ingolstadt/Manching	89	-9,2%	3.098	-0,6%

*The value is of limited conclusiveness (OLC).

Please note: The airport Magdeburg-Cochstedt (EDBC) is currently closed.

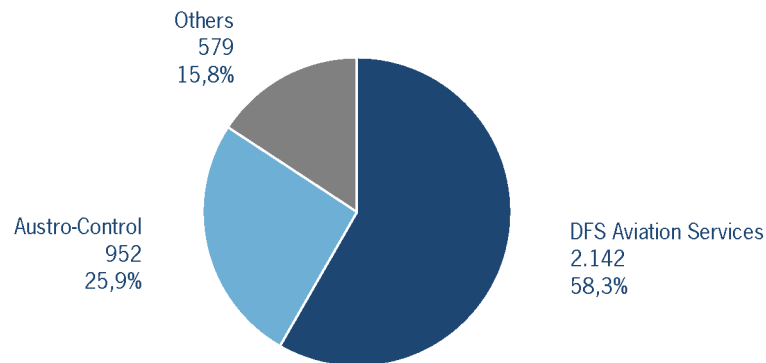
IFR flights at regional German airports - in detail

IFR events (take-offs and landings) at the different regional towers in the Federal Republic of Germany with control zone and barely any PPR.



IFR flights at regional German airports - air traffic service providers

Percentage of IFR events (take-offs and landings) at the regional towers in the Federal Republic of Germany differentiated between DFS Aviation Services, Austro Control and other providers.



- DFS Aviation Services: Dortmund (EDLW), Friedrichshafen (EDNY), Karlsruhe/Baden-Baden (EDSB), Lahr (EDTL), Magdeburg/Cochstedt (EDBC), Memmingen (EDJA), Mönchengladbach (EDLN), Niederrhein (EDLV), Paderborn/Lippstadt (EDLP)
- Austro Control: Augsburg (EDMA), Braunschweig-Wolfsburg (EDVE), Frankfurt-Hahn (EDFH), Heringsdorf (EDAH), Hof-Plauen (EDQM), Kassel-Calden (EDVK), Lübeck-Blankensee (EDHL), Schwerin-Parchim (EDOP)
- Others: Ingolstadt/Manching (ETSI), Laage (ETNL), Mannheim City (EDFM), Sylt (EDXW)

ATFM Arrival Delay

(Data Source: NM statistics, DFS LIZ)

ATFM Arrival Delay with reference to the relevant airport, in minutes per IFR arrival.

ATFM Arrival Delay:

sum of all arrival ATFM delay divided by the sum of all inbound flights for the particular traffic volume

Airports		ATC Delay [min/arrival]	non ATC Delay [min/arrival]	
	All Airports	0,0169	0,5138	
EDDF	Frankfurt/Main	0	1,6485	
EDDW	Bremen	1,1101	0	
EDDK	Köln/Bonn	0	0,8152	
EDDM	München	0	0,2411	
EDDL	Düsseldorf	0	0,1837	

Please note: The ATFM delay data are provided by NM statistics. Due to internal distribution of the ATFM delay, data are modified by CC/FC and TWR/M. The inbound flight information is based on LIZ statistics.

All Airports means all international German airports: Berlin-Schönefeld (EDDB), Berlin-Tegel (EDDT), Bremen (EDDW), Dresden (EDDC), Düsseldorf (EDDL), Erfurt/Weimar (EDDE), Frankfurt/Main (EDDF), Hamburg (EDDH), Hannover (EDDV), Köln/Bonn (EDDK), Leipzig/Halle (EDDP), München (EDDM), Münster/Osnabrück (EDDG), Nürnberg (EDDN), Saarbrücken (EDDR), Stuttgart (EDDS)