



LIZ Bulletin

DFS Situation and Information Centre

Week 28

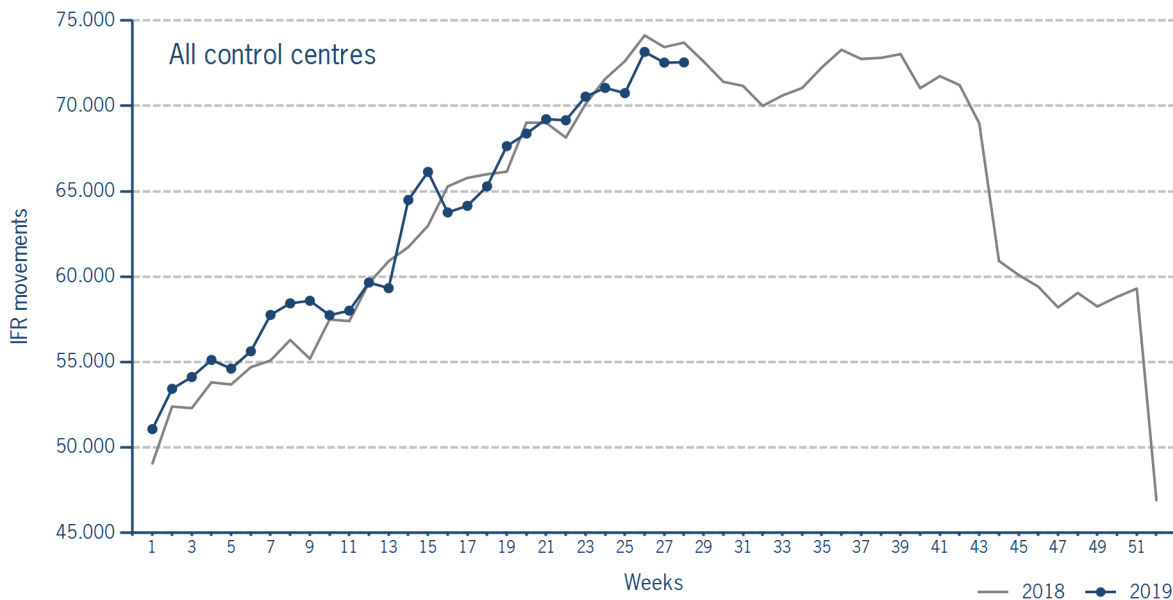
8 JUL 2019 - 14 JUL 2019

Version 17.07.2019

IFR flights in the Federal Republic of Germany

IFR movements (entries, exits, overflights and domestics) in all control sectors with a German designator.

	2019	2018	Trend
Week 28	72.548	73.708	-1,6%
Cumulated Weeks	1.762.305	1.747.607	0,8%

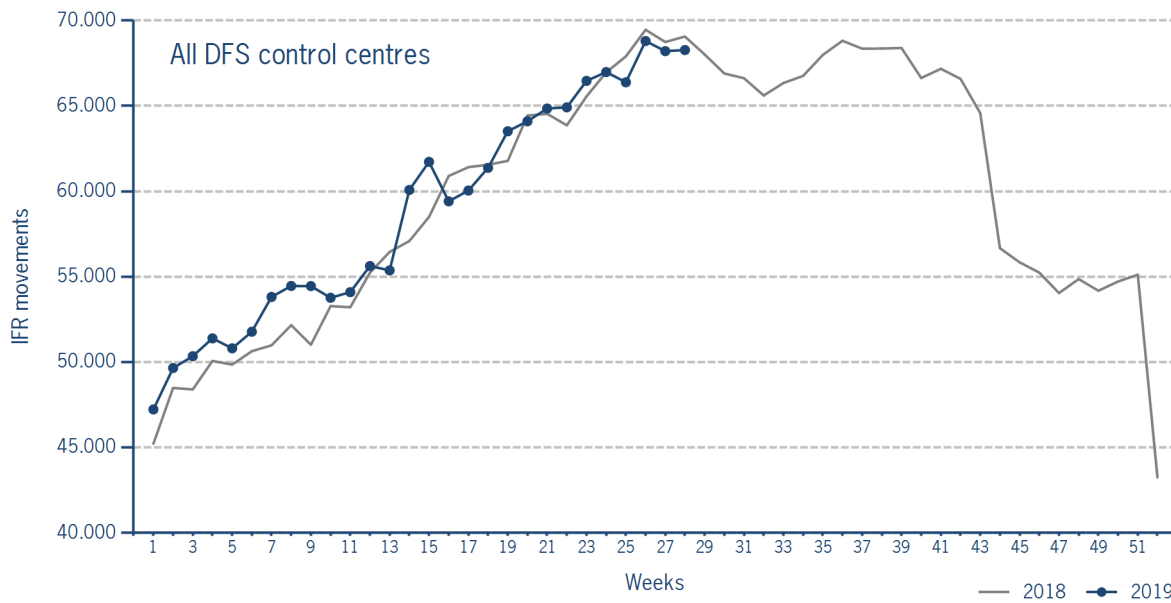


Please note: This count covers the traffic in the area build by all control sectors with a German designator („ED“), regardless of the service provider, including civil and military traffic in sectors controlled by DFS and Maastricht UAC (Maastricht-Hannover sectors). The area counted is composed of modular control sectors designed for ATC purposes with partly cross border structures and is therefore not identical to the political border of the Federal Republic of Germany or the national Flight Information Region (FIR).

IFR flights controlled by DFS

IFR movements (entries, exits, overflights and domestics) in control sectors controlled by DFS.

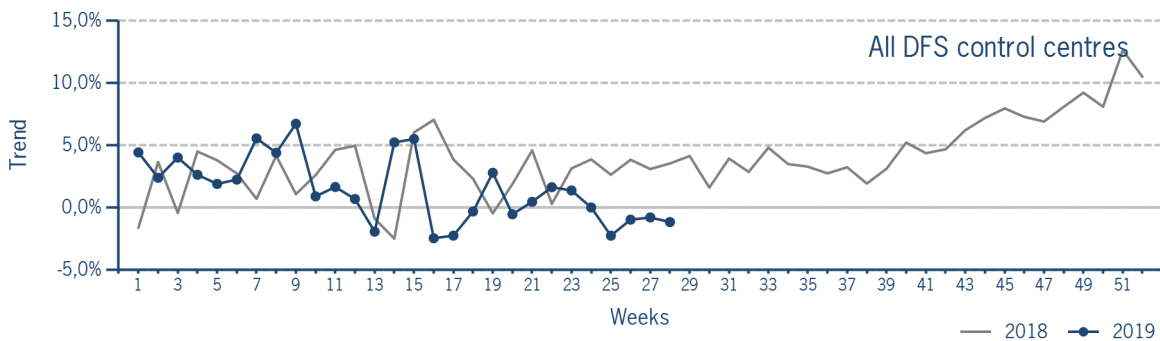
	2019	2018	Trend
Week 28	68.274	69.064	-1,1%
Cumulated Weeks	1.647.847	1.626.694	1,3%



Please note: This count covers the traffic in the area build by control sectors of DFS control centres, including civil and military traffic. Traffic in Maastricht UAC (Maastricht-Hannover sectors) is not counted.

IFR flights controlled by DFS - trend

Trend in the number of IFR movements (entries, exits, overflights and domestics) in control sectors controlled by DFS.

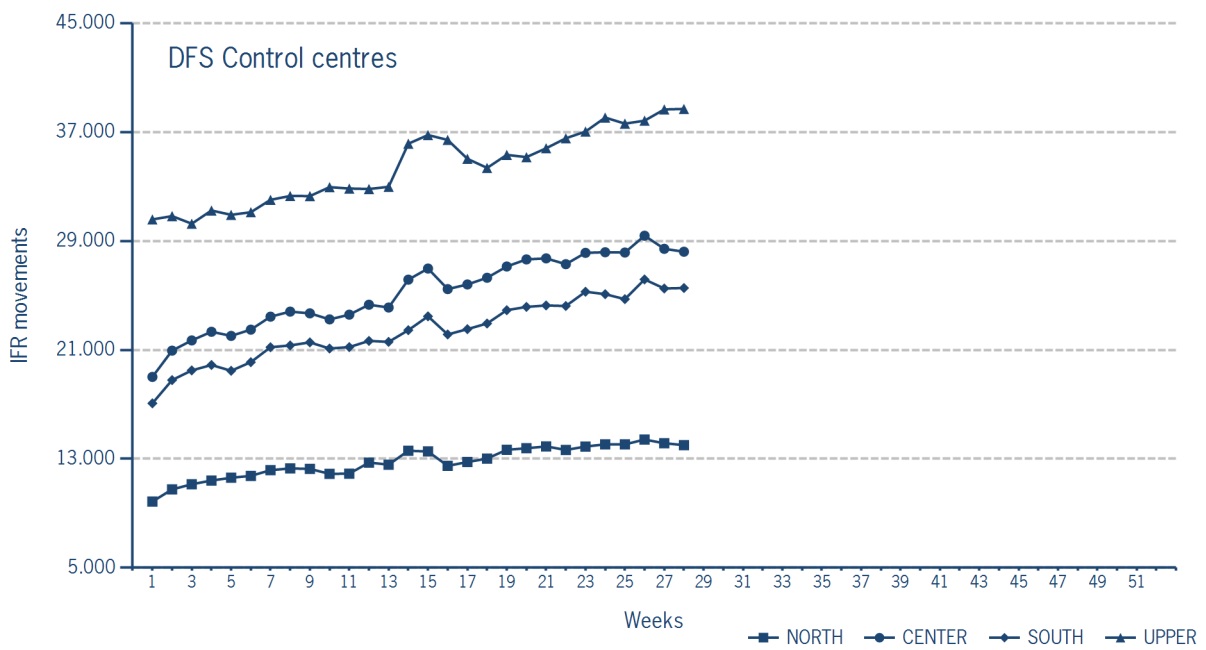


IFR flights controlled by DFS - in detail

IFR movements (entries, exits, overflights and domestics) controlled by DFS at the different control centres.

	NORTH	CENTER	SOUTH	UPPER
Week 28	14.007	28.212	25.547	38.700
Trend	-3,5%	-1,2%	-0,8%	-3,3%
Cumulated Weeks	357.337	705.710	626.873	962.722
Trend	1,8%	1,6%	1,8%	-1,4%

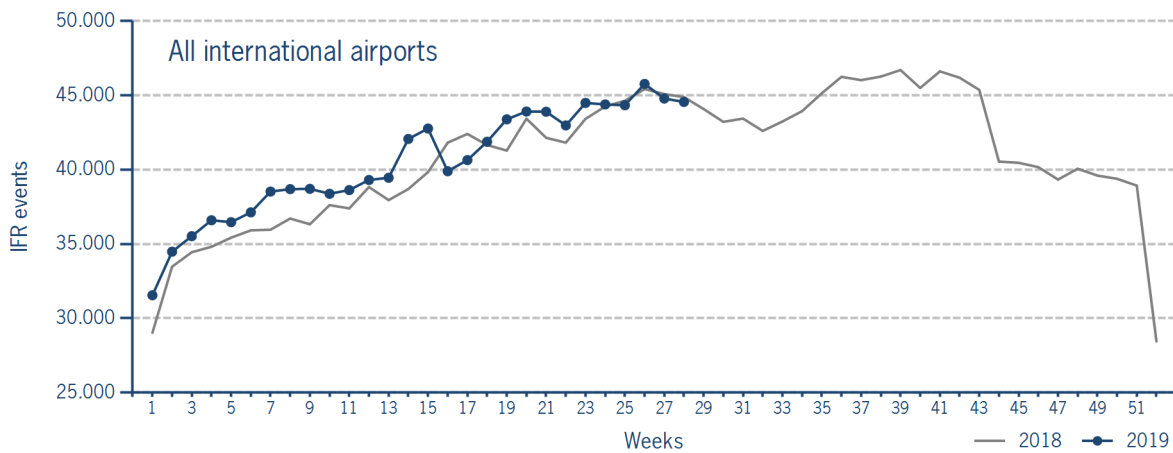
Please note: The trend numbers compare counts of the airspaces in their current configuration to the count of the same airspace in 2018.



IFR flights at international German airports

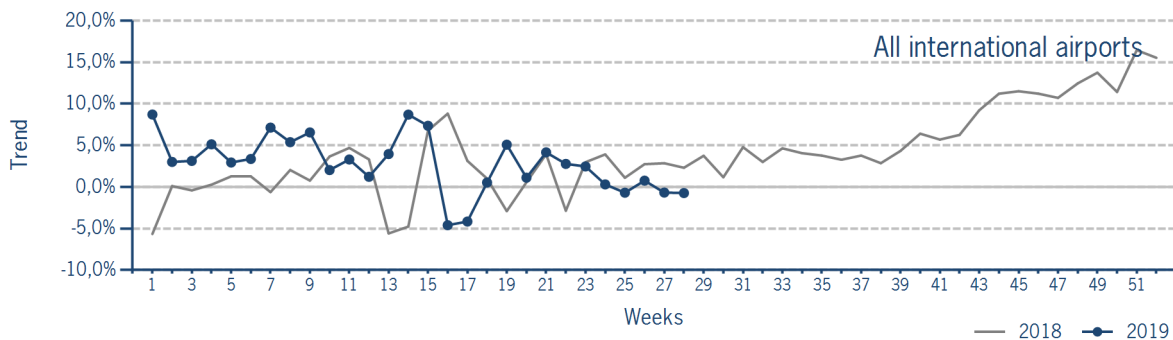
IFR events (take-offs and landings) at the international DFS towers in the Federal Republic of Germany.

	2019	2018	Trend
Week 28	44.557	44.884	-0,7%
Cumulated Weeks	1.133.192	1.104.677	2,6%



IFR flights at international German airports - trend

Trend in the number of IFR events (take-offs and landings) at the international DFS towers in the Federal Republic of Germany.



IFR flights at international German airports - airport category

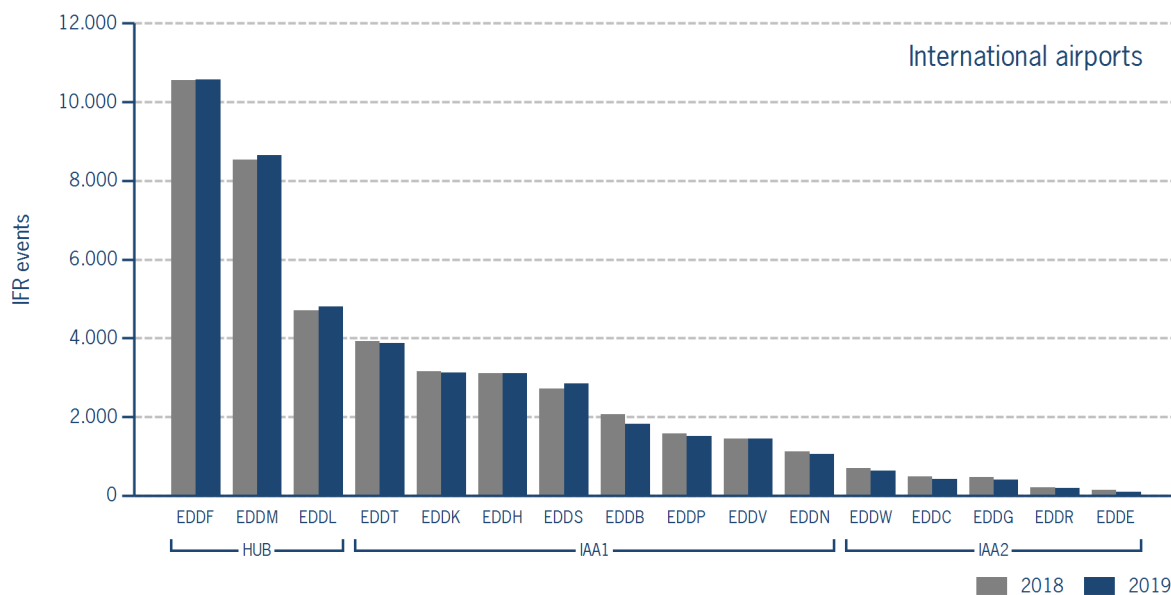
IFR events (take-offs and landings) at the international DFS towers in the Federal Republic of Germany differentiated by Hub Gateways (HUB), International Access Airports 1 (IAA1) and International Access Airports 2 (IAA2).

	HUB	IAA1	IAA2
Week 28	24.024	18.786	1.747
Trend	1,0%	-1,7%	-11,9%
Cumulated Weeks	615.468	475.537	42.187
Trend	3,2%	2,6%	-5,9%

IFR flights at international German airports - in detail

IFR events (take-offs and landings) at the different international DFS towers in the Federal Republic of Germany.

		Week 28	Trend	Week 1 - 28	Trend
HUB					
EDDF	Frankfurt/Main	10.572	0,2%	274.288	1,8%
EDDL	Düsseldorf	4.810	2,1%	120.008	8,0%
EDDM	München	8.642	1,3%	221.172	2,5%
IAA1					
EDDB	Berlin-Schönefeld	1.824	-11,7%	49.438	-8,1%
EDDH	Hamburg	3.112	0,1%	79.651	2,6%
EDDK	Köln/Bonn	3.126	-0,9%	73.161	-0,1%
EDDN	Nürnberg	1.057	-5,2%	25.484	-8,9%
EDDP	Leipzig/Halle	1.506	-4,8%	39.929	2,9%
EDDS	Stuttgart	2.843	4,7%	69.752	5,4%
EDDT	Berlin-Tegel	3.873	-1,4%	104.749	13,8%
EDDV	Hannover	1.445	0,0%	33.373	-0,6%
IAA2					
EDDC	Dresden	427	-11,2%	10.776	-4,8%
EDDE	Erfurt/Weimar	93	-32,6%	2.388	-11,9%
EDDG	Münster/Osnabrück	405	-12,3%	9.520	-1,4%
EDDR	Saarbrücken	196	-6,7%	3.998	-17,1%
EDDW	Bremen	626	-9,5%	15.505	-5,0%



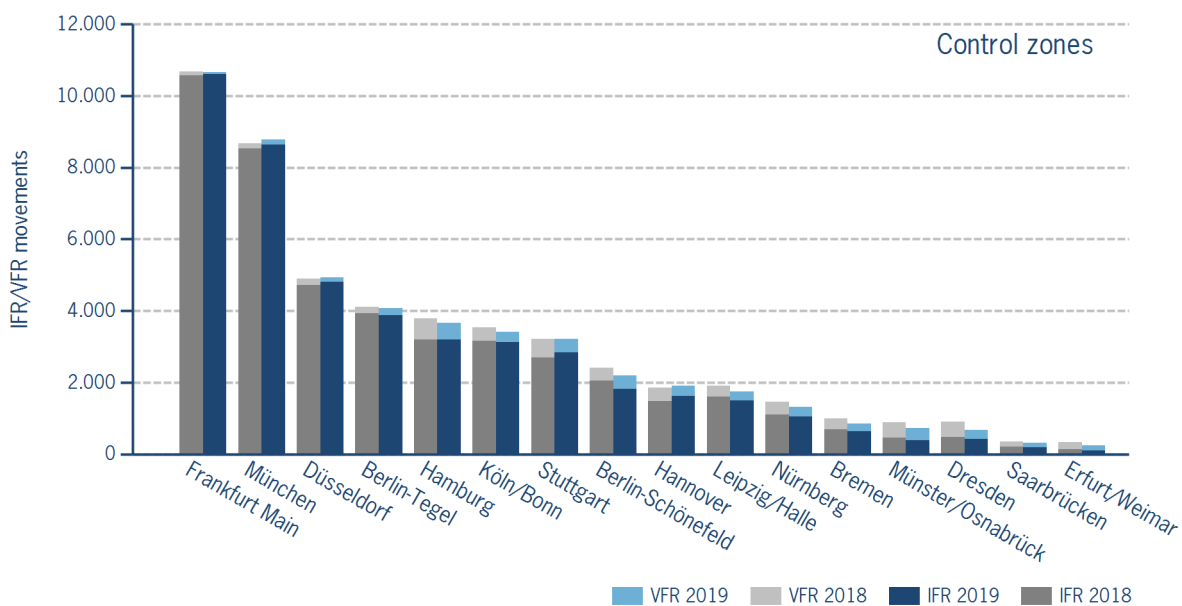
IFR/VFR flights in control zones of DFS towers

IFR/VFR movements (entries, exits, overflights and domestics) at the different control zones of international DFS towers.

	Week 28	Trend	Week 1 - 28	Trend
Berlin-Schönefeld	2.192	-9,3%	57.828	-7,7%
Berlin-Tegel	4.067	-0,9%	109.237	12,3%
Bremen	859	-13,1%	22.297	-6,6%
Dresden	670	-26,0%	18.164	-6,6%
Düsseldorf	4.932	0,7%	123.712	7,4%
Erfurt/Weimar	250	-25,1%	6.645	-1,9%
Frankfurt Main	10.664	-0,1%	277.113	1,8%
Hamburg	3.654	-3,5%	93.832	0,5%
Hannover	1.916	3,1%	44.481	-2,5%
Köln/Bonn	3.419	-3,4%	81.069	-1,6%
Leipzig/Halle	1.751	-7,8%	47.407	1,2%
München	8.785	1,3%	224.472	2,5%
Münster/Osnabrück	724	-18,7%	19.355	-5,0%
Nürnberg	1.323	-8,9%	33.232	-7,2%
Saarbrücken	318	-11,2%	6.427	-18,2%
Stuttgart	3.215	-0,2%	78.191	3,5%

Additional information:

Münster reported 58 glider movements for the current week, i.e. 2.240 glider movements for the cumulated year.



IFR flights at regional German airports - in detail

IFR events (take-offs and landings) at the different regional towers in the Federal Republic of Germany with control zone and barely any PPR.

	2019	2018	Trend
Week 28	3.457	3.611	-4,3%
Cumulated Weeks	86.796	89.034	-2,5%

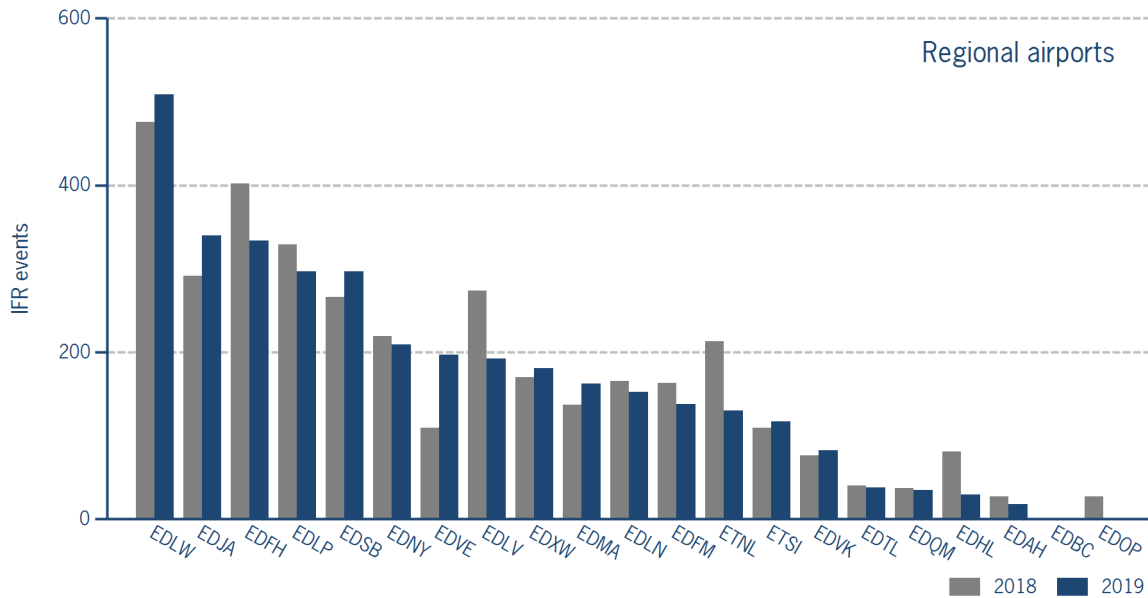
	Week 28	Trend	Week 1 - 28	Trend
EDAH Heringsdorf	18	-33,3%	444	0,2%
EDBC Magdeburg/Cochstedt	0	N/A	1	0,0%
EDFH Frankfurt-Hahn	334	-16,9%	8.918	-18,1%
EDFM Mannheim City	138	-15,3%	3.698	4,8%
EDHL Lübeck-Blankensee	29	-64,2%	1.506	9,2%
EDJA Memmingen	340	16,8%	8.320	17,9%
EDLN Mönchengladbach	152	-7,9%	3.480	-3,1%
EDLP Paderborn/Lippstadt	297	-9,7%	7.030	-0,4%
EDLV Niederrhein	192	-29,9%	4.997	-25,4%
EDLW Dortmund	509	6,9%	12.584	8,2%
EDMA Augsburg	162	18,2%	3.774	-1,3%
EDNY Friedrichshafen	209	-4,6%	5.905	5,7%
EDOP Schwerin-Parchim	0	-100,0%	24	-93,0%
EDQM Hof-Plauen	35	-5,4%	843	19,6%
EDSB Karlsruhe/Baden-Baden	297	11,7%	6.417	0,1%
EDTL Lahr	38	-5,0%	821	0,6%
EDVE Braunschweig-Wolfsburg	197	80,7%	5.107	-3,9%
EDVK Kassel-Calden	82	7,9%	2.399	-3,4%
EDXW Sylt	181	6,5%	2.976	-5,1%
ETNL Laage	130	-39,0%	4.551	-11,4%
ETSI Ingolstadt/Manching	117	7,3%	3.001	-0,3%

*The value is of limited conclusiveness (OLC).

Please note: The airport Magdeburg-Cochstedt (EDBC) is currently closed.

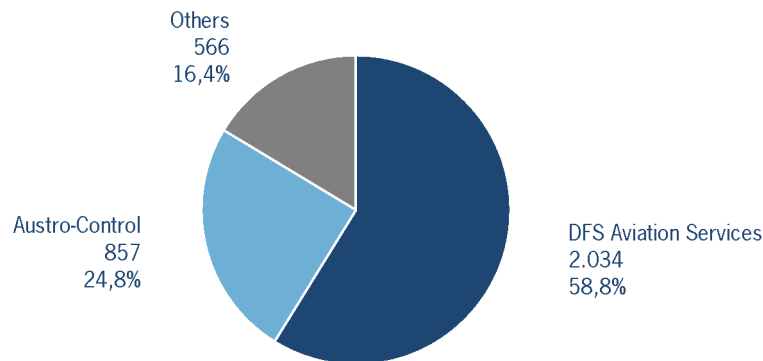
IFR flights at regional German airports - in detail

IFR events (take-offs and landings) at the different regional towers in the Federal Republic of Germany with control zone and barely any PPR.



IFR flights at regional German airports - air traffic service providers

Percentage of IFR events (take-offs and landings) at the regional towers in the Federal Republic of Germany differentiated between DFS Aviation Services, Austro Control and other providers.



- DFS Aviation Services: Dortmund (EDLW), Friedrichshafen (EDNY), Karlsruhe/Baden-Baden (EDSB), Lahr (EDTL), Magdeburg/Cochstedt (EDBC), Memmingen (EDJA), Mönchengladbach (EDLN), Niederrhein (EDLV), Paderborn/Lippstadt (EDLP)
- Austro Control: Augsburg (EDMA), Braunschweig-Wolfsburg (EDVE), Frankfurt-Hahn (EDFH), Heringsdorf (EDAH), Hof-Plauen (EDQM), Kassel-Calden (EDVK), Lübeck-Blankensee (EDHL), Schwerin-Parchim (EDOP)
- Others: Ingolstadt/Manching (ETSI), Laage (ETNL), Mannheim City (EDFM), Sylt (EDXW)

ATFM Arrival Delay

(Data Source: NM statistics, DFS LIZ)

ATFM Arrival Delay with reference to the relevant airport, in minutes per IFR arrival.

ATFM Arrival Delay:

sum of all arrival ATFM delay divided by the sum of all inbound flights for the particular traffic volume

Airports		ATC Delay [min/arrival]	non ATC Delay [min/arrival]	
	All Airports	0,0354	0,7794	
EDDF	Frankfurt/Main	0,1312	2,3507	
EDDL	Düsseldorf	0	1,3611	
EDDK	Köln/Bonn	0	0,5810	
EDDW	Bremen	0,3038	0	
EDDH	Hamburg	0	0,1716	
EDDM	München	0	0,0888	
EDDP	Leipzig/Halle	0	0,0719	
EDDT	Berlin-Tegel	0	0,0351	

Please note: The ATFM delay data are provided by NM statistics. Due to internal distribution of the ATFM delay, data are modified by CC/FC and TWR/M. The inbound flight information is based on LIZ statistics.

All Airports means all international German airports: Berlin-Schönefeld (EDDB), Berlin-Tegel (EDDT), Bremen (EDDW), Dresden (EDDC), Düsseldorf (EDDL), Erfurt/Weimar (EDDE), Frankfurt/Main (EDDF), Hamburg (EDDH), Hannover (EDDV), Köln/Bonn (EDDK), Leipzig/Halle (EDDP), München (EDDM), Münster/Osnabrück (EDDG), Nürnberg (EDDN), Saarbrücken (EDDR), Stuttgart (EDDS)