



LIZ Bulletin

DFS Situation and Information Centre

Week 27

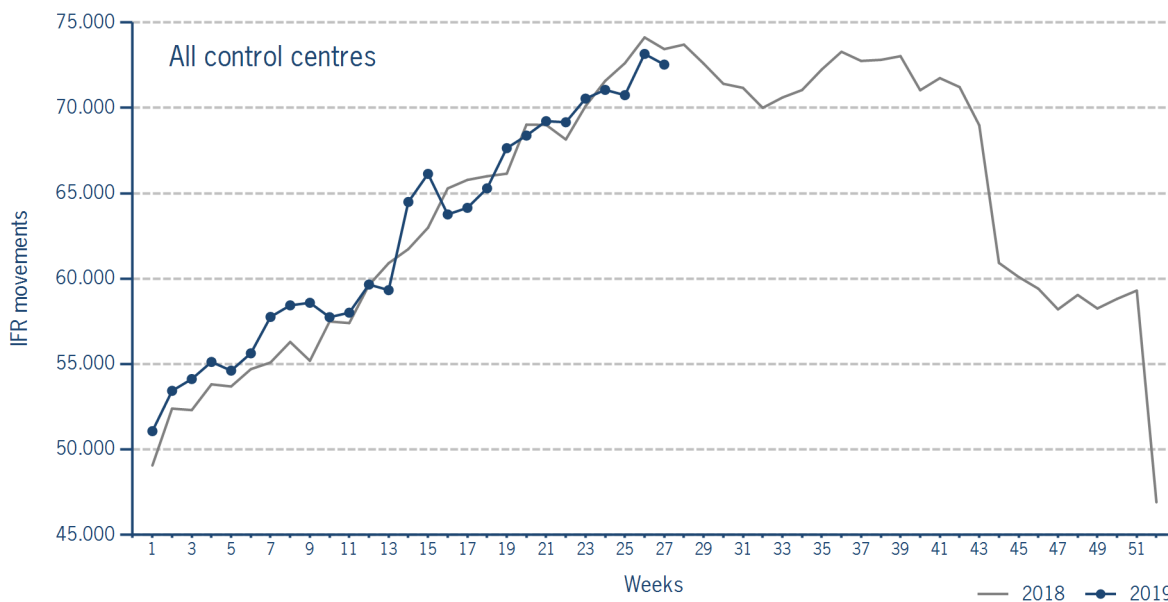
1 JUL 2019 - 7 JUL 2019

Version 10.07.2019

IFR flights in the Federal Republic of Germany

IFR movements (entries, exits, overflights and domestics) in all control sectors with a German designator.

	2019	2018	Trend
Week 27	72.538	73.446	-1,2%
Cumulated Weeks	1.689.757	1.673.899	0,9%

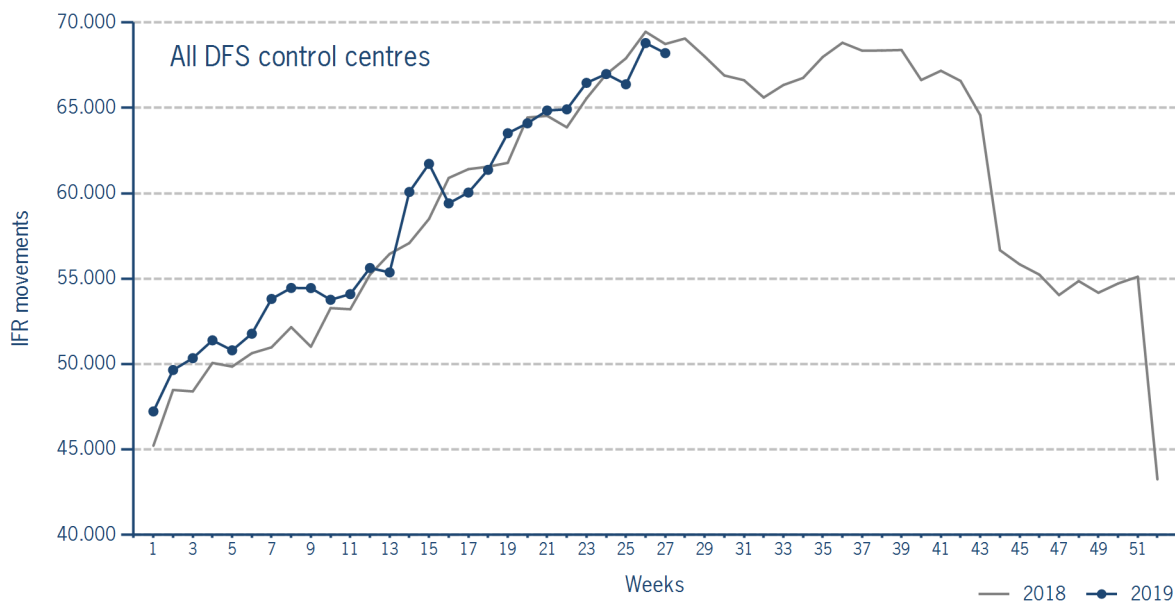


Please note: This count covers the traffic in the area build by all control sectors with a German designator („ED“), regardless of the service provider, including civil and military traffic in sectors controlled by DFS and Maastricht UAC (Maastricht-Hannover sectors). The area counted is composed of modular control sectors designed for ATC purposes with partly cross border structures and is therefore not identical to the political border of the Federal Republic of Germany or the national Flight Information Region (FIR).

IFR flights controlled by DFS

IFR movements (entries, exits, overflights and domestics) in control sectors controlled by DFS.

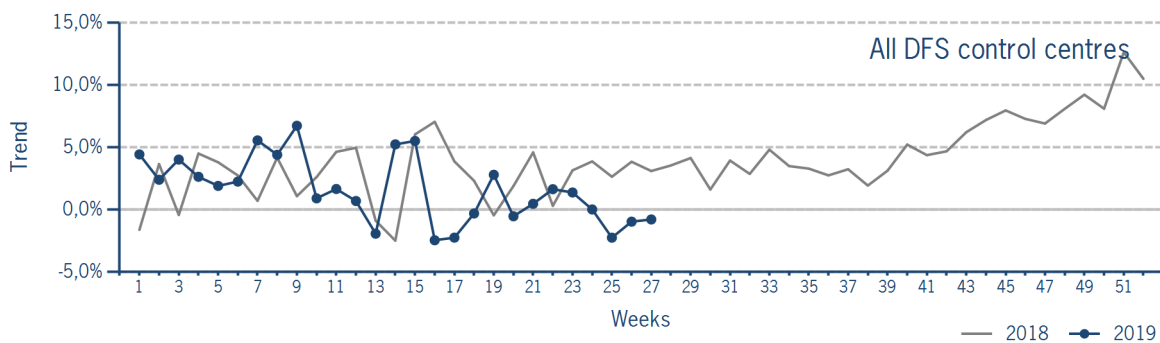
	2019	2018	Trend
Week 27	68.211	68.744	-0,8%
Cumulated Weeks	1.579.573	1.557.630	1,4%



Please note: This count covers the traffic in the area build by control sectors of DFS control centres, including civil and military traffic. Traffic in Maastricht UAC (Maastricht-Hannover sectors) is not counted.

IFR flights controlled by DFS - trend

Trend in the number of IFR movements (entries, exits, overflights and domestics) in control sectors controlled by DFS.

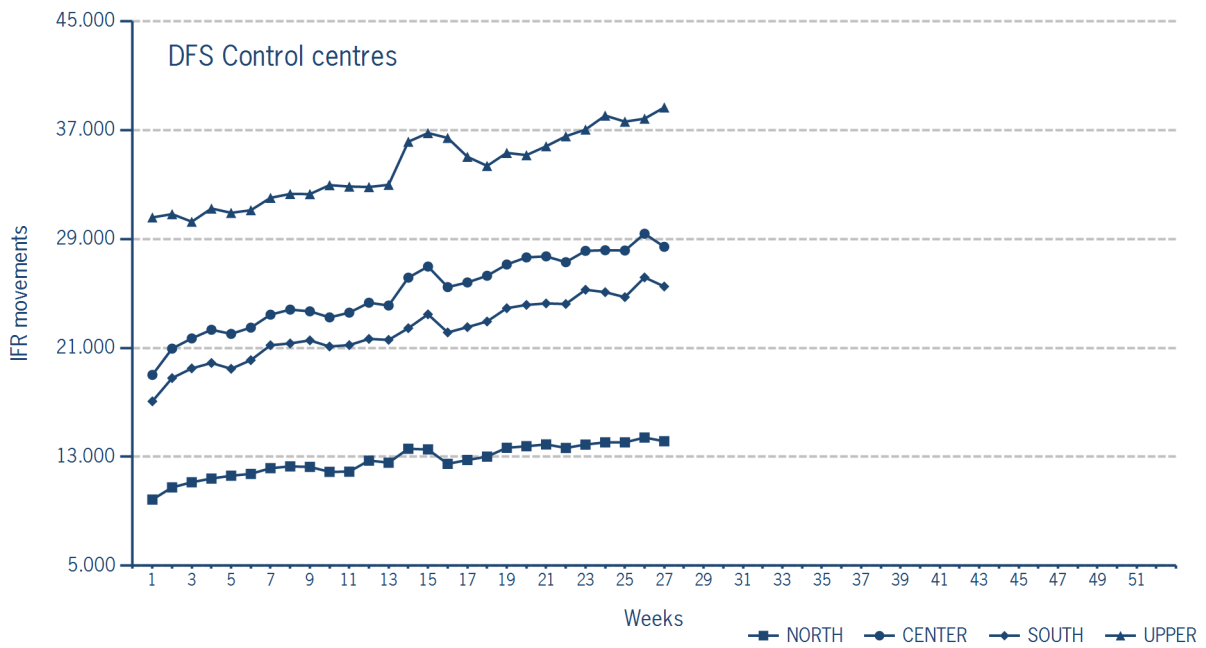


IFR flights controlled by DFS - in detail

IFR movements (entries, exits, overflights and domestics) controlled by DFS at the different control centres.

	NORTH	CENTER	SOUTH	UPPER
Week 27	14.146	28.425	25.511	38.663
Trend	-4,5%	0,3%	-0,4%	-2,8%
Cumulated Weeks	343.330	677.498	601.326	924.022
Trend	2,0%	1,7%	1,9%	-1,3%

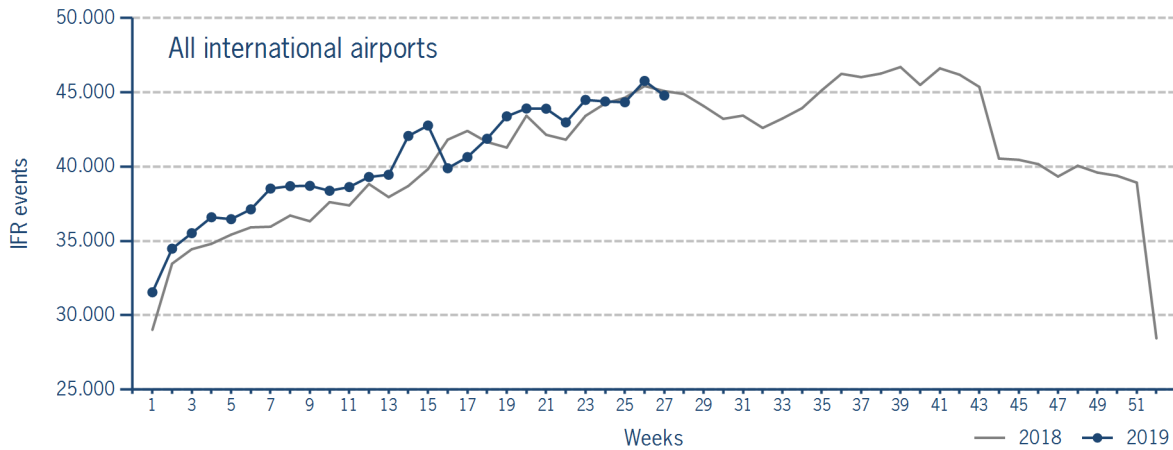
Please note: The trend numbers compare counts of the airspaces in their current configuration to the count of the same airspace in 2018.



IFR flights at international German airports

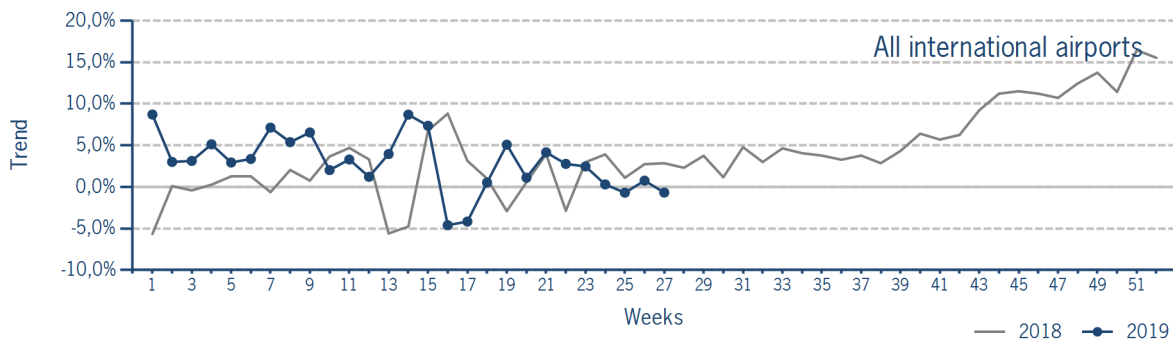
IFR events (take-offs and landings) at the international DFS towers in the Federal Republic of Germany.

	2019	2018	Trend
Week 27	44.785	45.088	-0,7%
Cumulated Weeks	1.088.635	1.059.793	2,7%



IFR flights at international German airports - trend

Trend in the number of IFR events (take-offs and landings) at the international DFS towers in the Federal Republic of Germany.



IFR flights at international German airports - airport category

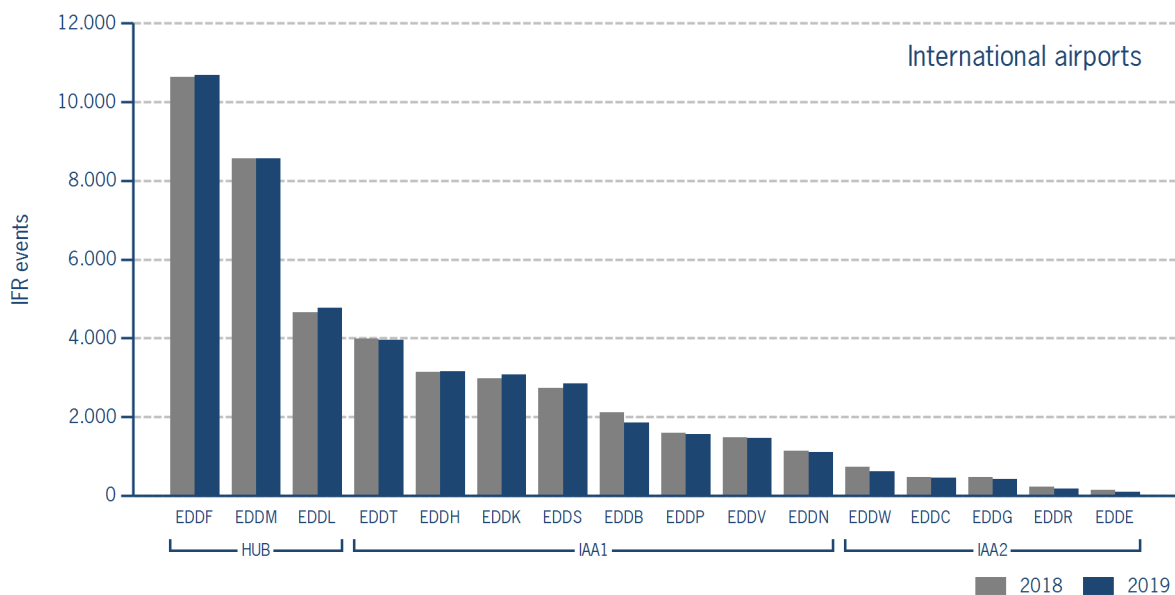
IFR events (take-offs and landings) at the international DFS towers in the Federal Republic of Germany differentiated by Hub Gateways (HUB), International Access Airports 1 (IAA1) and International Access Airports 2 (IAA2).

	HUB	IAA1	IAA2
Week 27	24.013	19.010	1.762
Trend	0,6%	-0,9%	-13,1%
Cumulated Weeks	591.444	456.751	40.440
Trend	3,3%	2,8%	-5,6%

IFR flights at international German airports - in detail

IFR events (take-offs and landings) at the different international DFS towers in the Federal Republic of Germany.

		Week 27	Trend	Week 1 - 27	Trend
HUB					
EDDF	Frankfurt/Main	10.682	0,4%	263.716	1,8%
EDDL	Düsseldorf	4.767	2,5%	115.198	8,3%
EDDM	München	8.564	-0,1%	212.530	2,5%
IAA1					
EDDB	Berlin-Schönefeld	1.850	-12,5%	47.614	-8,0%
EDDH	Hamburg	3.159	0,8%	76.539	2,7%
EDDK	Köln/Bonn	3.080	3,3%	70.035	-0,1%
EDDN	Nürnberg	1.105	-3,3%	24.427	-9,1%
EDDP	Leipzig/Halle	1.563	-1,9%	38.423	3,2%
EDDS	Stuttgart	2.842	3,7%	66.909	5,4%
EDDT	Berlin-Tegel	3.955	-1,1%	100.876	14,5%
EDDV	Hannover	1.456	-2,0%	31.928	-0,6%
IAA2					
EDDC	Dresden	449	-4,9%	10.349	-4,5%
EDDE	Erfurt/Weimar	92	-34,3%	2.295	-10,8%
EDDG	Münster/Osnabrück	418	-10,5%	9.115	-0,8%
EDDR	Saarbrücken	182	-18,4%	3.802	-17,5%
EDDW	Bremen	621	-14,5%	14.879	-4,8%



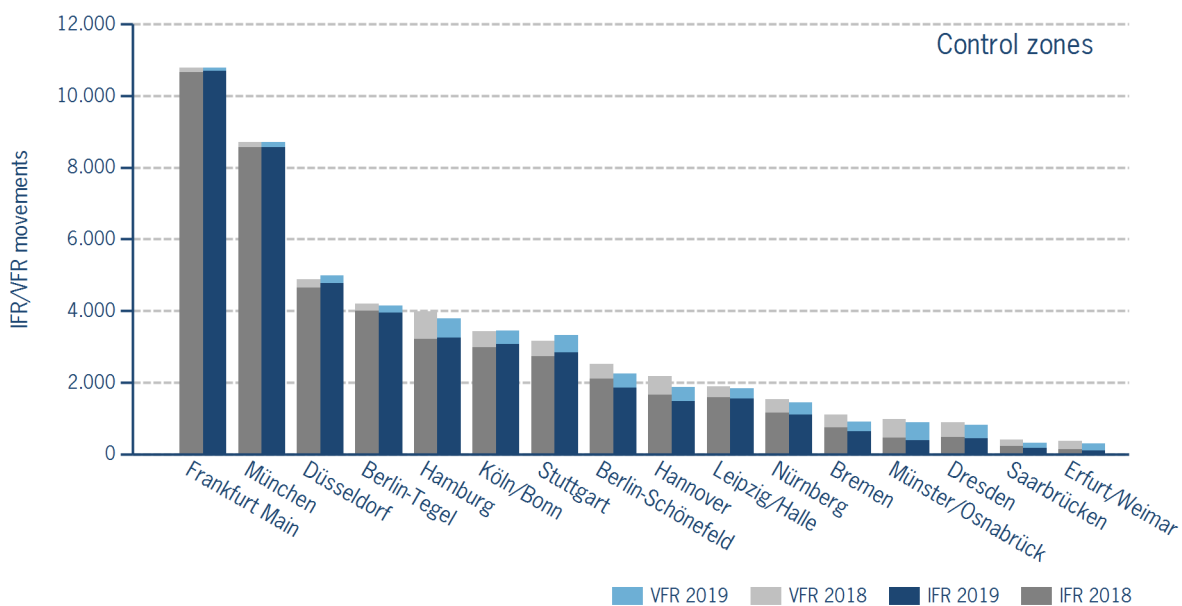
IFR/VFR flights in control zones of DFS towers

IFR/VFR movements (entries, exits, overflights and domestics) at the different control zones of international DFS towers.

	Week 27	Trend	Week 1 - 27	Trend
Berlin-Schönefeld	2.248	-10,7%	55.636	-7,6%
Berlin-Tegel	4.137	-1,6%	105.170	12,8%
Bremen	906	-17,9%	21.438	-6,4%
Dresden	813	-8,1%	17.494	-5,7%
Düsseldorf	4.985	2,0%	118.780	7,7%
Erfurt/Weimar	295	-21,5%	6.395	-0,7%
Frankfurt Main	10.793	0,1%	266.449	1,9%
Hamburg	3.782	-5,2%	90.178	0,7%
Hannover	1.866	-14,6%	42.565	-2,8%
Köln/Bonn	3.448	0,6%	77.650	-1,5%
Leipzig/Halle	1.833	-3,0%	45.656	1,6%
München	8.720	0,1%	215.687	2,5%
Münster/Osnabrück	893	-9,2%	18.631	-4,4%
Nürnberg	1.448	-5,4%	31.909	-7,1%
Saarbrücken	309	-24,1%	6.109	-18,6%
Stuttgart	3.327	5,1%	74.976	3,7%

Additional information:

Münster reported 142 glider movements for the current week, i.e. 2.182 glider movements for the cumulated year.



IFR flights at regional German airports - in detail

IFR events (take-offs and landings) at the different regional towers in the Federal Republic of Germany with control zone and barely any PPR.

	2019	2018	Trend
Week 27	3.468	3.652	-5,0%
Cumulated Weeks	83.339	85.423	-2,4%

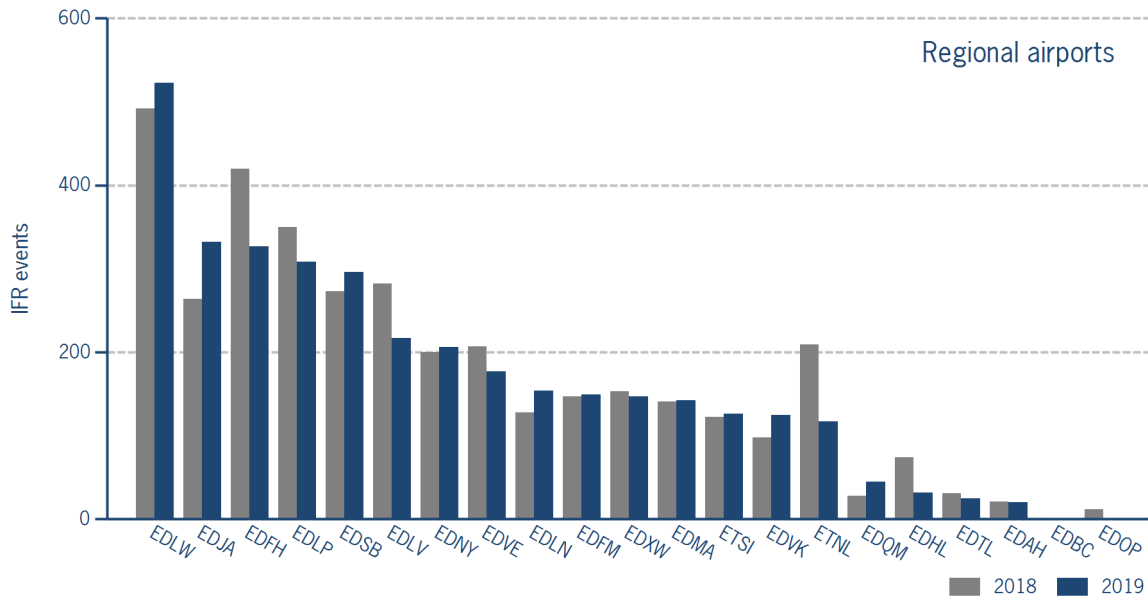
	Week 27	Trend	Week 1 - 27	Trend
EDAH Heringsdorf	20	-4,8%	426	2,4%
EDBC Magdeburg/Cochstedt	0	N/A	1	0,0%
EDFH Frankfurt-Hahn	327	-22,1%	8.584	-18,1%
EDFM Mannheim City	149	1,4%	3.560	5,7%
EDHL Lübeck-Blankensee	32	-56,8%	1.477	13,8%
EDJA Memmingen	332	25,8%	7.980	18,0%
EDLN Mönchengladbach	154	20,3%	3.328	-2,9%
EDLP Paderborn/Lippstadt	308	-12,0%	6.733	0,1%
EDLV Niederrhein	217	-23,0%	4.805	-25,2%
EDLW Dortmund	523	6,3%	12.075	8,2%
EDMA Augsburg	142	0,7%	3.612	-2,0%
EDNY Friedrichshafen	206	3,0%	5.696	6,1%
EDOP Schwerin-Parchim	0	-100,0%	24	-92,4%
EDQM Hof-Plauen	45	60,7%	808	21,0%
EDSB Karlsruhe/Baden-Baden	296	8,4%	6.120	-0,4%
EDTL Lahr	25	-19,4%	783	0,9%
EDVE Braunschweig-Wolfsburg	177	-14,5%	4.910	-5,6%
EDVK Kassel-Calden	125	27,6%	2.317	-3,7%
EDXW Sylt	147	-3,9%	2.795	-5,7%
ETNL Laage	117	-44,0%	4.421	-10,2%
ETSI Ingolstadt/Manching	126	3,3%	2.884	-0,6%

*The value is of limited conclusiveness (OLC).

Please note: The airport Magdeburg-Cochstedt (EDBC) is currently closed.

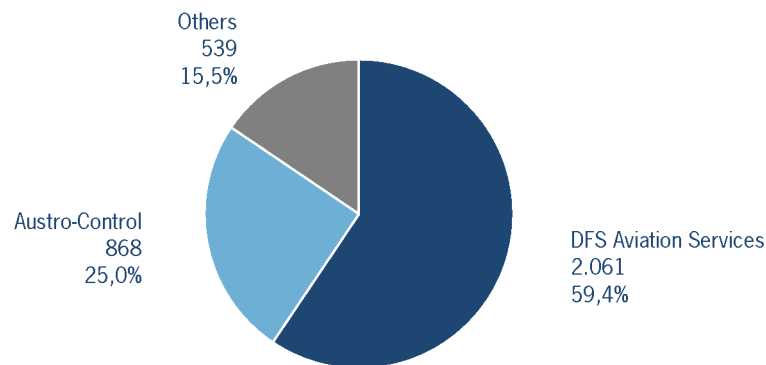
IFR flights at regional German airports - in detail

IFR events (take-offs and landings) at the different regional towers in the Federal Republic of Germany with control zone and barely any PPR.



IFR flights at regional German airports - air traffic service providers

Percentage of IFR events (take-offs and landings) at the regional towers in the Federal Republic of Germany differentiated between DFS Aviation Services, Austro Control and other providers.



- DFS Aviation Services: Dortmund (EDLW), Friedrichshafen (EDNY), Karlsruhe/Baden-Baden (EDSB), Lahr (EDTL), Magdeburg/Cochstedt (EDBC), Memmingen (EDJA), Mönchengladbach (EDLN), Niederrhein (EDLV), Paderborn/Lippstadt (EDLP)
- Austro Control: Augsburg (EDMA), Braunschweig-Wolfsburg (EDVE), Frankfurt-Hahn (EDFH), Heringsdorf (EDAH), Hof-Plauen (EDQM), Kassel-Calden (EDVK), Lübeck-Blankensee (EDHL), Schwerin-Parchim (EDOP)
- Others: Ingolstadt/Manching (ETSI), Laage (ETNL), Mannheim City (EDFM), Sylt (EDXW)

ATFM Arrival Delay

(Data Source: NM statistics, DFS LIZ)

ATFM Arrival Delay with reference to the relevant airport, in minutes per IFR arrival.

ATFM Arrival Delay:

sum of all arrival ATFM delay divided by the sum of all inbound flights for the particular traffic volume

Airports		ATC Delay [min/arrival]	non ATC Delay [min/arrival]	
	All Airports	0,0211	0,6075	
EDDM	München	0	1,9145	
EDDL	Düsseldorf	0	0,8585	
EDDF	Frankfurt/Main	0	0,5543	
EDDK	Köln/Bonn	0,2728	0,2683	
EDDW	Bremen	0,1640	0	

Please note: The ATFM delay data are provided by NM statistics. Due to internal distribution of the ATFM delay, data are modified by CC/FC and TWR/M. The inbound flight information is based on LIZ statistics.

All Airports means all international German airports: Berlin-Schönefeld (EDDB), Berlin-Tegel (EDDT), Bremen (EDDW), Dresden (EDDC), Düsseldorf (EDDL), Erfurt/Weimar (EDDE), Frankfurt/Main (EDDF), Hamburg (EDDH), Hannover (EDDV), Köln/Bonn (EDDK), Leipzig/Halle (EDDP), München (EDDM), Münster/Osnabrück (EDDG), Nürnberg (EDDN), Saarbrücken (EDDR), Stuttgart (EDDS)