



LIZ Bulletin

DFS Situation and Information Centre

Week 26

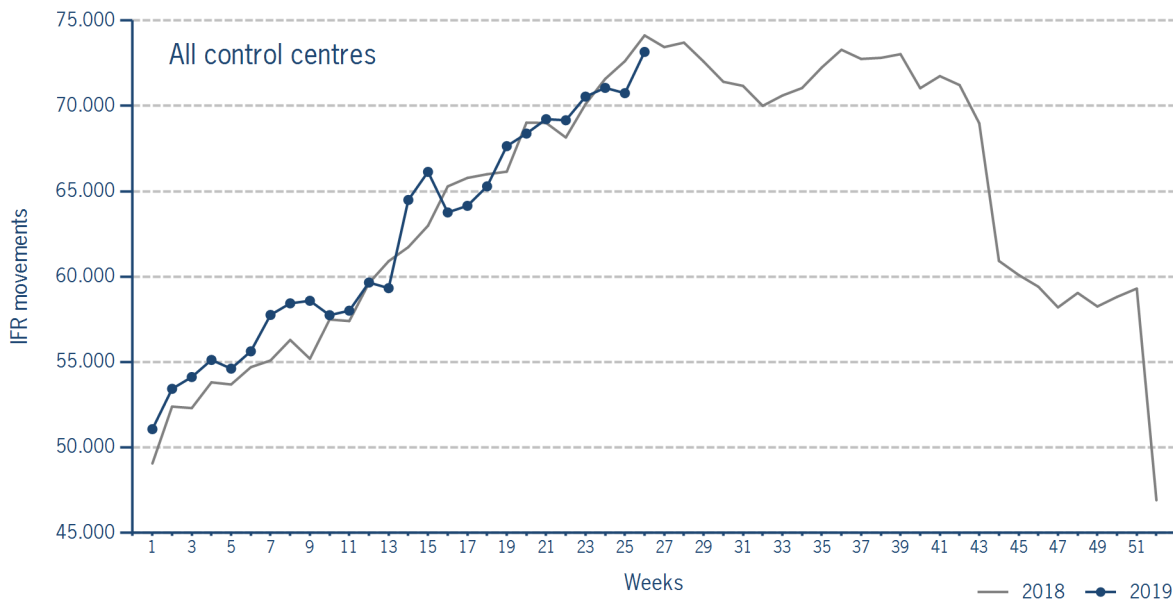
24 JUN 2019 - 30 JUN 2019

Version 04.07.2019

IFR flights in the Federal Republic of Germany

IFR movements (entries, exits, overflights and domestics) in all control sectors with a German designator.

	2019	2018	Trend
Week 26	73.162	74.130	-1,3%
Cumulated Weeks	1.617.219	1.600.453	1,0%

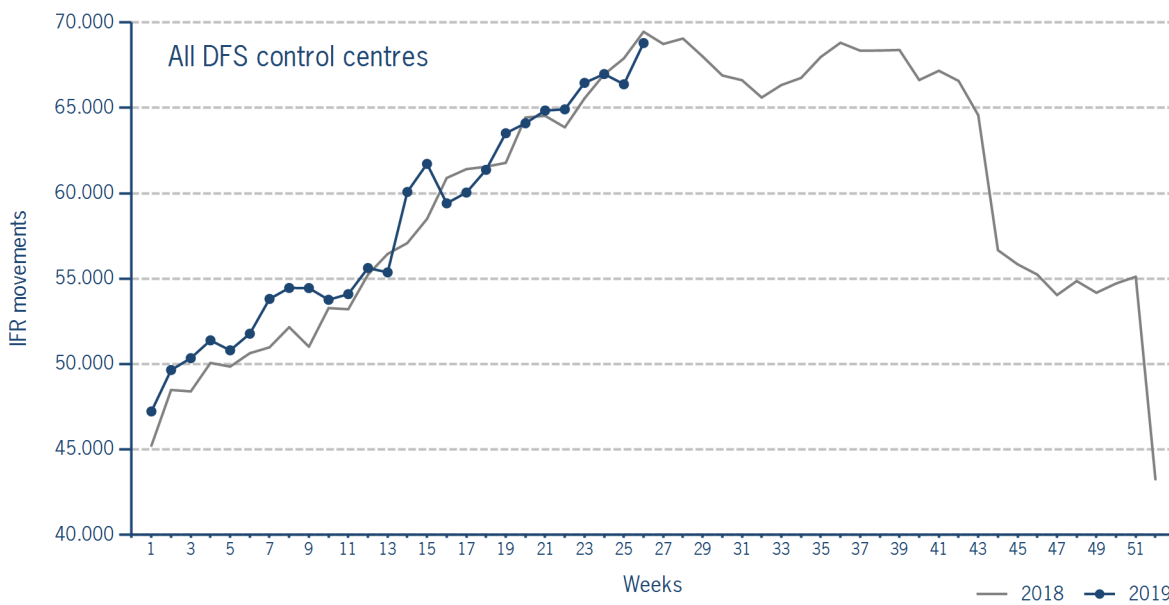


Please note: This count covers the traffic in the area build by all control sectors with a German designator („ED“), regardless of the service provider, including civil and military traffic in sectors controlled by DFS and Maastricht UAC (Maastricht-Hannover sectors). The area counted is composed of modular control sectors designed for ATC purposes with partly cross border structures and is therefore not identical to the political border of the Federal Republic of Germany or the national Flight Information Region (FIR).

IFR flights controlled by DFS

IFR movements (entries, exits, overflights and domestics) in control sectors controlled by DFS.

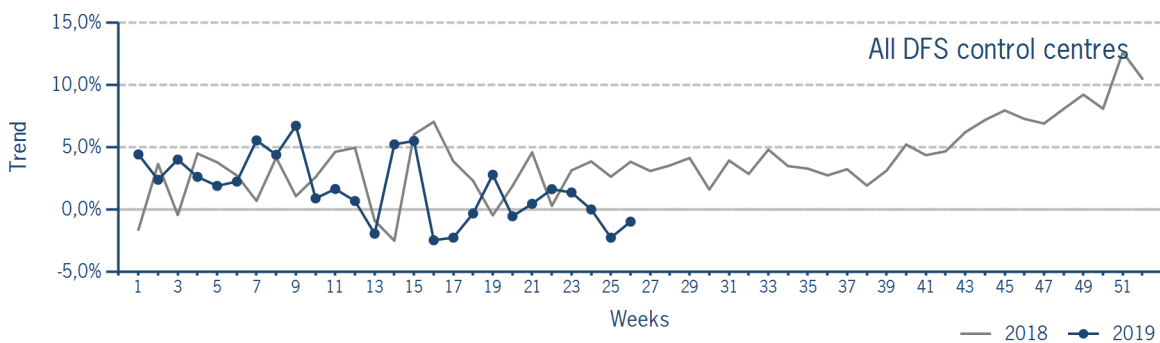
	2019	2018	Trend
Week 26	68.800	69.461	-1,0%
Cumulated Weeks	1.511.362	1.488.886	1,5%



Please note: This count covers the traffic in the area build by control sectors of DFS control centres, including civil and military traffic. Traffic in Maastricht UAC (Maastricht-Hannover sectors) is not counted.

IFR flights controlled by DFS - trend

Trend in the number of IFR movements (entries, exits, overflights and domestics) in control sectors controlled by DFS.

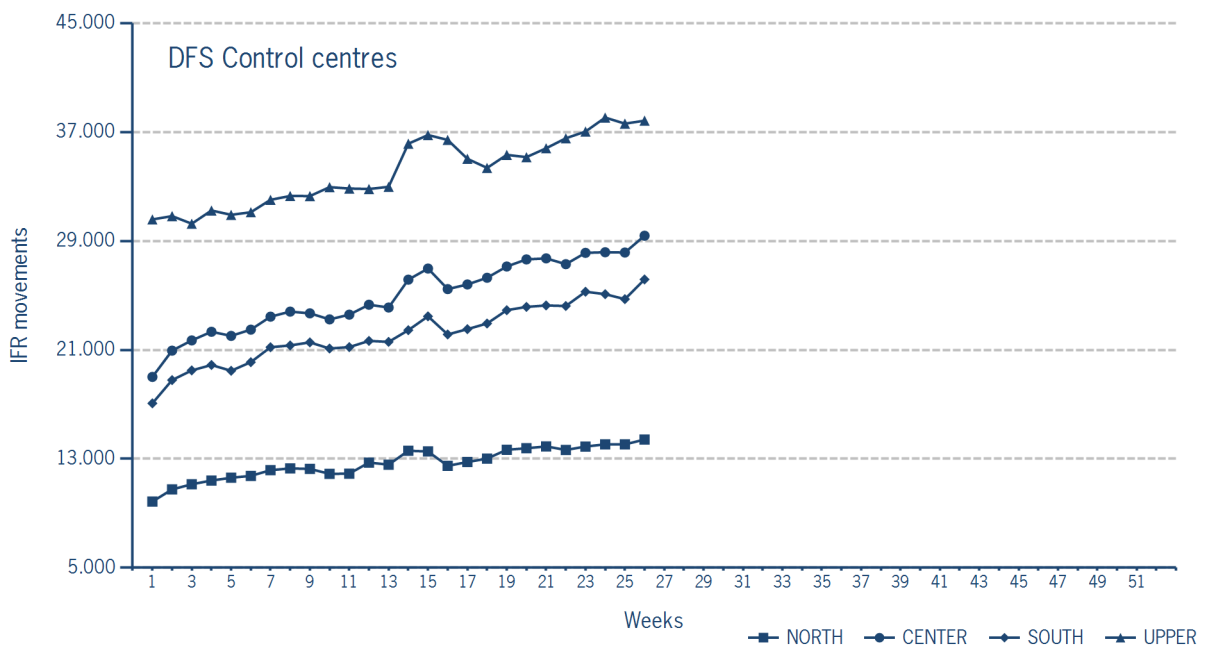


IFR flights controlled by DFS - in detail

IFR movements (entries, exits, overflights and domestics) controlled by DFS at the different control centres.

	NORTH	CENTER	SOUTH	UPPER
Week 26	14.416	29.388	26.177	37.838
Trend	-3,8%	2,0%	0,4%	-4,7%
Cumulated Weeks	329.184	649.073	575.815	885.359
Trend	2,3%	1,7%	2,0%	-1,2%

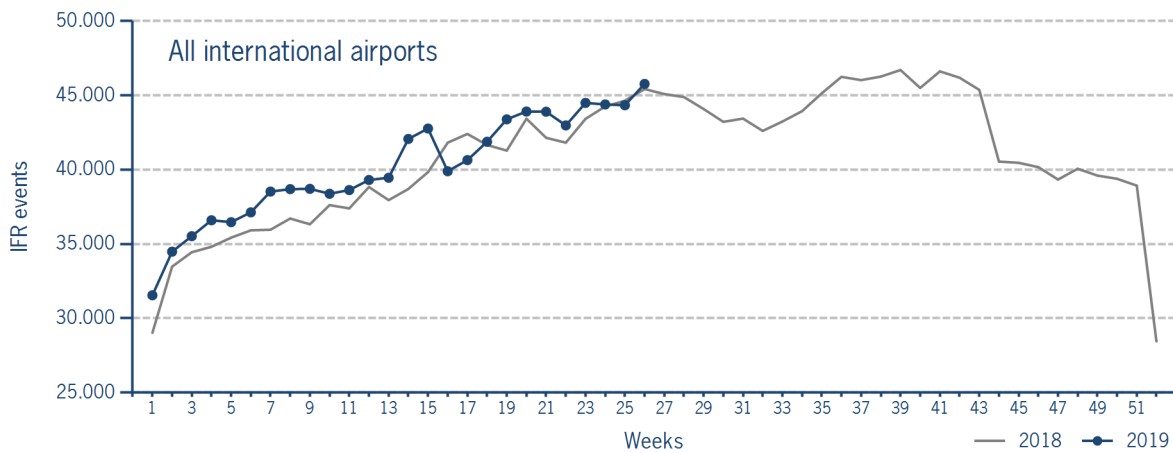
Please note: The trend numbers compare counts of the airspaces in their current configuration to the count of the same airspace in 2018.



IFR flights at international German airports

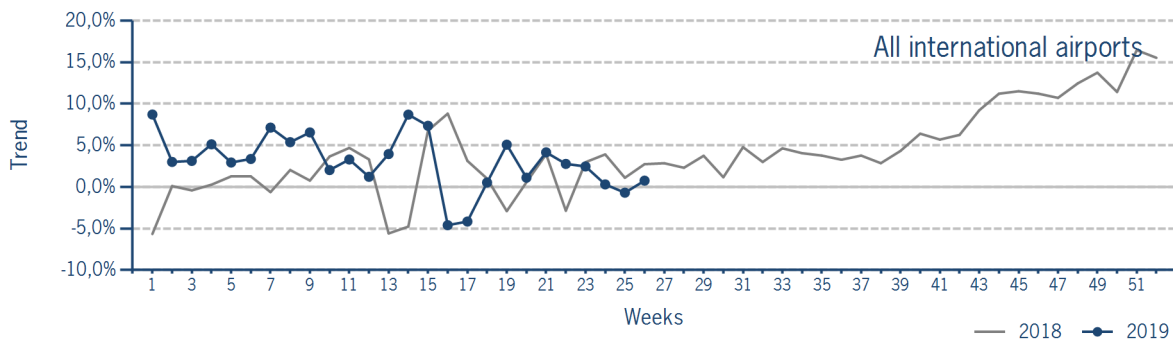
IFR events (take-offs and landings) at the international DFS towers in the Federal Republic of Germany.

	2019	2018	Trend
Week 26	45.769	45.424	0,8%
Cumulated Weeks	1.043.850	1.014.705	2,9%



IFR flights at international German airports - trend

Trend in the number of IFR events (take-offs and landings) at the international DFS towers in the Federal Republic of Germany.



IFR flights at international German airports - airport category

IFR events (take-offs and landings) at the international DFS towers in the Federal Republic of Germany differentiated by Hub Gateways (HUB), International Access Airports 1 (IAA1) and International Access Airports 2 (IAA2).

	HUB	IAA1	IAA2
Week 26	24.562	19.421	1.786
Trend	2,0%	0,6%	-12,4%
Cumulated Weeks	567.431	437.741	38.678
Trend	3,4%	3,0%	-5,3%

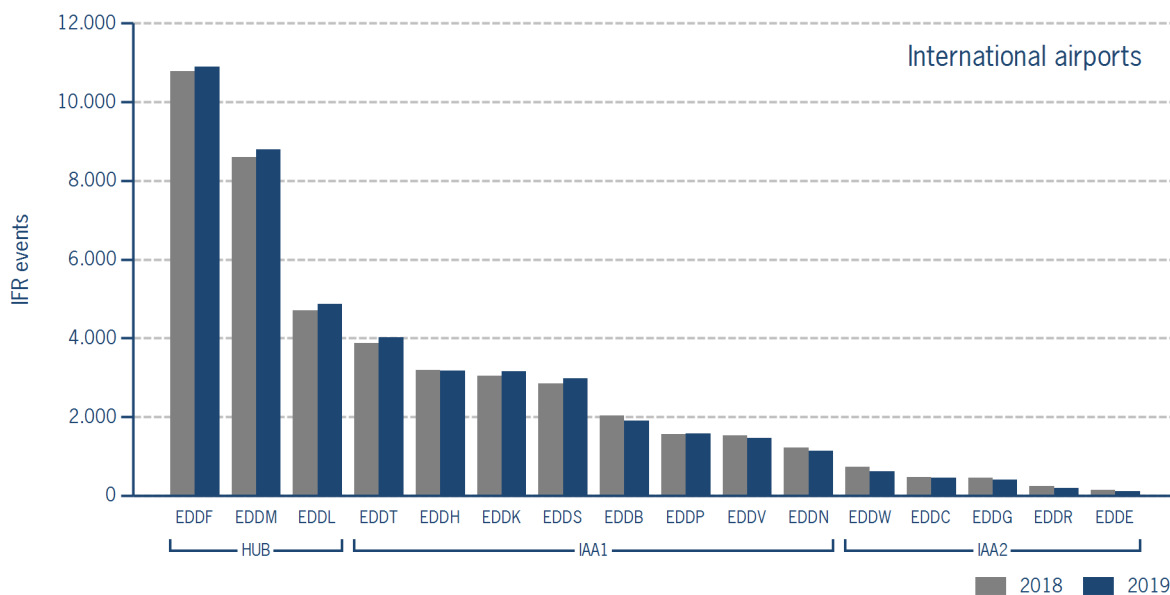
IFR flights at international German airports - in detail

IFR events (take-offs and landings) at the different international DFS towers in the Federal Republic of Germany.

		Week 26	Trend	Week 1 - 26	Trend
HUB					
EDDF	Frankfurt/Main	10.903	1,1%	253.034	1,9%
EDDL	Düsseldorf	4.868	3,6%	110.431	8,5%
EDDM	München	8.791	2,1%	203.966	2,6%

		Week 26	Trend	Week 1 - 26	Trend
IAA1					
EDDB	Berlin-Schönefeld	1.901	-6,8%	45.764	-7,8%
EDDH	Hamburg	3.175	-0,3%	73.380	2,8%
EDDK	Köln/Bonn	3.166	3,8%	66.955	-0,2%
EDDN	Nürnberg	1.135	-7,3%	23.322	-9,4%
EDDP	Leipzig/Halle	1.581	1,2%	36.860	3,4%
EDDS	Stuttgart	2.979	4,7%	64.067	5,5%
EDDT	Berlin-Tegel	4.020	3,8%	96.921	15,2%
EDDV	Hannover	1.464	-3,8%	30.472	-0,6%

		Week 26	Trend	Week 1 - 26	Trend
IAA2					
EDDC	Dresden	448	-5,9%	9.900	-4,5%
EDDE	Erfurt/Weimar	111	-22,9%	2.203	-9,5%
EDDG	Münster/Osnabrück	410	-9,3%	8.697	-0,3%
EDDR	Saarbrücken	193	-17,5%	3.620	-17,5%
EDDW	Bremen	624	-14,9%	14.258	-4,4%



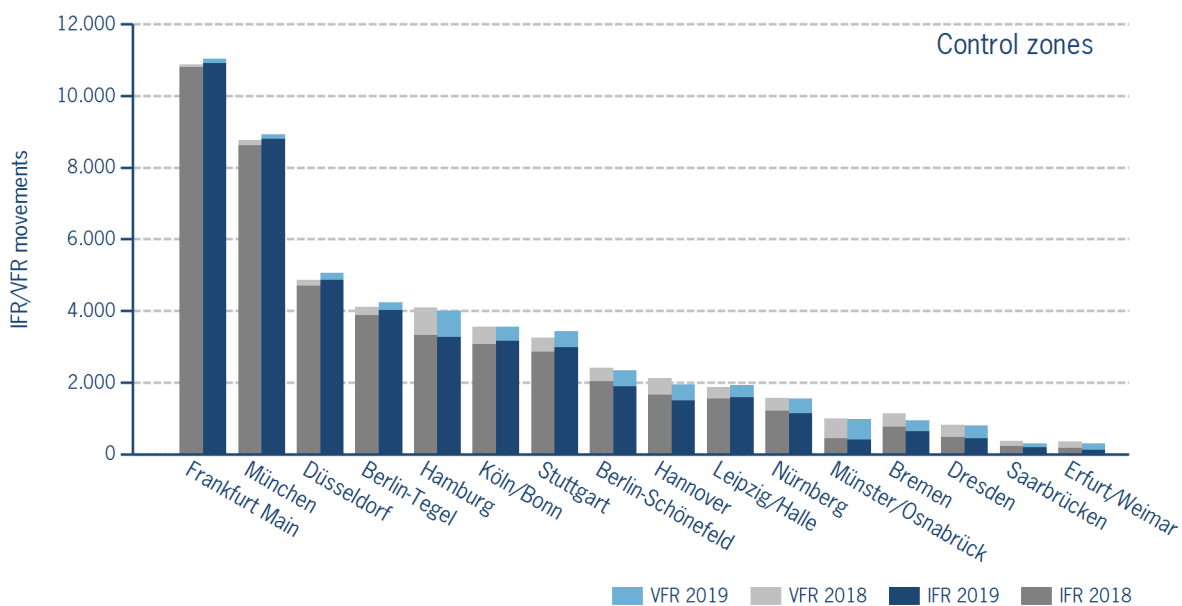
IFR/VFR flights in control zones of DFS towers

IFR/VFR movements (entries, exits, overflights and domestics) at the different control zones of international DFS towers.

	Week 26	Trend	Week 1 - 26	Trend
Berlin-Schönefeld	2.336	-3,1%	53.388	-7,5%
Berlin-Tegel	4.234	2,9%	101.033	13,5%
Bremen	940	-17,7%	20.532	-5,8%
Dresden	797	-3,3%	16.681	-5,5%
Düsseldorf	5.061	4,1%	113.795	7,9%
Erfurt/Weimar	299	-12,8%	6.100	0,6%
Frankfurt Main	11.041	1,5%	255.656	1,9%
Hamburg	4.002	-2,3%	86.396	1,0%
Hannover	1.936	-8,7%	40.699	-2,2%
Köln/Bonn	3.549	-0,2%	74.202	-1,6%
Leipzig/Halle	1.934	3,8%	43.823	1,8%
München	8.930	1,9%	206.967	2,6%
Münster/Osnabrück	981	-1,9%	17.738	-4,1%
Nürnberg	1.544	-1,7%	30.461	-7,2%
Saarbrücken	302	-19,5%	5.800	-18,3%
Stuttgart	3.421	5,3%	71.649	3,6%

Additional information:

Münster reported 84 glider movements for the current week, i.e. 2.040 glider movements for the cumulated year.



IFR flights at regional German airports - in detail

IFR events (take-offs and landings) at the different regional towers in the Federal Republic of Germany with control zone and barely any PPR.

	2019	2018	Trend
Week 26	3.453	3.790	-8,9%
Cumulated Weeks	79.871	81.771	-2,3%

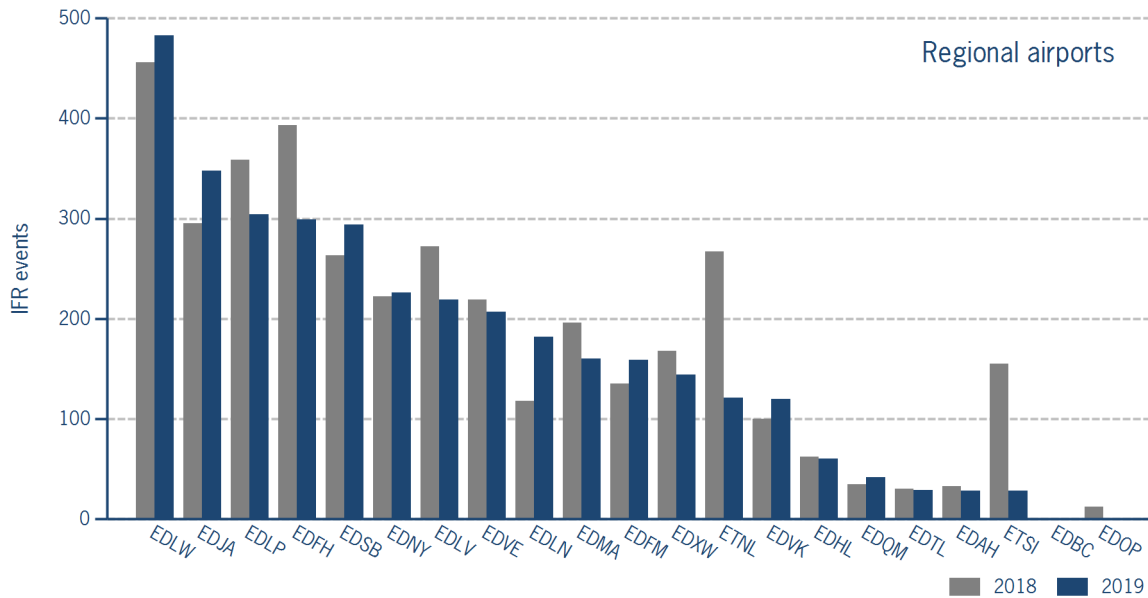
	Week 26	Trend	Week 1 - 26	Trend
EDAH Heringsdorf	28	-15,2%	406	2,8%
EDBC Magdeburg/Cochstedt	0	N/A	1	0,0%
EDFH Frankfurt-Hahn	299	-23,9%	8.257	-18,0%
EDFM Mannheim City	159	17,8%	3.411	5,9%
EDHL Lübeck-Blankensee	60	-3,2%	1.445	18,1%
EDJA Memmingen	348	18,0%	7.648	17,7%
EDLN Mönchengladbach	182	54,2%	3.174	-3,8%
EDLP Paderborn/Lippstadt	304	-15,3%	6.425	0,8%
EDLV Niederrhein	219	-19,5%	4.588	-25,3%
EDLW Dortmund	483	5,9%	11.552	8,3%
EDMA Augsburg	160	-18,4%	3.470	-2,1%
EDNY Friedrichshafen	226	1,8%	5.490	6,2%
EDOP Schwerin-Parchim	0	-100,0%	24	-92,1%
EDQM Hof-Plauen	42	20,0%	763	19,2%
EDSB Karlsruhe/Baden-Baden	294	11,8%	5.824	-0,9%
EDTL Lahr	29	-3,3%	758	1,7%
EDVE Braunschweig-Wolfsburg	207	-5,5%	4.733	-5,3%
EDVK Kassel-Calden	120	20,0%	2.192	-5,1%
EDXW Sylt	144	-14,3%	2.648	-5,8%
ETNL Laage	121	-54,7%	4.304	-8,7%
ETSI Ingolstadt/Manching	28	-81,9%	2.758	-0,7%

*The value is of limited conclusiveness (OLC).

Please note: The airport Magdeburg-Cochstedt (EDBC) is currently closed.

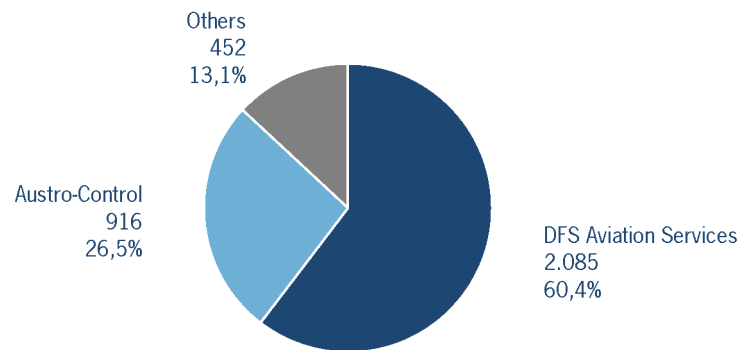
IFR flights at regional German airports - in detail

IFR events (take-offs and landings) at the different regional towers in the Federal Republic of Germany with control zone and barely any PPR.



IFR flights at regional German airports - air traffic service providers

Percentage of IFR events (take-offs and landings) at the regional towers in the Federal Republic of Germany differentiated between DFS Aviation Services, Austro Control and other providers.



- DFS Aviation Services: Dortmund (EDLW), Friedrichshafen (EDNY), Karlsruhe/Baden-Baden (EDSB), Lahr (EDTL), Magdeburg/Cochstedt (EDBC), Memmingen (EDJA), Mönchengladbach (EDLN), Niederrhein (EDLV), Paderborn/Lippstadt (EDLP)
- Austro Control: Augsburg (EDMA), Braunschweig-Wolfsburg (EDVE), Frankfurt-Hahn (EDFH), Heringsdorf (EDAH), Hof-Plauen (EDQM), Kassel-Calden (EDVK), Lübeck-Blankensee (EDHL), Schwerin-Parchim (EDOP)
- Others: Ingolstadt/Manching (ETSI), Laage (ETNL), Mannheim City (EDFM), Sylt (EDXW)

ATFM Arrival Delay

(Data Source: NM statistics, DFS LIZ)

ATFM Arrival Delay with reference to the relevant airport, in minutes per IFR arrival.

ATFM Arrival Delay:

sum of all arrival ATFM delay divided by the sum of all inbound flights for the particular traffic volume

Airports		ATC Delay [min/arrival]	non ATC Delay [min/arrival]	
	All Airports	0,0070	0,1885	
EDDL	Düsseldorf	0	1,3021	
EDDW	Bremen	0,5129	0	
EDDK	Köln/Bonn	0	0,3207	
EDDS	Stuttgart	0	0,2838	
EDDH	Hamburg	0	0,1102	
EDDM	München	0	0,0084	

Please note: The ATFM delay data are provided by NM statistics. Due to internal distribution of the ATFM delay, data are modified by CC/FC and TWR/M. The inbound flight information is based on LIZ statistics.

All Airports means all international German airports: Berlin-Schönefeld (EDDB), Berlin-Tegel (EDDT), Bremen (EDDW), Dresden (EDDC), Düsseldorf (EDDL), Erfurt/Weimar (EDDE), Frankfurt/Main (EDDF), Hamburg (EDDH), Hannover (EDDV), Köln/Bonn (EDDK), Leipzig/Halle (EDDP), München (EDDM), Münster/Osnabrück (EDDG), Nürnberg (EDDN), Saarbrücken (EDDR), Stuttgart (EDDS)