



LIZ Bulletin

DFS Situation and Information Centre

Week 26

25 JUN 2018 - 1 JUL 2018

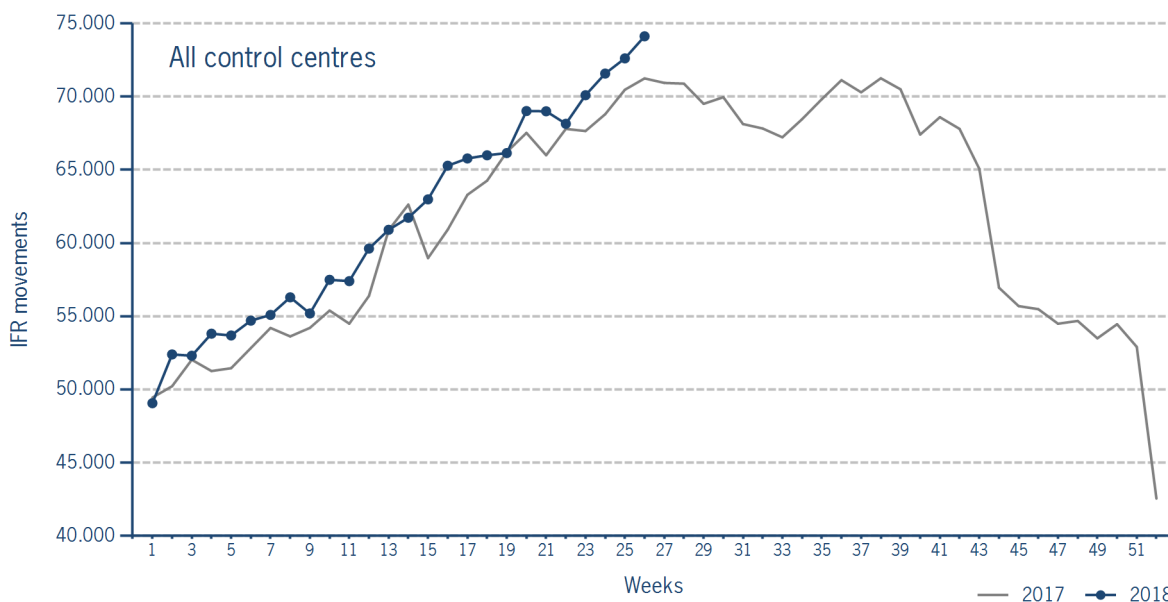
Version 04.07.2018

Please note: With AIRAC AIP Amendment 21JUN18 Frankfurt-Hahn (EDFH) belongs to Austrocontrol and therefore is no longer counted among DFS Aviation Services. Since July 01, Friedrichshafen (EDNY) belongs to DFS Aviation Services. In numbers, this will only affect reports from week 27 (regional German airports, page 8).

IFR flights in the Federal Republic of Germany

IFR movements (entries, exits, overflights and domestics) in all control sectors with a German designator.

	2018	2017	Trend
Week 26	74.130	71.252	4,0%
Cumulated Weeks	1.600.453	1.552.159	3,1%

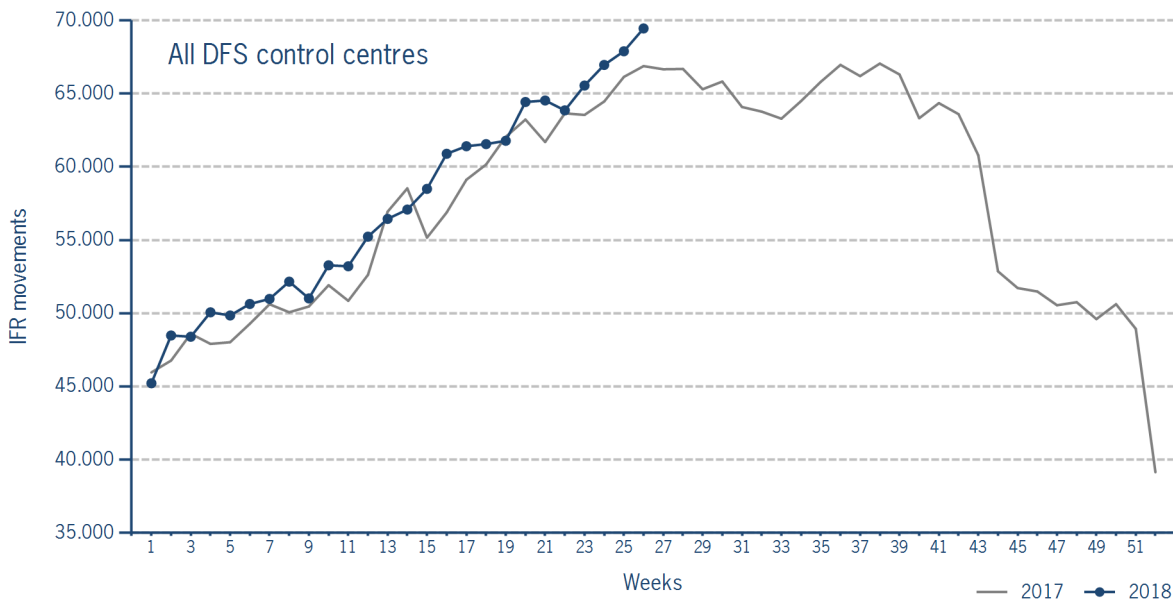


Please note: This count covers the traffic in the area build by all control sectors with a German designator („ED“), regardless of the service provider, including civil and military traffic in sectors controlled by DFS and Maastricht UAC (Maastricht-Hannover sectors). The area counted is composed of modular control sectors designed for ATC purposes with partly cross border structures and is therefore not identical to the political border of the Federal Republic of Germany or the national Flight Information Region (FIR).

IFR flights controlled by DFS

IFR movements (entries, exits, overflights and domestics) in control sectors controlled by DFS.

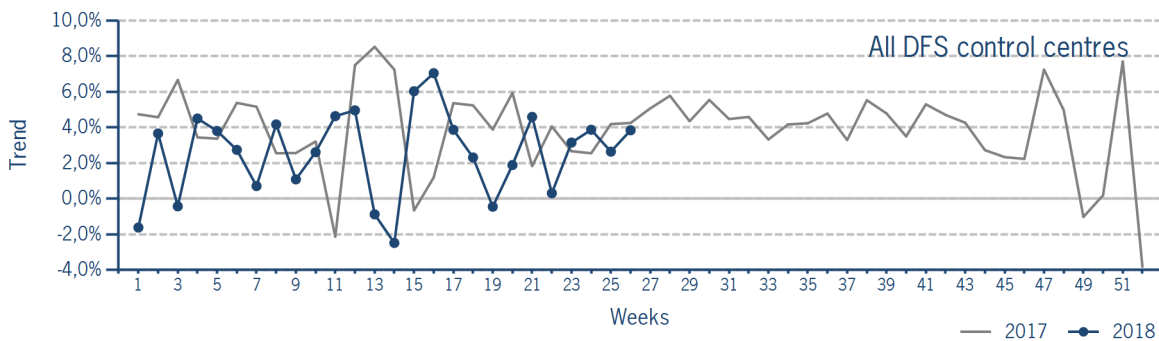
	2018	2017	Trend
Week 26	69.461	66.887	3,8%
Cumulated Weeks	1.488.886	1.451.543	2,6%



Please note: This count covers the traffic in the area build by control sectors of DFS control centres, including civil and military traffic. Traffic in Maastricht UAC (Maastricht-Hannover sectors) is not counted.

IFR flights controlled by DFS - trend

Trend in the number of IFR movements (entries, exits, overflights and domestics) in control sectors controlled by DFS.

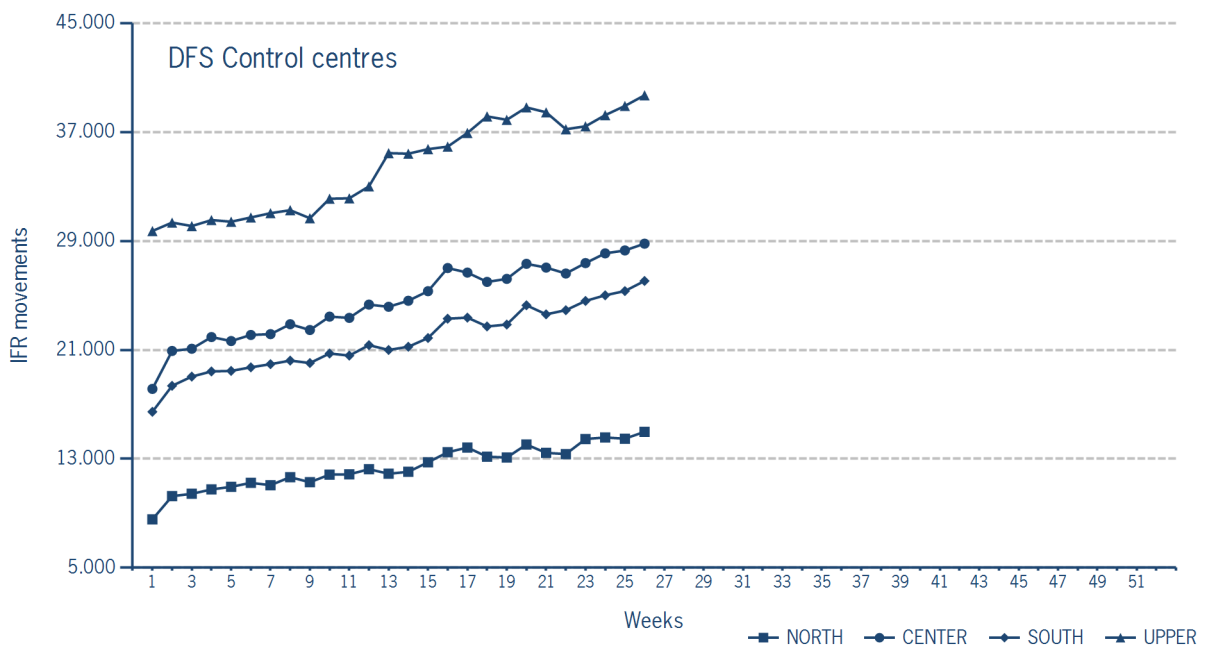


IFR flights controlled by DFS - in detail

IFR movements (entries, exits, overflights and domestics) controlled by DFS at the different control centres.

	NORTH	CENTER	SOUTH	UPPER
Week 26	14.984	28.804	26.065	39.704
Trend	2,2%	4,4%	6,5%	-3,2%
Cumulated Weeks	321.696	638.032	564.489	896.395
Trend	-1,6%	3,8%	3,8%	1,0%

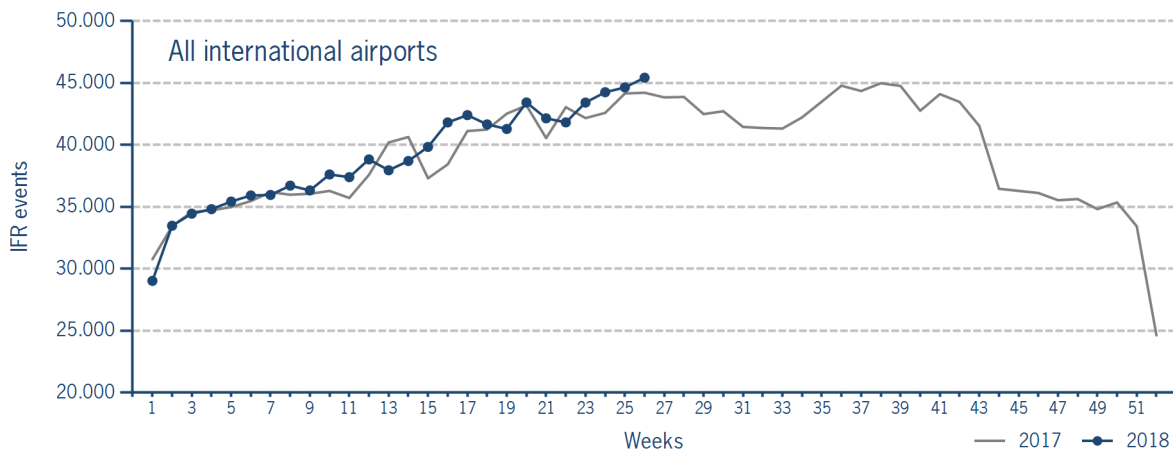
Please note: The trend numbers compare counts of the airspaces in their current configuration to the count of the same airspace in 2017.



IFR flights at international German airports

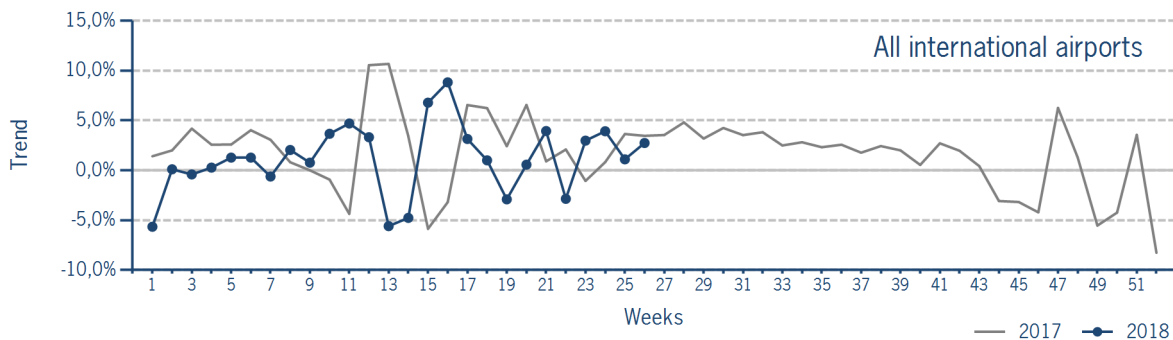
IFR events (take-offs and landings) at the international DFS towers in the Federal Republic of Germany.

	2018	2017	Trend
Week 26	45.424	44.212	2,7%
Cumulated Weeks	1.014.705	1.003.073	1,2%



IFR flights at international German airports - trend

Trend in the number of IFR events (take-offs and landings) at the international DFS towers in the Federal Republic of Germany.



IFR flights at international German airports - airport category

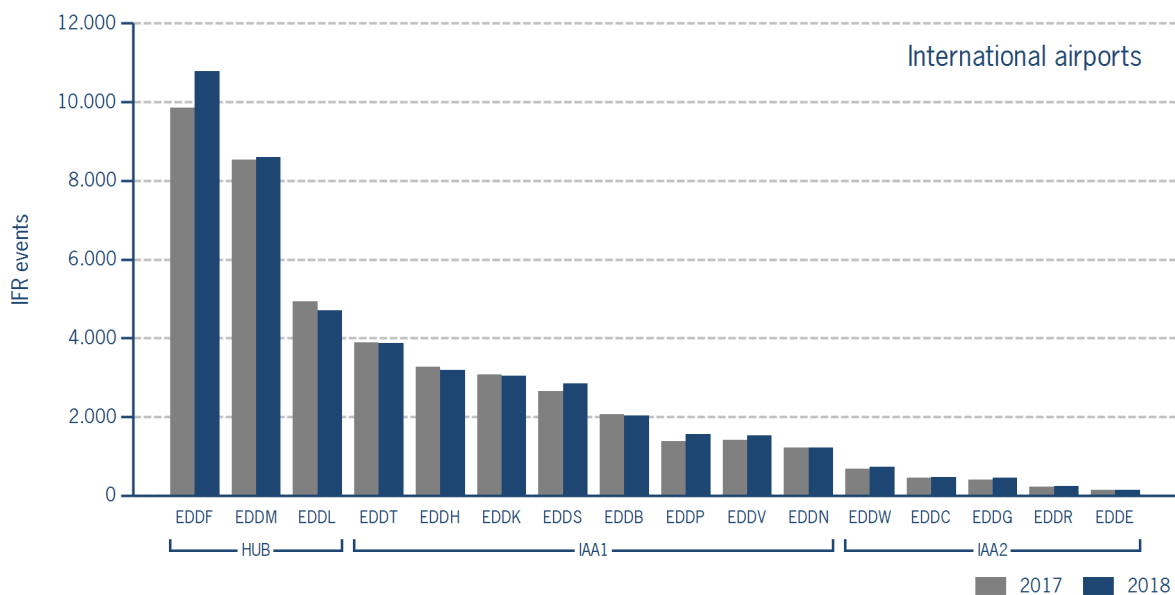
IFR events (take-offs and landings) at the international DFS towers in the Federal Republic of Germany differentiated by Hub Gateways (HUB), International Access Airports 1 (IAA1) and International Access Airports 2 (IAA2).

	HUB	IAA1	IAA2
Week 26	24.087	19.298	2.039
Trend	3,3%	1,6%	7,5%
Cumulated Weeks	548.868	425.015	40.822
Trend	1,7%	0,6%	-1,0%

IFR flights at international German airports - in detail

IFR events (take-offs and landings) at the different international DFS towers in the Federal Republic of Germany.

		Week 26	Trend	Week 1 - 26	Trend
HUB					
EDDF	Frankfurt/Main	10.780	9,3%	248.358	8,2%
EDDL	Düsseldorf	4.700	-4,7%	101.765	-8,3%
EDDM	München	8.607	0,9%	198.745	-0,1%
IAA1					
EDDB	Berlin-Schönefeld	2.039	-1,6%	49.613	-0,4%
EDDH	Hamburg	3.183	-3,0%	71.396	-5,4%
EDDK	Köln/Bonn	3.051	-0,7%	67.120	1,5%
EDDN	Nürnberg	1.224	0,0%	25.731	2,3%
EDDP	Leipzig/Halle	1.563	13,2%	35.642	15,4%
EDDS	Stuttgart	2.844	7,0%	60.731	7,7%
EDDT	Berlin-Tegel	3.872	-0,6%	84.137	-5,5%
EDDV	Hannover	1.522	7,9%	30.645	3,8%
IAA2					
EDDC	Dresden	476	5,8%	10.369	-5,4%
EDDE	Erfurt/Weimar	144	-0,7%	2.433	-8,0%
EDDG	Münster/Osnabrück	452	10,2%	8.725	1,4%
EDDR	Saarbrücken	234	7,3%	4.388	1,3%
EDDW	Bremen	733	8,8%	14.907	1,4%



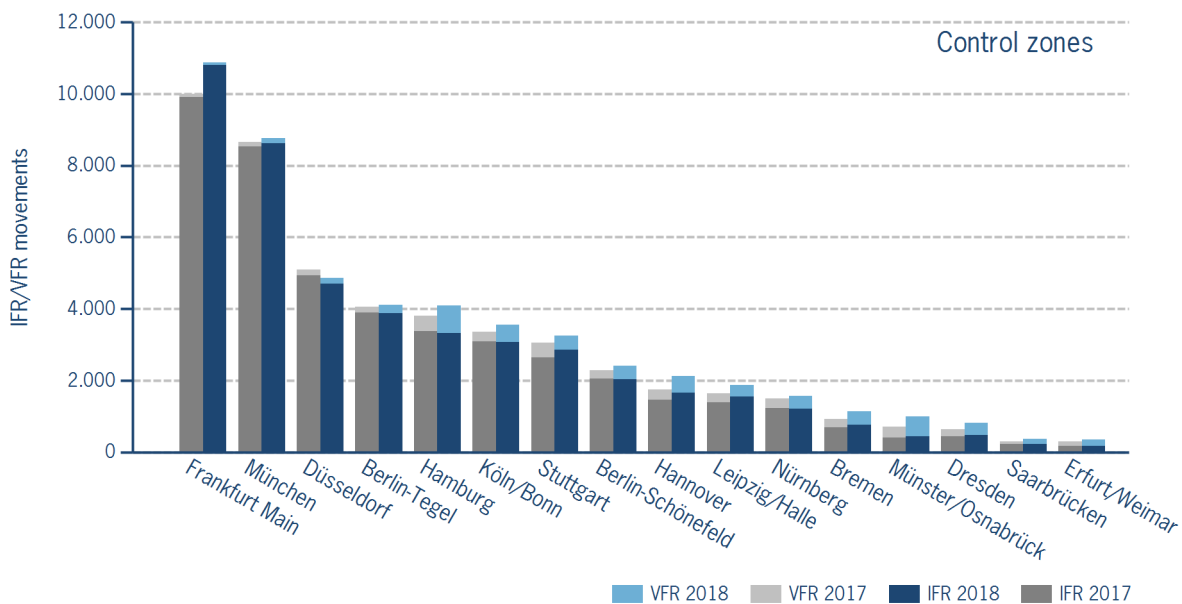
IFR/VFR flights in control zones of DFS towers

IFR/VFR movements (entries, exits, overflights and domestics) at the different control zones of international DFS towers.

	Week 26	Trend	Week 1 - 26	Trend
Berlin-Schönefeld	2.411	5,3%	57.723	3,5%
Berlin-Tegel	4.115	1,5%	88.992	-4,8%
Bremen	1.142	23,9%	21.790	1,4%
Dresden	824	30,8%	17.659	0,3%
Düsseldorf	4.861	-4,6%	105.429	-8,3%
Erfurt/Weimar	343	16,3%	6.066	-8,3%
Frankfurt Main	10.882	8,9%	250.812	8,1%
Hamburg	4.095	7,4%	85.576	-3,7%
Hannover	2.120	20,9%	41.600	5,1%
Köln/Bonn	3.556	5,9%	75.442	1,0%
Leipzig/Halle	1.864	13,8%	43.068	11,7%
München	8.763	1,3%	201.713	0,0%
Münster/Osnabrück	1.000	42,7%	18.497	4,9%
Nürnberg	1.571	4,7%	32.815	2,9%
Saarbrücken	375	26,3%	7.095	-1,1%
Stuttgart	3.250	6,6%	69.147	5,8%

Additional information:

Münster reported 116 glider movements for the current week, i.e. 1.074 glider movements for the cumulated year.



IFR flights at regional German airports - in detail

IFR events (take-offs and landings) at the different regional towers in the Federal Republic of Germany with control zone and barely any PPR.

	2018	2017	Trend
Week 26	3.790	3.734	1,5%
Cumulated Weeks	81.771	78.130	4,7%

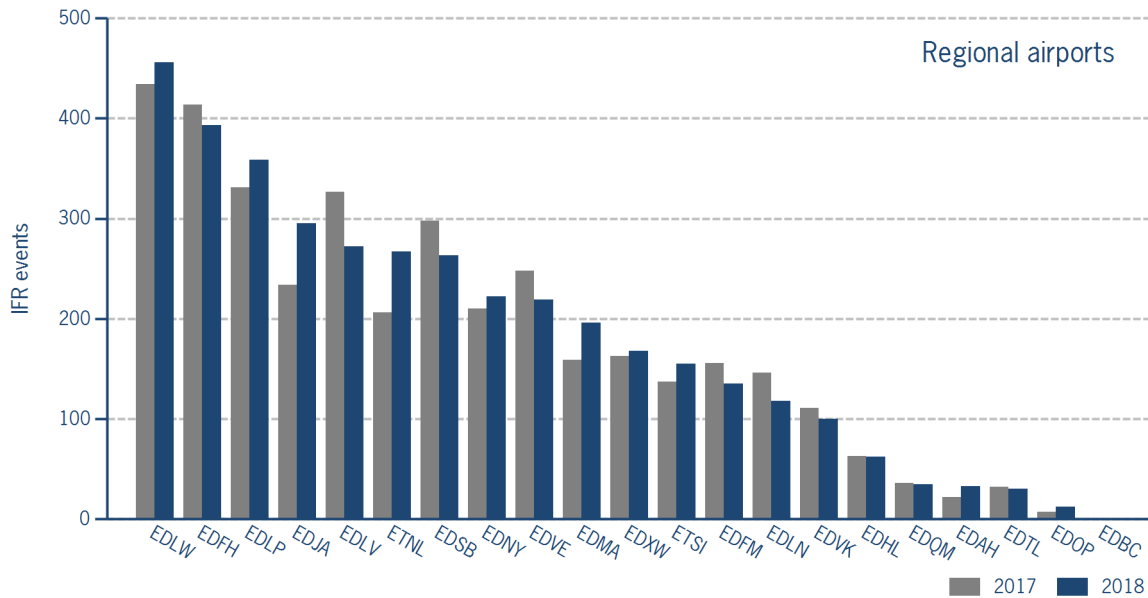
	Week 26	Trend	Week 1 - 26	Trend
EDAH Heringsdorf	33	50,0%	395	-1,0%
EDBC Magdeburg/Cochstedt	0	N/A	1	-50,0%
EDFH Frankfurt-Hahn	393	-5,1%	10.067	1,0%
EDFM Mannheim City	135	-13,5%	3.220	-1,6%
EDHL Lübeck-Blankensee	62	-1,6%	1.224	27,9%
EDJA Memmingen	295	26,1%	6.500	17,5%
EDLN Mönchengladbach	118	-19,2%	3.299	11,2%
EDLP Paderborn/Lippstadt	359	8,5%	6.377	6,6%
EDLV Niederrhein	272	-16,8%	6.139	3,6%
EDLW Dortmund	456	5,1%	10.667	9,4%
EDMA Augsburg	196	23,3%	3.545	2,0%
EDNY Friedrichshafen	222	5,7%	5.169	-2,8%
EDOP Schwerin-Parchim	12	71,4%	302	-36,8%
EDQM Hof-Plauen	35	-2,8%	640	-17,6%
EDSB Karlsruhe/Baden-Baden	263	-11,7%	5.874	-9,2%
EDTL Lahr	30	-6,3%	745	0,5%
EDVE Braunschweig-Wolfsburg	219	-11,7%	4.996	-2,6%
EDVK Kassel-Calden	100	-9,9%	2.309	11,8%
EDXW Sylt	168	3,1%	2.812	7,2%
ETNL Laage	267	29,6%	4.712	36,5%
ETSI Ingolstadt/Manching	155	13,1%	2.778	-2,7%

*The value is of limited conclusiveness (OLC).

Please note: The airport Magdeburg-Cochstedt (EDBC) is currently closed.

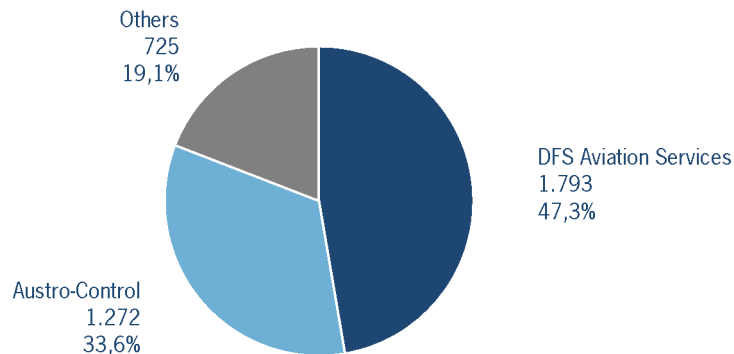
IFR flights at regional German airports - in detail

IFR events (take-offs and landings) at the different regional towers in the Federal Republic of Germany with control zone and barely any PPR.



IFR flights at regional German airports - air traffic service providers

Percentage of IFR events (take-offs and landings) at the regional towers in the Federal Republic of Germany differentiated between DFS Aviation Services, Austro Control and other providers.



DFS Aviation Services: Dortmund (EDLW), Karlsruhe/Baden-Baden (EDSB), Lahr (EDTL), Magdeburg/Cochstedt (EDBC), Memmingen (EDJA), Mönchengladbach (EDLN), Niederrhein (EDLV), Paderborn/Lippstadt (EDLP)

Austro Control: Augsburg (EDMA), Braunschweig-Wolfsburg (EDVE), Frankfurt-Hahn (EDFH), Friedrichshafen (EDNY), Heringsdorf (EDAH), Hof-Plauen (EDQM), Kassel-Calden (EDVK), Lübeck-Blankensee (EDHL), Schwerin-Parchim (EDOP)

Others: Ingolstadt/Manching (ETSI), Laage (ETNL), Mannheim City (EDFM), Sylt (EDXW)

ATFM Arrival Delay

(Data Source: NM statistics, DFS LIZ)

ATFM Arrival Delay with reference to the relevant airport, in minutes per IFR arrival.

ATFM Arrival Delay:

sum of all arrival ATFM delay divided by the sum of all inbound flights for the particular traffic volume

Airports		ATC Delay [min/arrival]	non ATC Delay [min/arrival]	
	All Airports	0,0249	0,2118	
EDDL	Düsseldorf	0	1,0060	
EDDK	Köln/Bonn	0	0,9706	
EDDS	Stuttgart	0,3978	0	
EDDM	München	0	0,2113	
EDDT	Berlin-Tegel	0	0,0305	

Please note: The ATFM delay data are provided by NM statistics. Due to internal distribution of the ATFM delay, data are modified by CC/FC and TWR/M. The inbound flight information is based on LIZ statistics.

All Airports means all international German airports: Berlin-Schönefeld (EDDB), Berlin-Tegel (EDDT), Bremen (EDDW), Dresden (EDDC), Düsseldorf (EDDL), Erfurt/Weimar (EDDE), Frankfurt/Main (EDDF), Hamburg (EDDH), Hannover (EDDV), Köln/Bonn (EDDK), Leipzig/Halle (EDDP), München (EDDM), Münster/Osnabrück (EDDG), Nürnberg (EDDN), Saarbrücken (EDDR), Stuttgart (EDDS)