



LIZ Bulletin

DFS Situation and Information Centre

Week 25

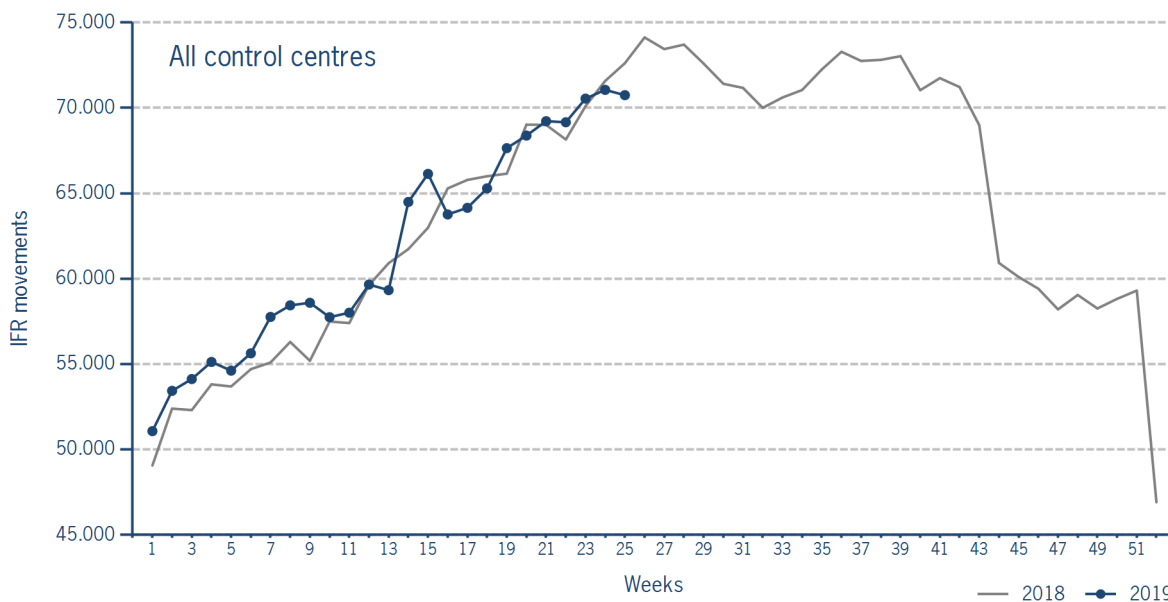
17 JUN 2019 - 23 JUN 2019

Version 26.06.2019

IFR flights in the Federal Republic of Germany

IFR movements (entries, exits, overflights and domestics) in all control sectors with a German designator.

	2019	2018	Trend
Week 25	70.747	72.620	-2,6%
Cumulated Weeks	1.544.057	1.526.323	1,2%

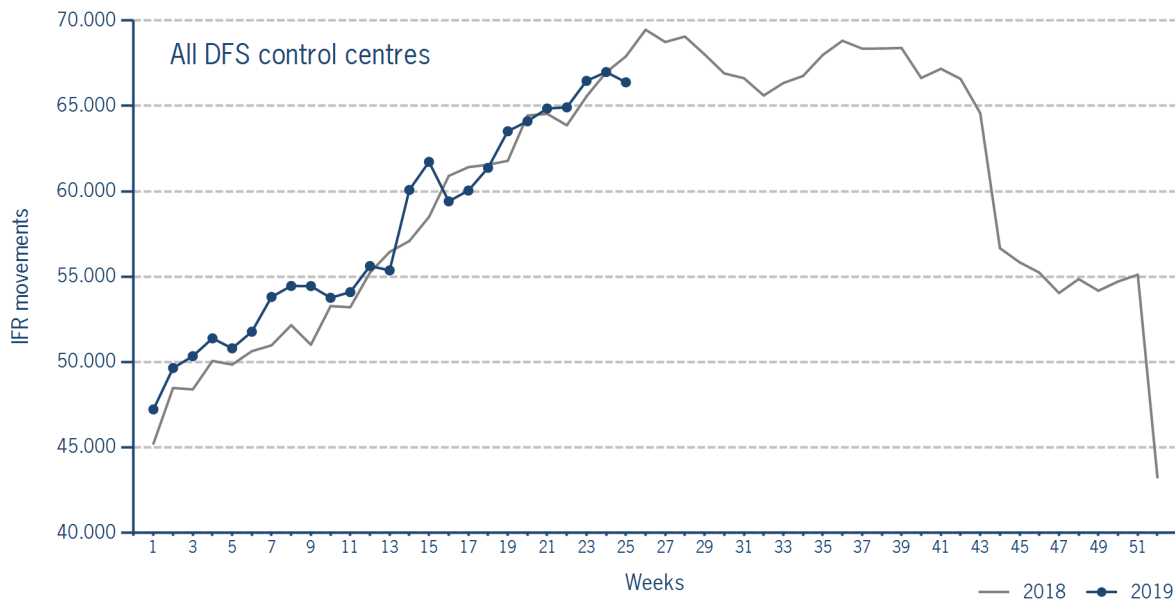


Please note: This count covers the traffic in the area build by all control sectors with a German designator („ED“), regardless of the service provider, including civil and military traffic in sectors controlled by DFS and Maastricht UAC (Maastricht-Hannover sectors). The area counted is composed of modular control sectors designed for ATC purposes with partly cross border structures and is therefore not identical to the political border of the Federal Republic of Germany or the national Flight Information Region (FIR).

IFR flights controlled by DFS

IFR movements (entries, exits, overflights and domestics) in control sectors controlled by DFS.

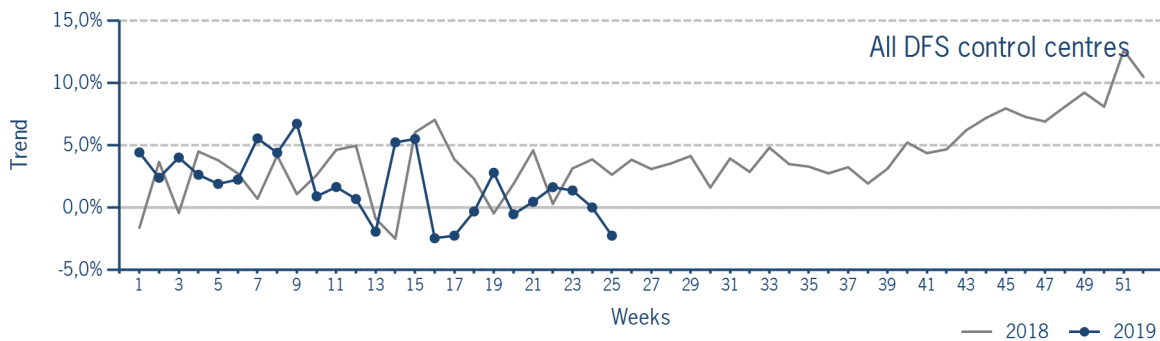
	2019	2018	Trend
Week 25	66.384	67.902	-2,2%
Cumulated Weeks	1.442.562	1.419.425	1,6%



Please note: This count covers the traffic in the area build by control sectors of DFS control centres, including civil and military traffic. Traffic in Maastricht UAC (Maastricht-Hannover sectors) is not counted.

IFR flights controlled by DFS - trend

Trend in the number of IFR movements (entries, exits, overflights and domestics) in control sectors controlled by DFS.

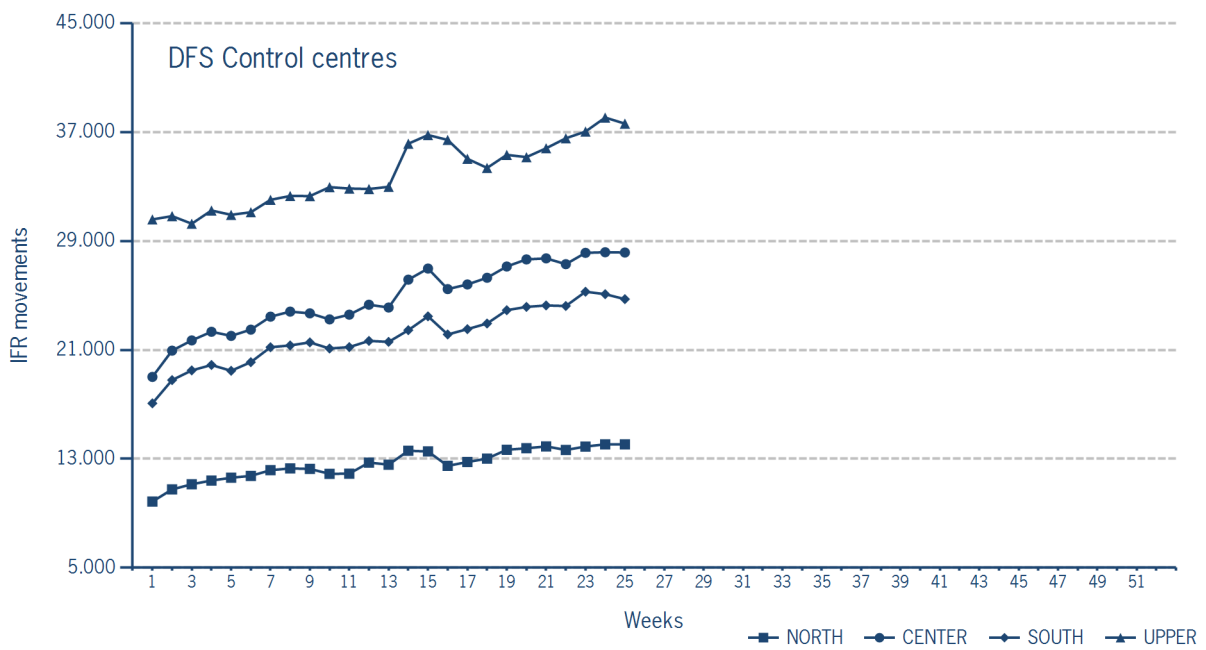


IFR flights controlled by DFS - in detail

IFR movements (entries, exits, overflights and domestics) controlled by DFS at the different control centres.

	NORTH	CENTER	SOUTH	UPPER
Week 25	14.060	28.153	24.728	37.620
Trend	-2,9%	-0,5%	-2,4%	-3,3%
Cumulated Weeks	314.768	619.685	549.638	847.521
Trend	2,6%	1,7%	2,1%	-1,1%

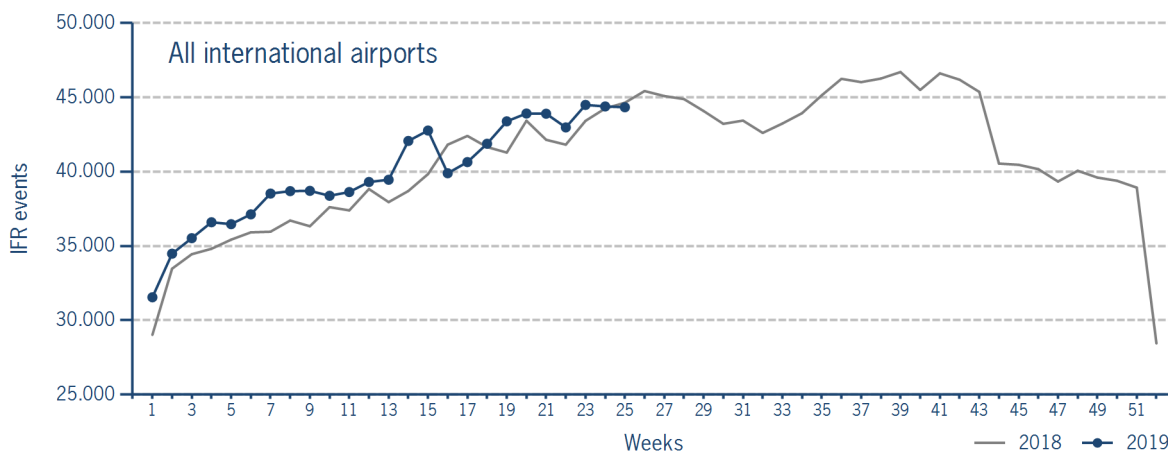
Please note: The trend numbers compare counts of the airspaces in their current configuration to the count of the same airspace in 2018.



IFR flights at international German airports

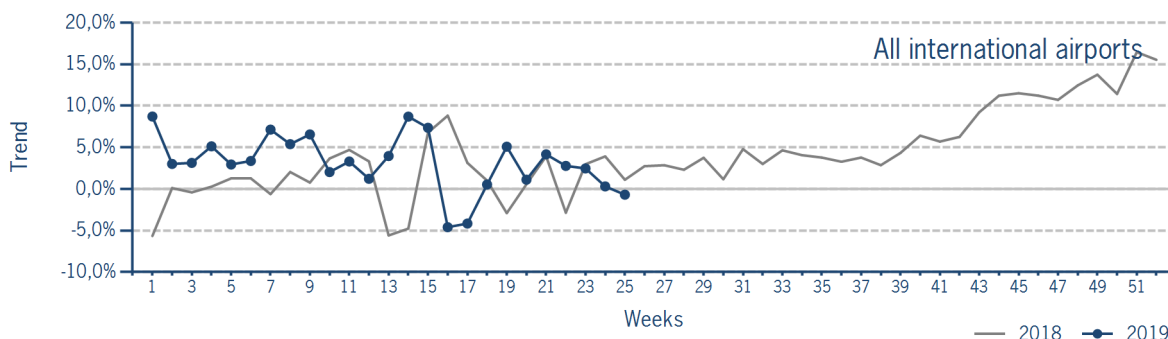
IFR events (take-offs and landings) at the international DFS towers in the Federal Republic of Germany.

	2019	2018	Trend
Week 25	44.333	44.640	-0,7%
Cumulated Weeks	998.081	969.281	3,0%



IFR flights at international German airports - trend

Trend in the number of IFR events (take-offs and landings) at the international DFS towers in the Federal Republic of Germany.



IFR flights at international German airports - airport category

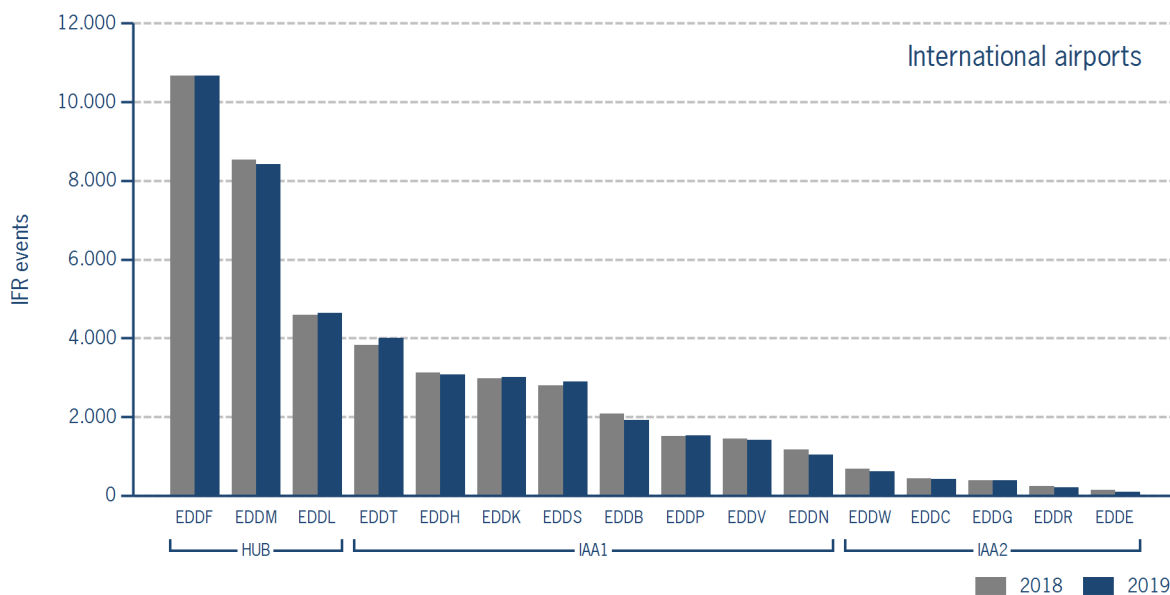
IFR events (take-offs and landings) at the international DFS towers in the Federal Republic of Germany differentiated by Hub Gateways (HUB), International Access Airports 1 (IAA1) and International Access Airports 2 (IAA2).

	HUB	IAA1	IAA2
Week 25	23.719	18.893	1.721
Trend	-0,3%	-0,3%	-8,8%
Cumulated Weeks	542.869	418.320	36.892
Trend	3,4%	3,1%	-4,9%

IFR flights at international German airports - in detail

IFR events (take-offs and landings) at the different international DFS towers in the Federal Republic of Germany.

		Week 25	Trend	Week 1 - 25	Trend
HUB					
EDDF	Frankfurt/Main	10.671	0,0%	242.131	1,9%
EDDL	Düsseldorf	4.635	1,0%	105.563	8,8%
EDDM	München	8.413	-1,5%	195.175	2,6%
IAA1					
EDDB	Berlin-Schönefeld	1.924	-7,9%	43.863	-7,8%
EDDH	Hamburg	3.076	-1,8%	70.205	2,9%
EDDK	Köln/Bonn	3.008	1,0%	63.789	-0,4%
EDDN	Nürnberg	1.038	-11,3%	22.187	-9,5%
EDDP	Leipzig/Halle	1.528	0,7%	35.279	3,5%
EDDS	Stuttgart	2.898	3,4%	61.088	5,5%
EDDT	Berlin-Tegel	4.000	4,6%	92.901	15,7%
EDDV	Hannover	1.421	-1,5%	29.008	-0,4%
IAA2					
EDDC	Dresden	414	-5,9%	9.452	-4,5%
EDDE	Erfurt/Weimar	101	-28,4%	2.092	-8,6%
EDDG	Münster/Osnabrück	384	-0,8%	8.287	0,2%
EDDR	Saarbrücken	202	-17,6%	3.427	-17,5%
EDDW	Bremen	620	-8,1%	13.634	-3,8%



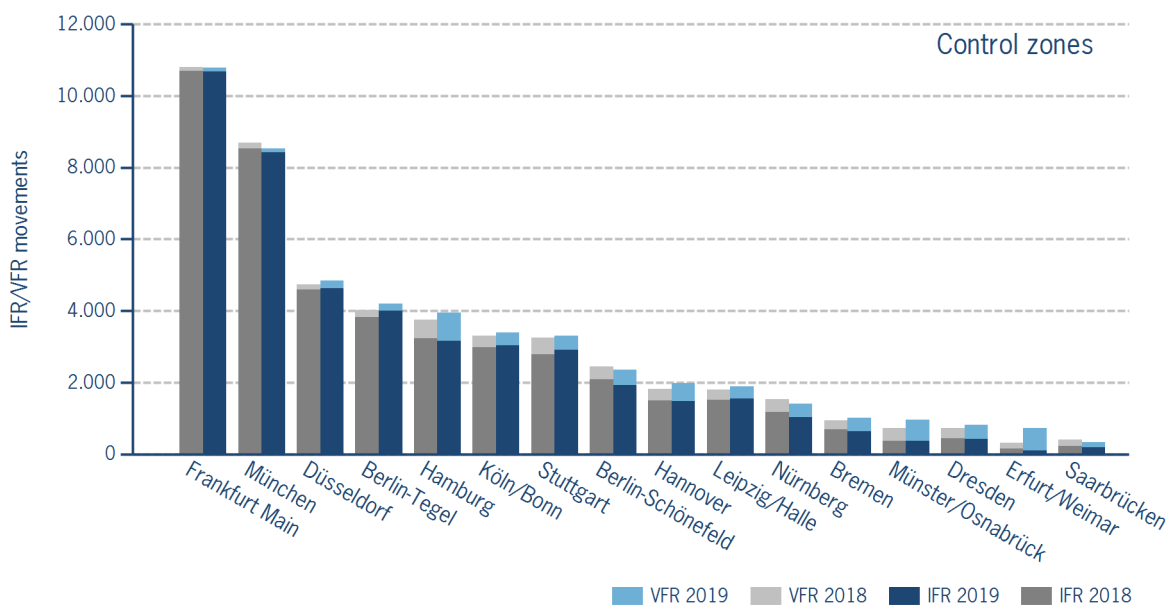
IFR/VFR flights in control zones of DFS towers

IFR/VFR movements (entries, exits, overflights and domestics) at the different control zones of international DFS towers.

	Week 25	Trend	Week 1 - 25	Trend
Berlin-Schönefeld	2.352	-4,0%	51.052	-7,7%
Berlin-Tegel	4.199	4,4%	96.799	14,0%
Bremen	1.016	8,9%	19.592	-5,1%
Dresden	814	11,2%	15.884	-5,6%
Düsseldorf	4.844	2,3%	108.734	8,1%
Erfurt/Weimar	724	124,8%	5.801	1,4%
Frankfurt Main	10.797	0,0%	244.615	2,0%
Hamburg	3.945	5,1%	82.394	1,1%
Hannover	1.971	8,3%	38.763	-1,8%
Köln/Bonn	3.395	2,8%	70.653	-1,7%
Leipzig/Halle	1.886	4,5%	41.889	1,7%
München	8.534	-1,8%	198.037	2,6%
Münster/Osnabrück	958	30,5%	16.757	-4,2%
Nürnberg	1.404	-8,5%	28.917	-7,4%
Saarbrücken	324	-18,8%	5.498	-18,2%
Stuttgart	3.296	1,5%	68.228	3,5%

Additional information:

Münster reported 246 glider movements for the current week, i.e. 1.956 glider movements for the cumulated year.



IFR flights at regional German airports - in detail

IFR events (take-offs and landings) at the different regional towers in the Federal Republic of Germany with control zone and barely any PPR.

	2019	2018	Trend
Week 25	3.367	3.825	-12,0%
Cumulated Weeks	76.418	77.981	-2,0%

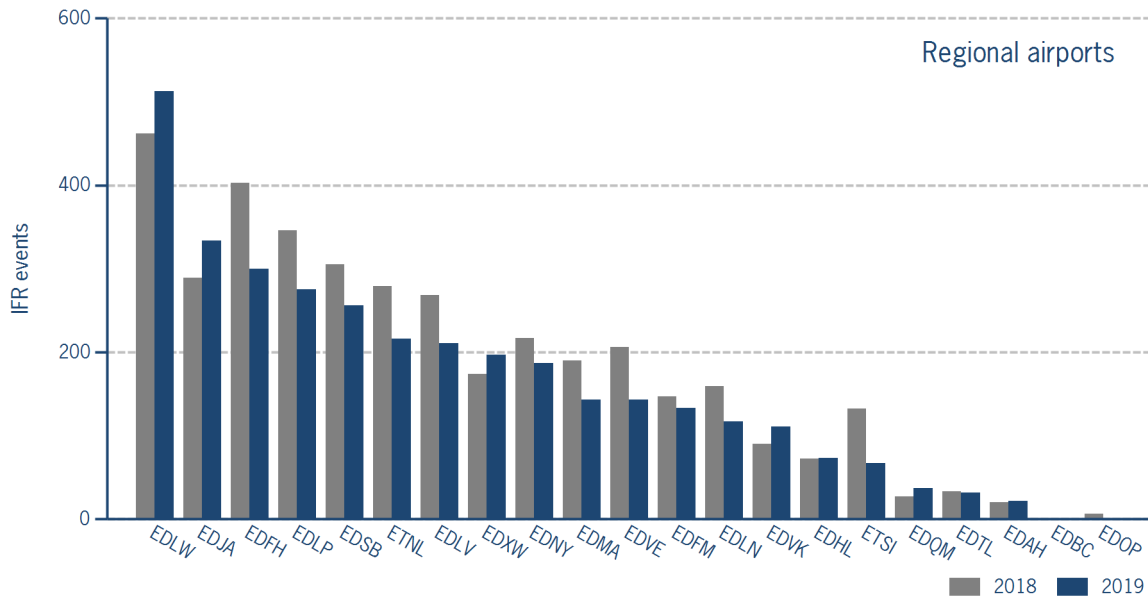
	Week 25	Trend	Week 1 - 25	Trend
EDAH Heringsdorf	22	10,0%	378	4,4%
EDBC Magdeburg/Cochstedt	0	N/A	1	0,0%
EDFH Frankfurt-Hahn	300	-25,6%	7.958	-17,7%
EDFM Mannheim City	133	-9,5%	3.252	5,4%
EDHL Lübeck-Blankensee	73	1,4%	1.385	19,2%
EDJA Memmingen	334	15,6%	7.300	17,6%
EDLN Mönchengladbach	117	-26,4%	2.992	-5,9%
EDLP Paderborn/Lippstadt	275	-20,5%	6.121	1,7%
EDLV Niederrhein	211	-21,3%	4.369	-25,5%
EDLW Dortmund	513	11,0%	11.069	8,4%
EDMA Augsburg	143	-24,7%	3.310	-1,2%
EDNY Friedrichshafen	187	-13,8%	5.264	6,4%
EDOP Schwerin-Parchim	0	-100,0%	24	-91,7%
EDQM Hof-Plauen	37	37,0%	721	19,2%
EDSB Karlsruhe/Baden-Baden	256	-16,1%	5.530	-1,4%
EDTL Lahr	32	-3,0%	729	2,0%
EDVE Braunschweig-Wolfsburg	143	-30,6%	4.526	-5,3%
EDVK Kassel-Calden	111	23,3%	2.072	-6,2%
EDXW Sylt	197	13,2%	2.504	-5,3%
ETNL Laage	216	-22,6%	4.183	-5,9%
ETSI Ingolstadt/Manching	67	-49,2%	2.730	4,1%

*The value is of limited conclusiveness (OLC).

Please note: The airport Magdeburg-Cochstedt (EDBC) is currently closed.

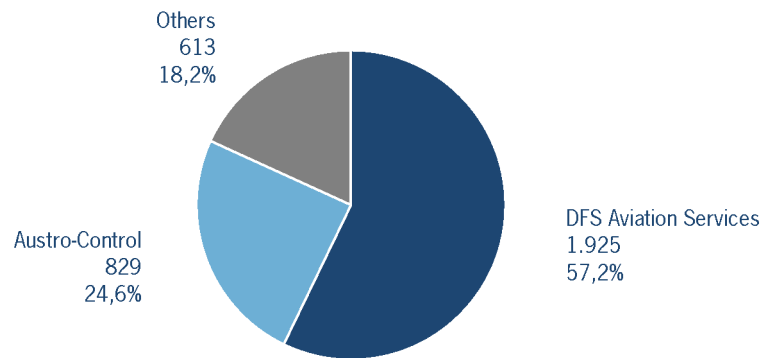
IFR flights at regional German airports - in detail

IFR events (take-offs and landings) at the different regional towers in the Federal Republic of Germany with control zone and barely any PPR.



IFR flights at regional German airports - air traffic service providers

Percentage of IFR events (take-offs and landings) at the regional towers in the Federal Republic of Germany differentiated between DFS Aviation Services, Austro Control and other providers.



- DFS Aviation Services: Dortmund (EDLW), Friedrichshafen (EDNY), Karlsruhe/Baden-Baden (EDSB), Lahr (EDTL), Magdeburg/Cochstedt (EDBC), Memmingen (EDJA), Mönchengladbach (EDLN), Niederrhein (EDLV), Paderborn/Lippstadt (EDLP)
- Austro Control: Augsburg (EDMA), Braunschweig-Wolfsburg (EDVE), Frankfurt-Hahn (EDFH), Heringsdorf (EDAH), Hof-Plauen (EDQM), Kassel-Calden (EDVK), Lübeck-Blankensee (EDHL), Schwerin-Parchim (EDOP)
- Others: Ingolstadt/Manching (ETSI), Laage (ETNL), Mannheim City (EDFM), Sylt (EDXW)

ATFM Arrival Delay

(Data Source: NM statistics, DFS LIZ)

ATFM Arrival Delay with reference to the relevant airport, in minutes per IFR arrival.

ATFM Arrival Delay:

sum of all arrival ATFM delay divided by the sum of all inbound flights for the particular traffic volume

Airports		ATC Delay [min/arrival]	non ATC Delay [min/arrival]	
	All Airports	0,0044	1,0703	
EDDF	Frankfurt/Main	0	2,2007	
EDDM	München	0	1,6113	
EDDL	Düsseldorf	0	1,2577	
EDDK	Köln/Bonn	0	1,0883	
EDDP	Leipzig/Halle	0	0,2539	
EDDS	Stuttgart	0,0674	0,1569	
EDDH	Hamburg	0	0,1523	

Please note: The ATFM delay data are provided by NM statistics. Due to internal distribution of the ATFM delay, data are modified by CC/FC and TWR/M. The inbound flight information is based on LIZ statistics.

All Airports means all international German airports: Berlin-Schönefeld (EDDB), Berlin-Tegel (EDDT), Bremen (EDDW), Dresden (EDDC), Düsseldorf (EDDL), Erfurt/Weimar (EDDE), Frankfurt/Main (EDDF), Hamburg (EDDH), Hannover (EDDV), Köln/Bonn (EDDK), Leipzig/Halle (EDDP), München (EDDM), Münster/Osnabrück (EDDG), Nürnberg (EDDN), Saarbrücken (EDDR), Stuttgart (EDDS)