



LIZ Bulletin

DFS Situation and Information Centre

Week 25

18 JUN 2018 - 24 JUN 2018

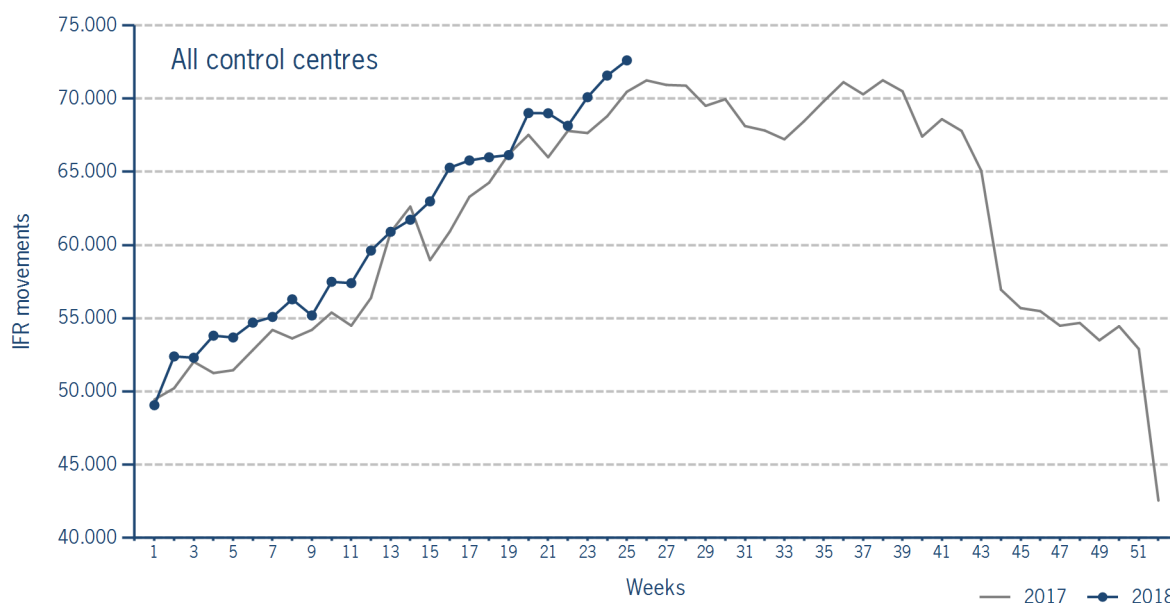
Version 27.06.2018

Please note: With AIRAC AIP Amendment 21JUN18 Frankfurt-Hahn (EDFH) belongs to Austrocontrol and therefore is no longer counted among DFS Aviation Services (regional German airports, page 8).

IFR flights in the Federal Republic of Germany

IFR movements (entries, exits, overflights and domestics) in all control sectors with a German designator.

	2018	2017	Trend
Week 25	72.620	70.478	3,0%
Cumulated Weeks	1.526.323	1.480.907	3,1%

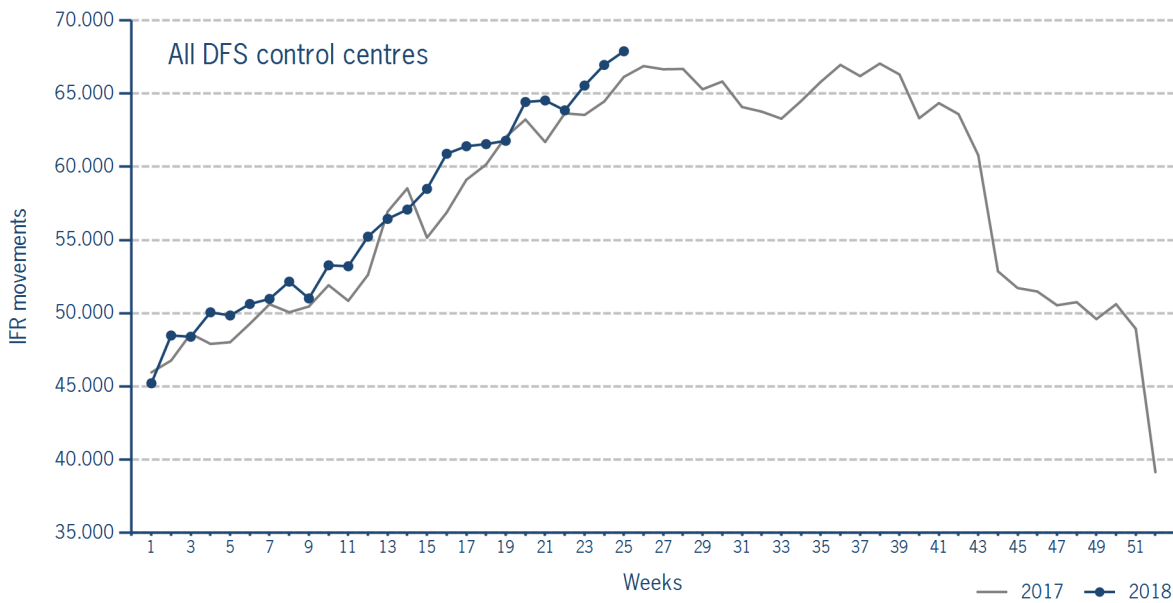


Please note: This count covers the traffic in the area build by all control sectors with a German designator („ED“), regardless of the service provider, including civil and military traffic in sectors controlled by DFS and Maastricht UAC (Maastricht-Hannover sectors). The area counted is composed of modular control sectors designed for ATC purposes with partly cross border structures and is therefore not identical to the political border of the Federal Republic of Germany or the national Flight Information Region (FIR).

IFR flights controlled by DFS

IFR movements (entries, exits, overflights and domestics) in control sectors controlled by DFS.

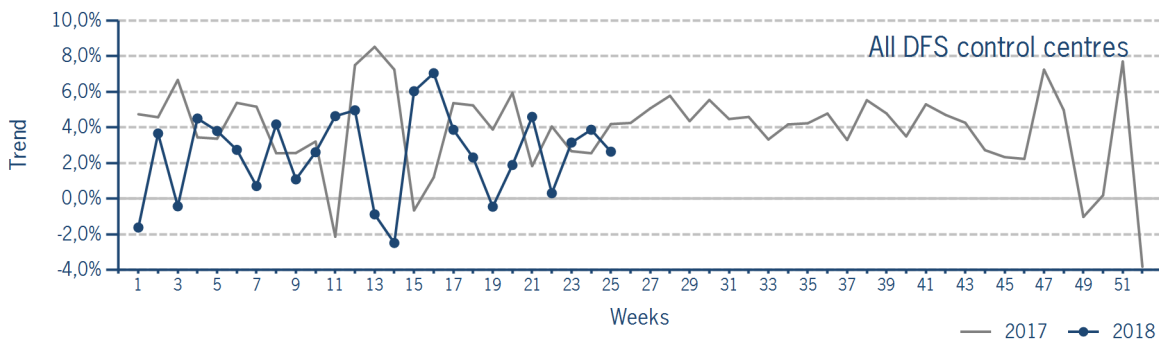
	2018	2017	Trend
Week 25	67.902	66.150	2,6%
Cumulated Weeks	1.419.425	1.384.656	2,5%



Please note: This count covers the traffic in the area build by control sectors of DFS control centres, including civil and military traffic. Traffic in Maastricht UAC (Maastricht-Hannover sectors) is not counted.

IFR flights controlled by DFS - trend

Trend in the number of IFR movements (entries, exits, overflights and domestics) in control sectors controlled by DFS.

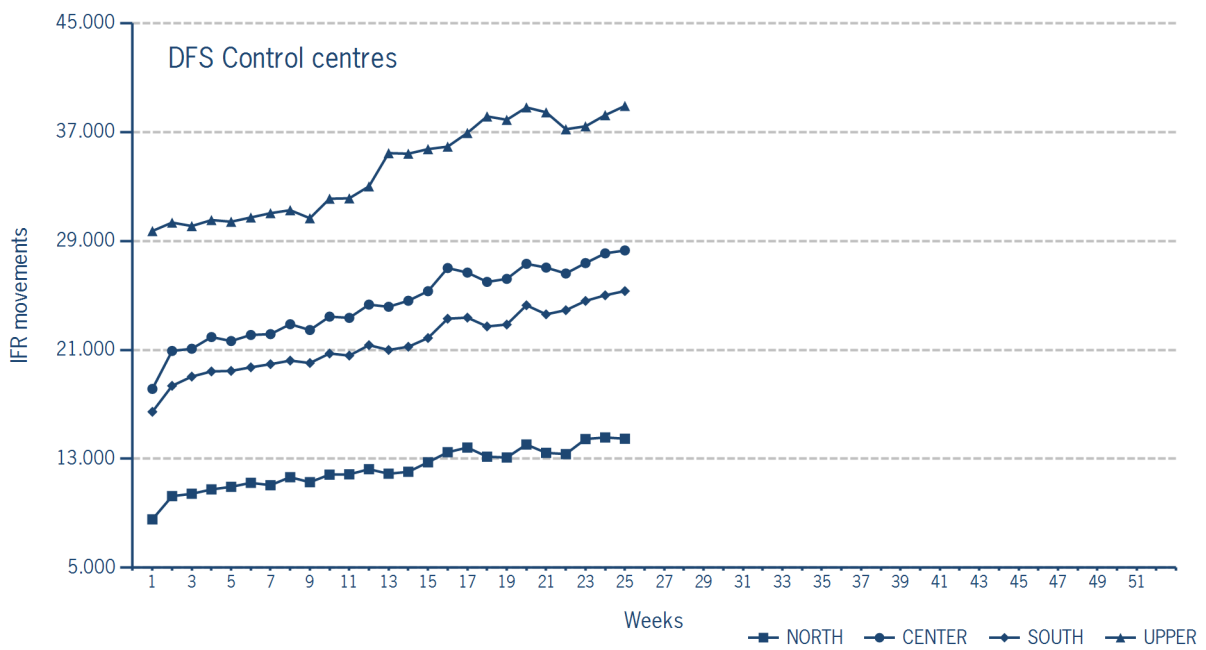


IFR flights controlled by DFS - in detail

IFR movements (entries, exits, overflights and domestics) controlled by DFS at the different control centres.

	NORTH	CENTER	SOUTH	UPPER
Week 25	14.478	28.306	25.324	38.920
Trend	-2,3%	3,6%	2,9%	-2,9%
Cumulated Weeks	306.712	609.228	538.424	856.691
Trend	-1,8%	3,8%	3,7%	1,2%

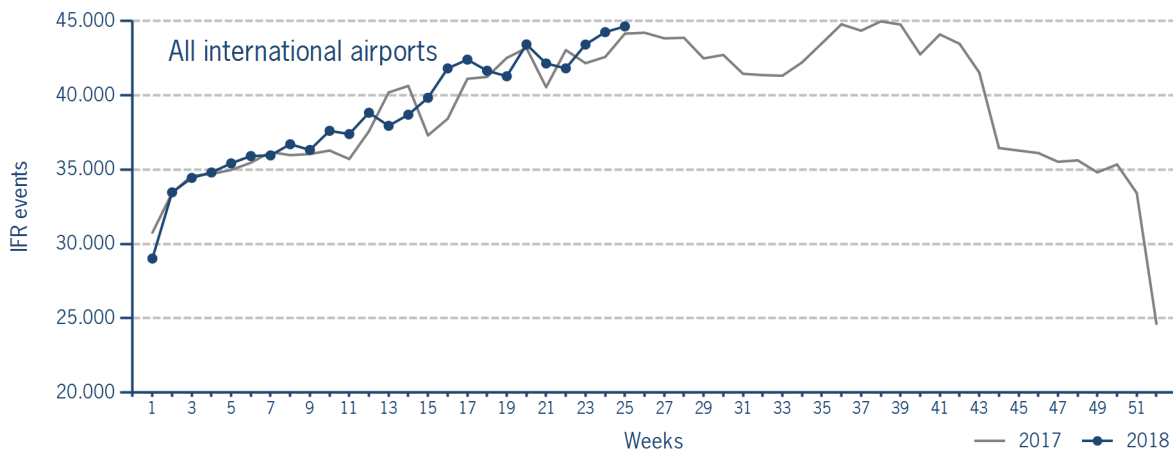
Please note: The trend numbers compare counts of the airspaces in their current configuration to the count of the same airspace in 2017.



IFR flights at international German airports

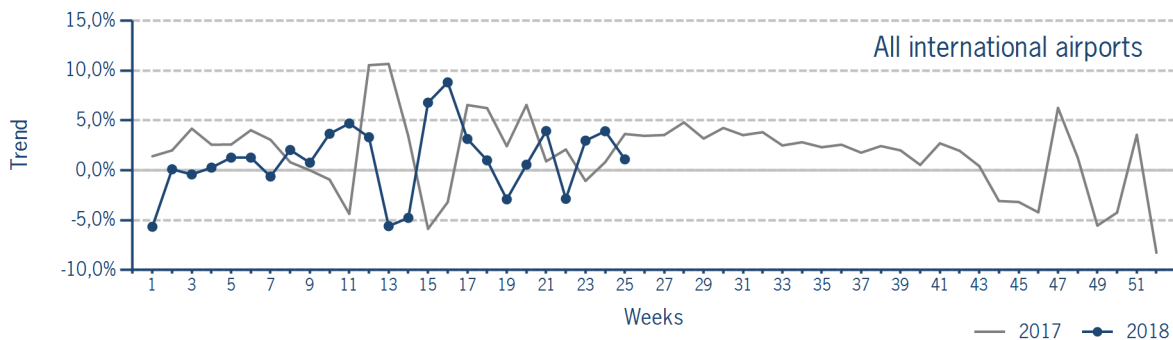
IFR events (take-offs and landings) at the international DFS towers in the Federal Republic of Germany.

	2018	2017	Trend
Week 25	44.640	44.152	1,1%
Cumulated Weeks	969.281	958.861	1,1%



IFR flights at international German airports - trend

Trend in the number of IFR events (take-offs and landings) at the international DFS towers in the Federal Republic of Germany.



IFR flights at international German airports - airport category

IFR events (take-offs and landings) at the international DFS towers in the Federal Republic of Germany differentiated by Hub Gateways (HUB), International Access Airports 1 (IAA1) and International Access Airports 2 (IAA2).

	HUB	IAA1	IAA2
Week 25	23.796	18.956	1.888
Trend	2,2%	-0,2%	0,7%
Cumulated Weeks	524.781	405.717	38.783
Trend	1,7%	0,6%	-1,4%

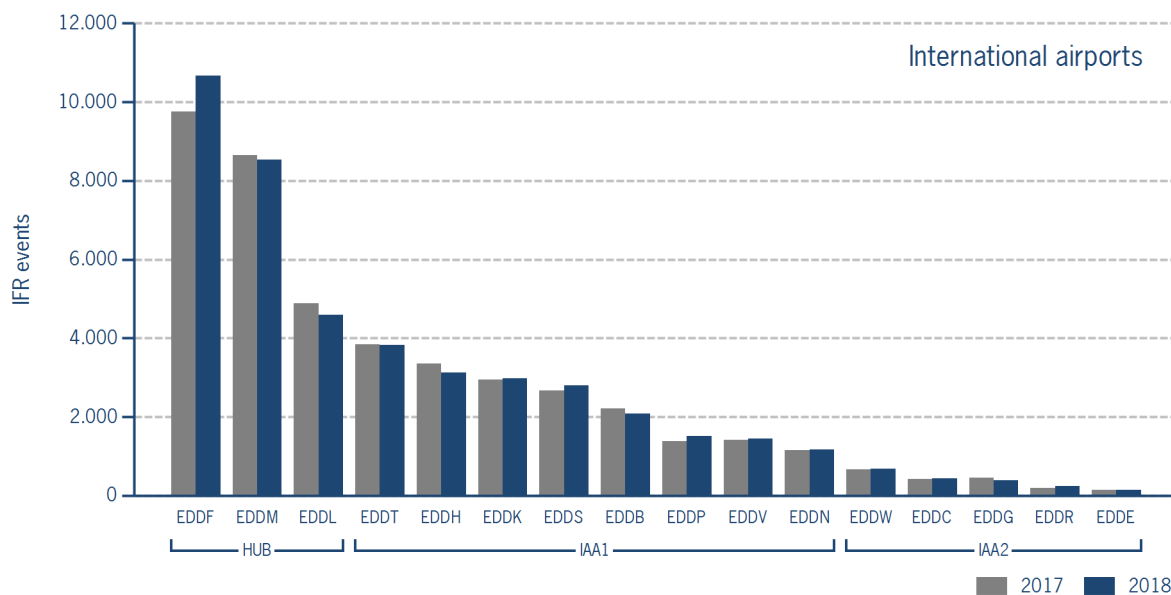
IFR flights at international German airports - in detail

IFR events (take-offs and landings) at the different international DFS towers in the Federal Republic of Germany.

		Week 25	Trend	Week 1 - 25	Trend
HUB					
EDDF	Frankfurt/Main	10.666	9,4%	237.578	8,2%
EDDL	Düsseldorf	4.589	-6,1%	97.065	-8,4%
EDDM	München	8.541	-1,2%	190.138	-0,2%

		Week 25	Trend	Week 1 - 25	Trend
IAA1					
EDDB	Berlin-Schönefeld	2.088	-5,9%	47.574	-0,4%
EDDH	Hamburg	3.131	-6,5%	68.213	-5,5%
EDDK	Köln/Bonn	2.979	1,1%	64.069	1,6%
EDDN	Nürnberg	1.170	0,8%	24.507	2,4%
EDDP	Leipzig/Halle	1.518	9,5%	34.079	15,5%
EDDS	Stuttgart	2.802	4,9%	57.887	7,7%
EDDT	Berlin-Tegel	3.825	-0,4%	80.265	-5,7%
EDDV	Hannover	1.443	1,5%	29.123	3,6%

		Week 25	Trend	Week 1 - 25	Trend
IAA2					
EDDC	Dresden	440	3,8%	9.893	-5,9%
EDDE	Erfurt/Weimar	141	-2,8%	2.289	-8,5%
EDDG	Münster/Osnabrück	387	-14,9%	8.273	1,0%
EDDR	Saarbrücken	245	31,0%	4.154	1,0%
EDDW	Bremen	675	1,8%	14.174	1,1%



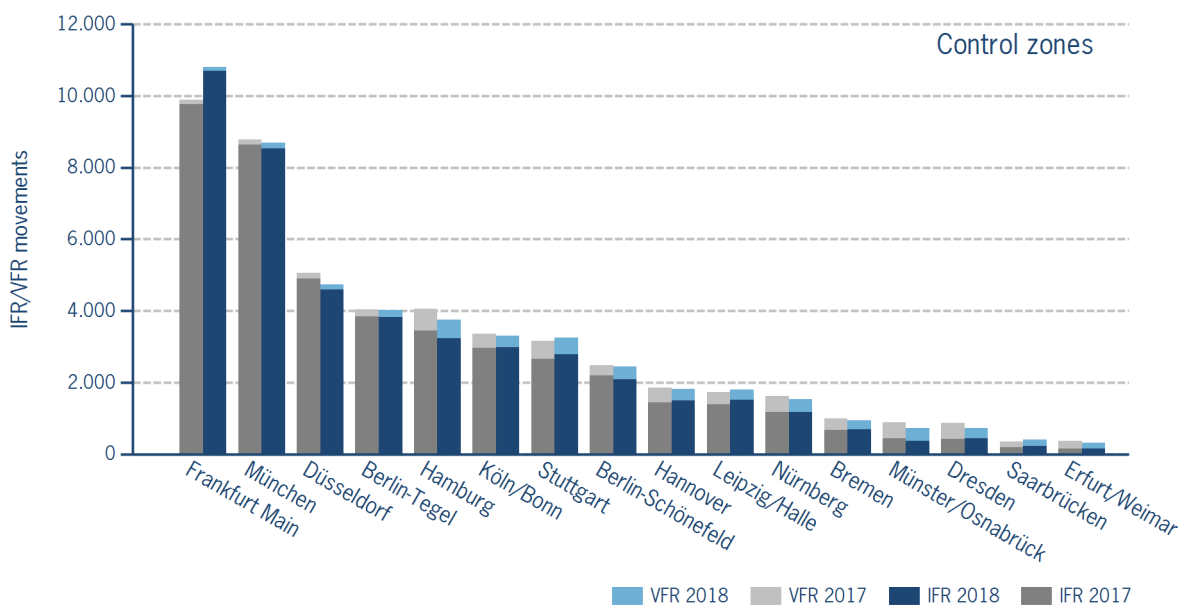
IFR/VFR flights in control zones of DFS towers

IFR/VFR movements (entries, exits, overflights and domestics) at the different control zones of international DFS towers.

	Week 25	Trend	Week 1 - 25	Trend
Berlin-Schönefeld	2.450	-1,4%	55.312	3,4%
Berlin-Tegel	4.022	-0,4%	84.877	-5,1%
Bremen	933	-6,9%	20.648	0,4%
Dresden	732	-15,4%	16.835	-0,8%
Düsseldorf	4.736	-6,4%	100.568	-8,5%
Erfurt/Weimar	322	-14,6%	5.723	-9,5%
Frankfurt Main	10.801	9,3%	239.930	8,1%
Hamburg	3.755	-7,4%	81.481	-4,2%
Hannover	1.820	-1,6%	39.480	4,3%
Köln/Bonn	3.304	-1,8%	71.886	0,8%
Leipzig/Halle	1.804	4,1%	41.204	11,6%
München	8.692	-1,0%	192.950	-0,1%
Münster/Osnabrück	734	-17,1%	17.497	3,3%
Nürnberg	1.535	-5,1%	31.244	2,8%
Saarbrücken	399	14,3%	6.720	-2,3%
Stuttgart	3.248	2,7%	65.897	5,8%

Additional information:

Münster reported 78 glider movements for the current week, i.e. 958 glider movements for the cumulated year.



IFR flights at regional German airports - in detail

IFR events (take-offs and landings) at the different regional towers in the Federal Republic of Germany with control zone and barely any PPR.

	2018	2017	Trend
Week 25	3.825	3.616	5,8%
Cumulated Weeks	77.981	74.396	4,8%

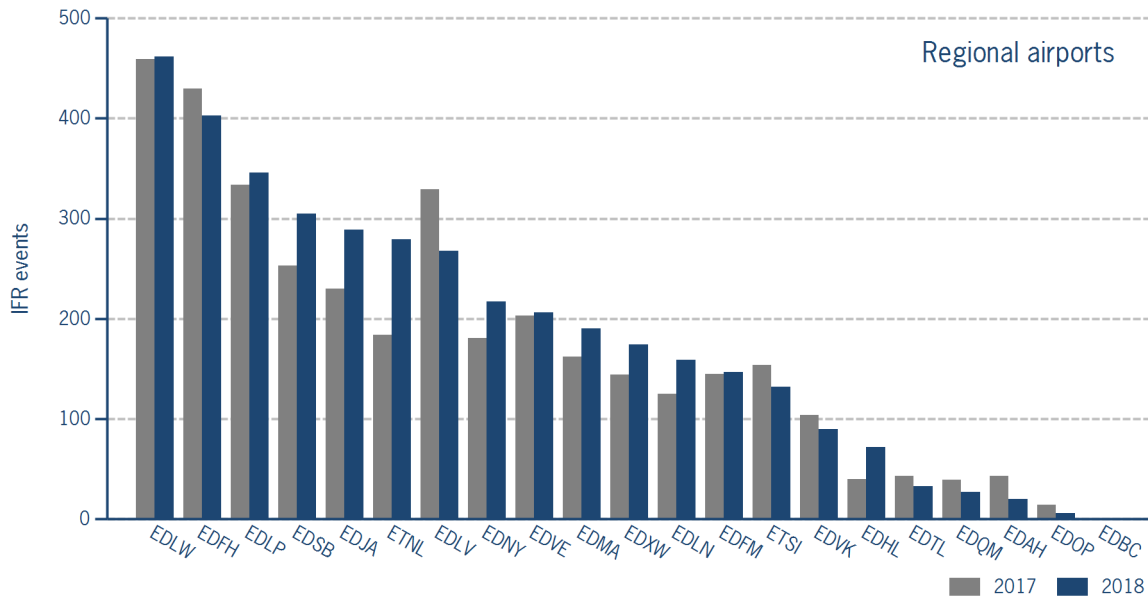
	Week 25	Trend	Week 1 - 25	Trend
EDAH Heringsdorf	20	-53,5%	362	-4,0%
EDBC Magdeburg/Cochstedt	0	N/A	1	-50,0%
EDFH Frankfurt-Hahn	403	-6,3%	9.674	1,3%
EDFM Mannheim City	147	1,4%	3.085	-1,0%
EDHL Lübeck-Blankensee	72	80,0%	1.162	30,0%
EDJA Memmingen	289	25,7%	6.205	17,1%
EDLN Mönchengladbach	159	27,2%	3.181	12,8%
EDLP Paderborn/Lippstadt	346	3,6%	6.018	6,5%
EDLV Niederrhein	268	-18,5%	5.867	4,8%
EDLW Dortmund	462	0,7%	10.211	9,6%
EDMA Augsburg	190	17,3%	3.349	1,0%
EDNY Friedrichshafen	217	19,9%	4.947	-3,1%
EDOP Schwerin-Parchim	6	-57,1%	290	-38,4%
EDQM Hof-Plauen	27	-30,8%	605	-18,4%
EDSB Karlsruhe/Baden-Baden	305	20,6%	5.611	-9,0%
EDTL Lahr	33	-23,3%	715	0,8%
EDVE Braunschweig-Wolfsburg	206	1,5%	4.777	-2,2%
EDVK Kassel-Calden	90	-13,5%	2.209	13,0%
EDXW Sylt	174	20,8%	2.644	7,4%
ETNL Laage	279	51,6%	4.445	37,0%
ETSI Ingolstadt/Manching	132	-14,3%	2.623	-3,5%

*The value is of limited conclusiveness (OLC).

Please note: The airport Magdeburg-Cochstedt (EDBC) is currently closed.

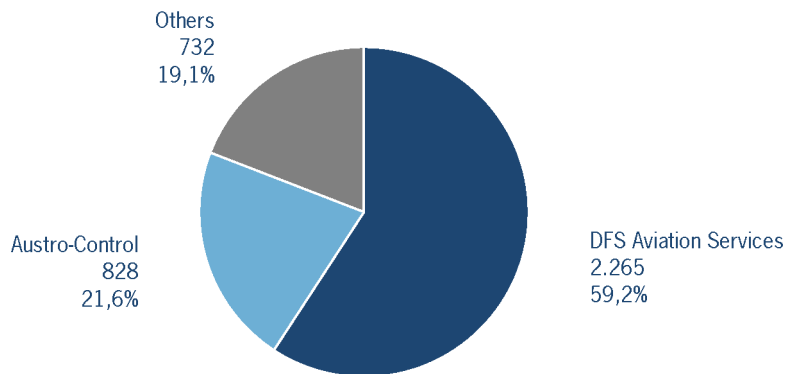
IFR flights at regional German airports - in detail

IFR events (take-offs and landings) at the different regional towers in the Federal Republic of Germany with control zone and barely any PPR.



IFR flights at regional German airports - air traffic service providers

Percentage of IFR events (take-offs and landings) at the regional towers in the Federal Republic of Germany differentiated between DFS Aviation Services, Austro Control and other providers.



DFS Aviation Services: Dortmund (EDLW), Karlsruhe/Baden-Baden (EDSB), Lahr (EDTL), Magdeburg/Cochstedt (EDBC), Memmingen (EDJA), Mönchengladbach (EDLN), Niederrhein (EDLV), Paderborn/Lippstadt (EDLP)

Austro Control: Augsburg (EDMA), Braunschweig-Wolfsburg (EDVE), Frankfurt-Hahn (EDFH), Friedrichshafen (EDNY), Heringsdorf (EDAH), Hof-Plauen (EDQM), Kassel-Calden (EDVK), Lübeck-Blankensee (EDHL), Schwerin-Parchim (EDOP)

Others: Ingolstadt/Manching (ETSI), Laage (ETNL), Mannheim City (EDFM), Sylt (EDXW)

ATFM Arrival Delay

(Data Source: NM statistics, DFS LIZ)

ATFM Arrival Delay with reference to the relevant airport, in minutes per IFR arrival.

ATFM Arrival Delay:

sum of all arrival ATFM delay divided by the sum of all inbound flights for the particular traffic volume

Airports		ATC Delay [min/arrival]	non ATC Delay [min/arrival]	
	All Airports	0,0066	0,2416	
EDDL	Düsseldorf	0	0,7193	
EDDK	Köln/Bonn	0	0,6846	
EDDH	Hamburg	0	0,4755	
EDDF	Frankfurt/Main	0,0277	0,2866	
EDDM	München	0	0,1060	

Please note: The ATFM delay data are provided by NM statistics. Due to internal distribution of the ATFM delay, data are modified by CC/FC and TWR/M. The inbound flight information is based on LIZ statistics.

All Airports means all international German airports: Berlin-Schönefeld (EDDB), Berlin-Tegel (EDDT), Bremen (EDDW), Dresden (EDDC), Düsseldorf (EDDL), Erfurt/Weimar (EDDE), Frankfurt/Main (EDDF), Hamburg (EDDH), Hannover (EDDV), Köln/Bonn (EDDK), Leipzig/Halle (EDDP), München (EDDM), Münster/Osnabrück (EDDG), Nürnberg (EDDN), Saarbrücken (EDDR), Stuttgart (EDDS)