



# LIZ Bulletin

DFS Situation and Information Centre

Week 24

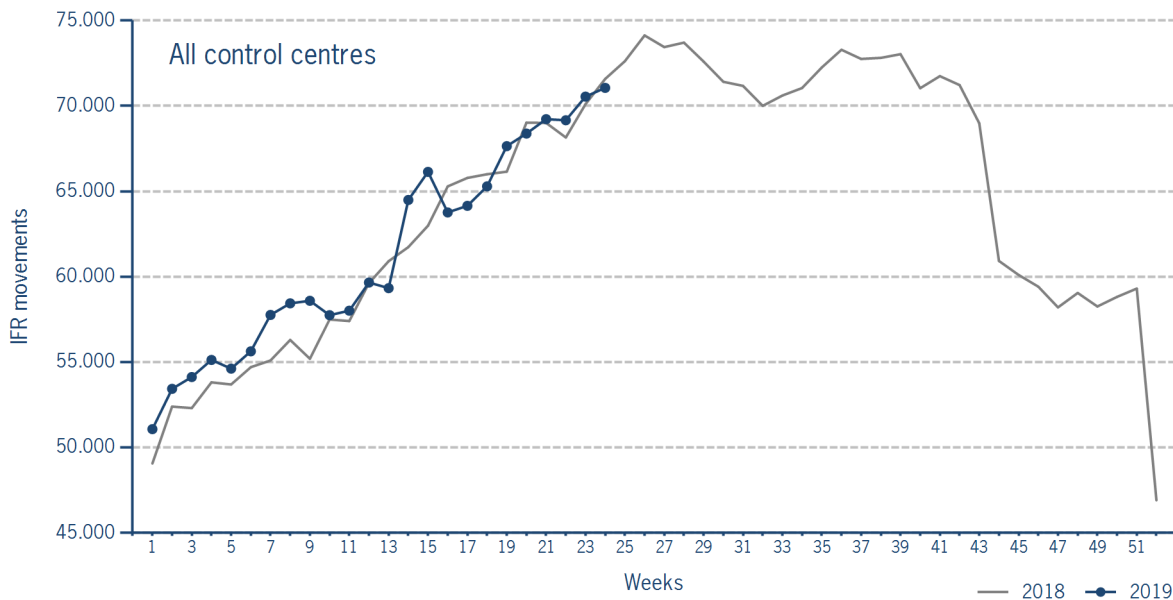
10 JUN 2019 - 16 JUN 2019

Version 19.06.2019

## IFR flights in the Federal Republic of Germany

IFR movements (entries, exits, overflights and domestics) in all control sectors with a German designator.

	2019	2018	Trend
Week 24	71.057	71.583	-0,7%
Cumulated Weeks	1.473.310	1.453.703	1,3%

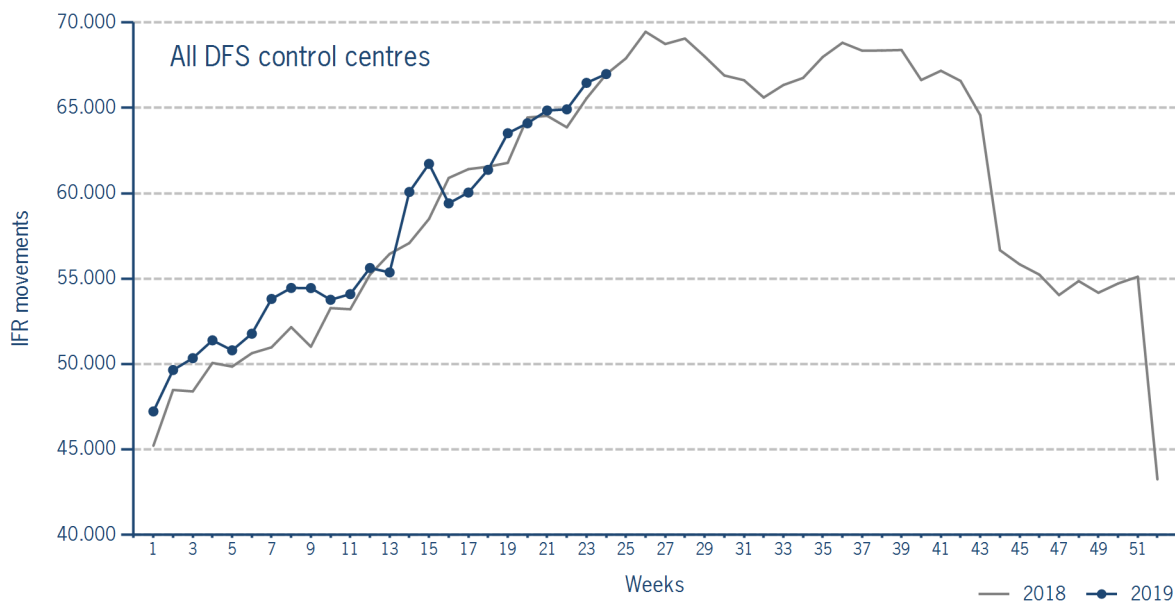


Please note: This count covers the traffic in the area build by all control sectors with a German designator („ED“), regardless of the service provider, including civil and military traffic in sectors controlled by DFS and Maastricht UAC (Maastricht-Hannover sectors). The area counted is composed of modular control sectors designed for ATC purposes with partly cross border structures and is therefore not identical to the political border of the Federal Republic of Germany or the national Flight Information Region (FIR).

## IFR flights controlled by DFS

IFR movements (entries, exits, overflights and domestics) in control sectors controlled by DFS.

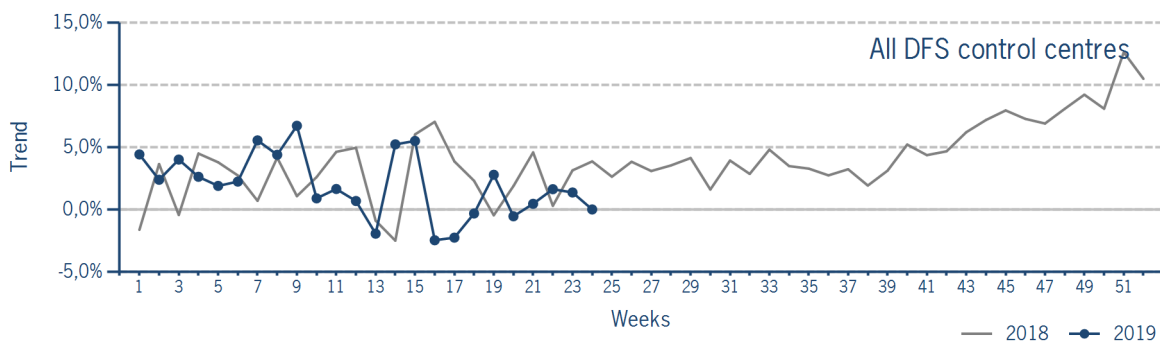
	2019	2018	Trend
<b>Week 24</b>	66.985	66.968	0,0%
<b>Cumulated Weeks</b>	1.376.178	1.351.523	1,8%



Please note: This count covers the traffic in the area build by control sectors of DFS control centres, including civil and military traffic. Traffic in Maastricht UAC (Maastricht-Hannover sectors) is not counted.

## IFR flights controlled by DFS - trend

Trend in the number of IFR movements (entries, exits, overflights and domestics) in control sectors controlled by DFS.

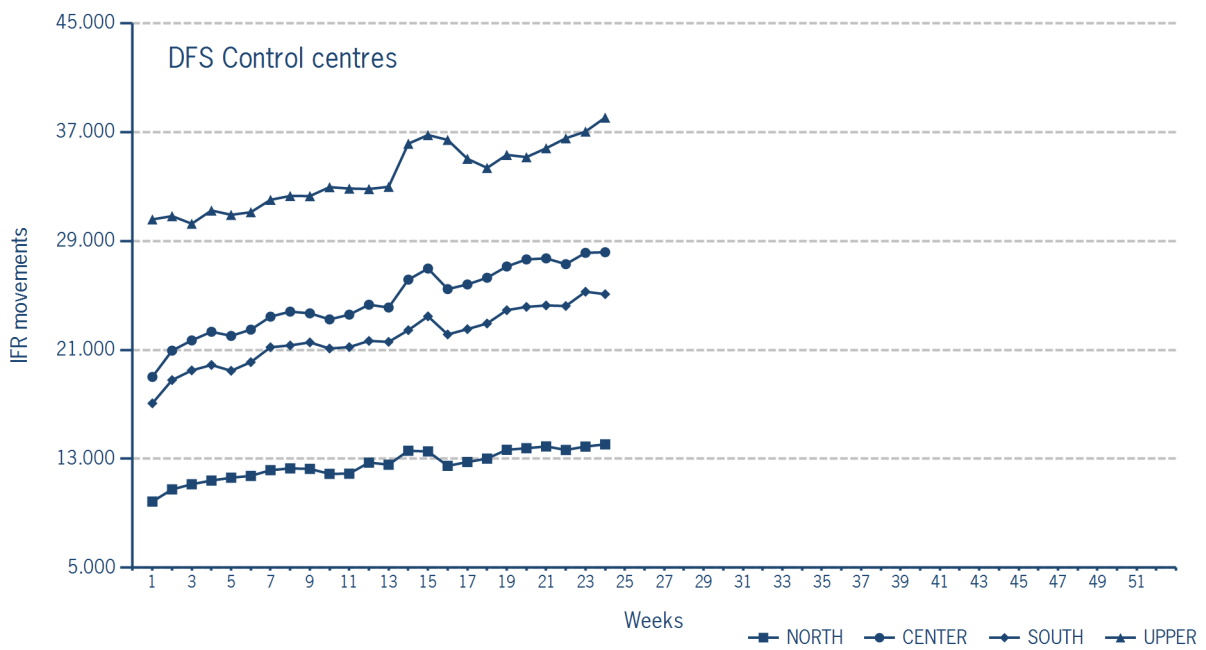


### IFR flights controlled by DFS - in detail

IFR movements (entries, exits, overflights and domestics) controlled by DFS at the different control centres.

	NORTH	CENTER	SOUTH	UPPER
<b>Week 24</b>	14.063	28.173	25.094	38.066
<b>Trend</b>	-3,5%	0,3%	0,3%	-0,5%
<b>Cumulated Weeks</b>	300.708	591.532	524.910	809.901
<b>Trend</b>	2,9%	1,8%	2,3%	-1,0%

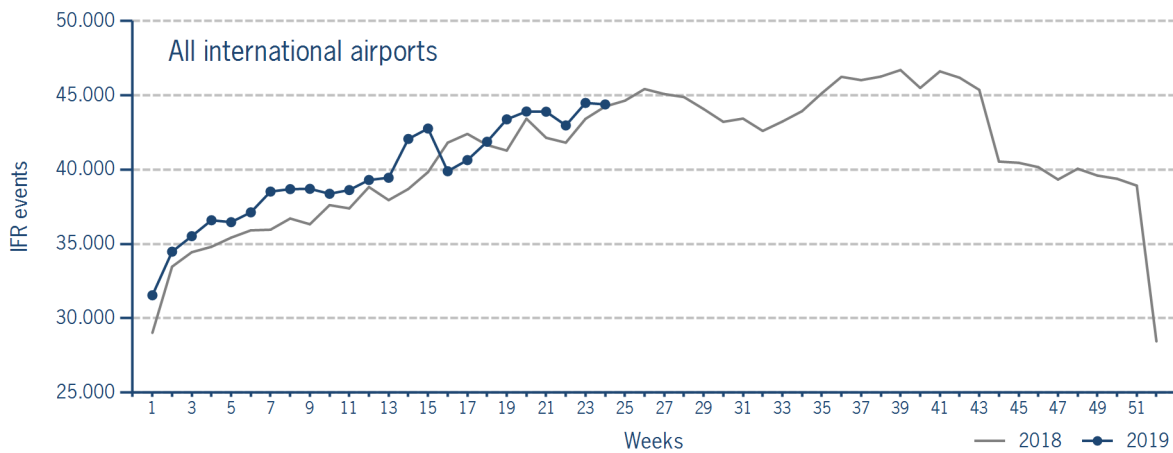
Please note: The trend numbers compare counts of the airspaces in their current configuration to the count of the same airspace in 2018.



### IFR flights at international German airports

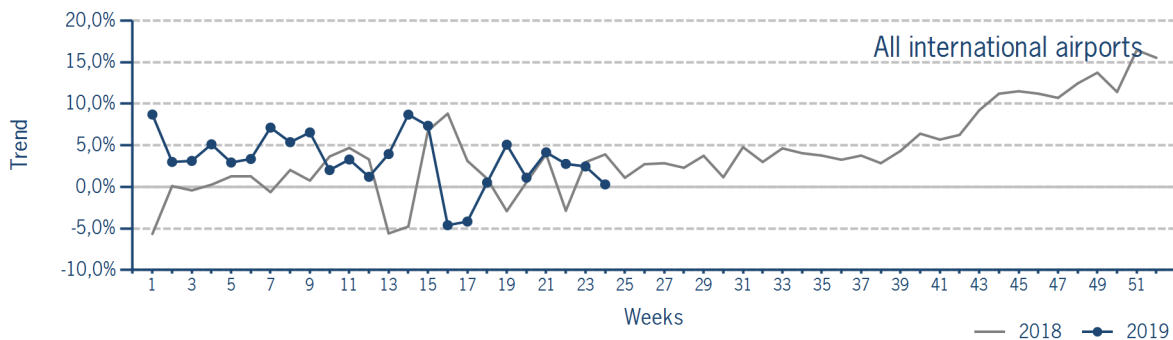
IFR events (take-offs and landings) at the international DFS towers in the Federal Republic of Germany.

	2019	2018	Trend
<b>Week 24</b>	44.389	44.252	0,3%
<b>Cumulated Weeks</b>	953.748	924.641	3,1%



### IFR flights at international German airports - trend

Trend in the number of IFR events (take-offs and landings) at the international DFS towers in the Federal Republic of Germany.



### IFR flights at international German airports - airport category

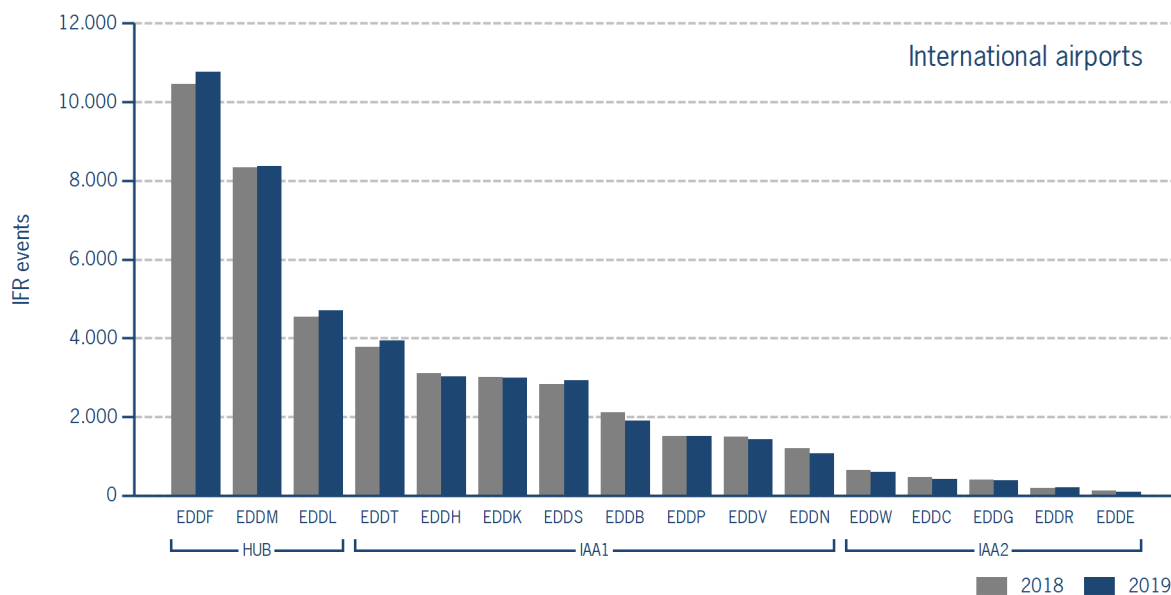
IFR events (take-offs and landings) at the international DFS towers in the Federal Republic of Germany differentiated by Hub Gateways (HUB), International Access Airports 1 (IAA1) and International Access Airports 2 (IAA2).

	HUB	IAA1	IAA2
<b>Week 24</b>	23.846	18.833	1.710
<b>Trend</b>	2,1%	-1,2%	-6,6%
<b>Cumulated Weeks</b>	519.150	399.427	35.171
<b>Trend</b>	3,6%	3,3%	-4,7%

**IFR flights at international German airports - in detail**

IFR events (take-offs and landings) at the different international DFS towers in the Federal Republic of Germany.

		Week 24	Trend	Week 1 - 24	Trend
<b>HUB</b>					
EDDF	Frankfurt/Main	10.771	2,9%	231.460	2,0%
EDDL	Düsseldorf	4.706	3,6%	100.928	9,1%
EDDM	München	8.369	0,3%	186.762	2,8%
<b>IAA1</b>					
EDDB	Berlin-Schönefeld	1.906	-9,9%	41.939	-7,8%
EDDH	Hamburg	3.032	-2,7%	67.129	3,1%
EDDK	Köln/Bonn	2.994	-0,4%	60.781	-0,5%
EDDN	Nürnberg	1.077	-10,3%	21.149	-9,4%
EDDP	Leipzig/Halle	1.517	0,2%	33.751	3,7%
EDDS	Stuttgart	2.926	3,1%	58.190	5,6%
EDDT	Berlin-Tegel	3.945	4,4%	88.901	16,3%
EDDV	Hannover	1.436	-4,4%	27.587	-0,3%
<b>IAA2</b>					
EDDC	Dresden	413	-10,6%	9.038	-4,4%
EDDE	Erfurt/Weimar	103	-18,3%	1.991	-7,3%
EDDG	Münster/Osnabrück	387	-2,5%	7.903	0,2%
EDDR	Saarbrücken	202	4,1%	3.225	-17,5%
EDDW	Bremen	605	-7,2%	13.014	-3,6%



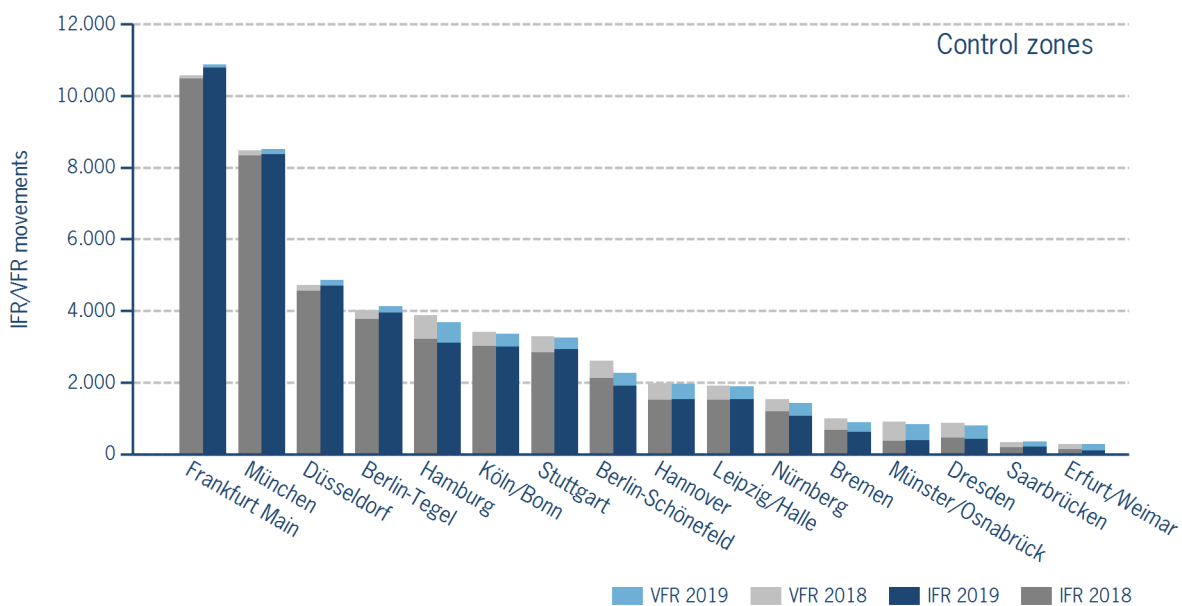
### IFR/VFR flights in control zones of DFS towers

IFR/VFR movements (entries, exits, overflights and domestics) at the different control zones of international DFS towers.

	Week 24	Trend	Week 1 - 24	Trend
Berlin-Schönefeld	2.268	-13,0%	48.700	-7,9%
Berlin-Tegel	4.127	2,7%	92.600	14,5%
Bremen	882	-11,2%	18.576	-5,8%
Dresden	803	-7,8%	15.070	-6,4%
Düsseldorf	4.865	3,3%	103.890	8,4%
Erfurt/Weimar	280	-2,4%	5.077	-6,0%
Frankfurt Main	10.881	2,9%	233.818	2,0%
Hamburg	3.684	-5,0%	78.449	0,9%
Hannover	1.961	-0,7%	36.792	-2,3%
Köln/Bonn	3.364	-1,4%	67.258	-1,9%
Leipzig/Halle	1.884	-1,2%	40.003	1,5%
München	8.509	0,4%	189.503	2,8%
Münster/Osnabrück	839	-7,1%	15.799	-5,8%
Nürnberg	1.429	-7,0%	27.513	-7,4%
Saarbrücken	342	4,0%	5.174	-18,1%
Stuttgart	3.258	-0,6%	64.932	3,6%

Additional information:

Münster reported 188 glider movements for the current week, i.e. 1.710 glider movements for the cumulated year.



### IFR flights at regional German airports - in detail

IFR events (take-offs and landings) at the different regional towers in the Federal Republic of Germany with control zone and barely any PPR.

	2019	2018	Trend
<b>Week 24</b>	3.470	3.822	-9,2%
<b>Cumulated Weeks</b>	73.051	74.156	-1,5%

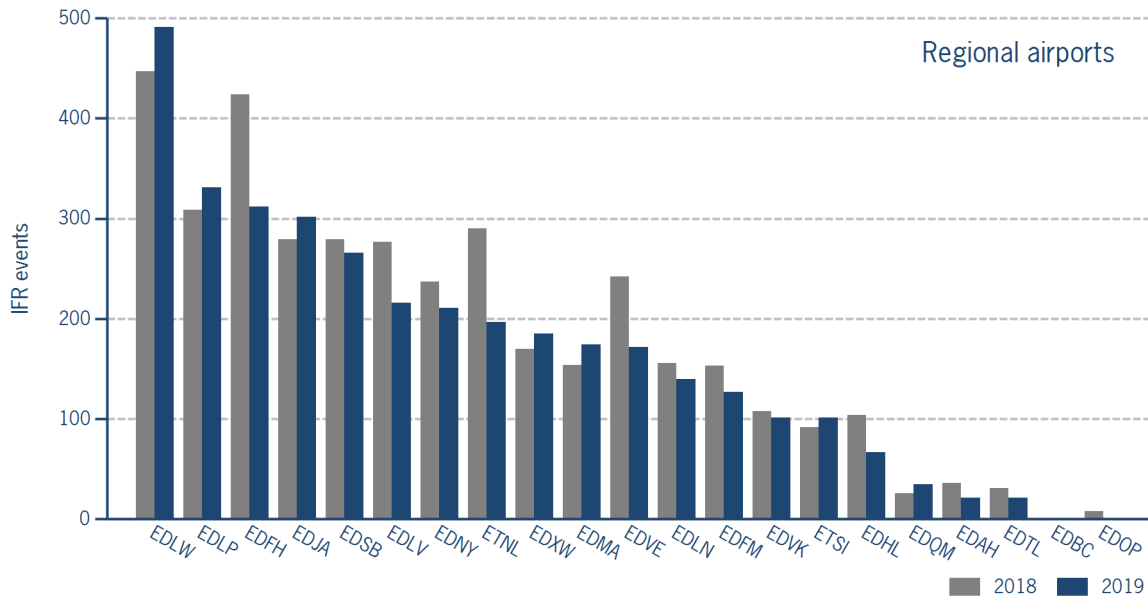
	Week 24	Trend	Week 1 - 24	Trend
EDAH Heringsdorf	21	-41,7%	356	4,1%
EDBC Magdeburg/Cochstedt	0	N/A	1	0,0%
EDFH Frankfurt-Hahn	312	-26,4%	7.658	-17,4%
EDFM Mannheim City	127	-17,0%	3.119	6,2%
EDHL Lübeck-Blankensee	67	-35,6%	1.312	20,4%
EDJA Memmingen	302	8,2%	6.966	17,7%
EDLN Mönchengladbach	140	-10,3%	2.875	-4,9%
EDLP Paderborn/Lippstadt	331	7,1%	5.846	3,1%
EDLV Niederrhein	216	-22,0%	4.158	-25,7%
EDLW Dortmund	491	9,8%	10.556	8,3%
EDMA Augsburg	174	13,0%	3.167	0,3%
EDNY Friedrichshafen	211	-11,0%	5.077	7,3%
EDOP Schwerin-Parchim	0	-100,0%	24	-91,5%
EDQM Hof-Plauen	35	34,6%	684	18,3%
EDSB Karlsruhe/Baden-Baden	266	-4,7%	5.274	-0,6%
EDTL Lahr	21	-32,3%	697	2,2%
EDVE Braunschweig-Wolfsburg	172	-28,9%	4.383	-4,1%
EDVK Kassel-Calden	101	-6,5%	1.961	-7,5%
EDXW Sylt	185	8,8%	2.307	-6,6%
ETNL Laage	197	-32,1%	3.967	-4,8%
ETSI Ingolstadt/Manching	101	9,8%	2.663	6,9%

\*The value is of limited conclusiveness (OLC).

Please note: The airport Magdeburg-Cochstedt (EDBC) is currently closed.

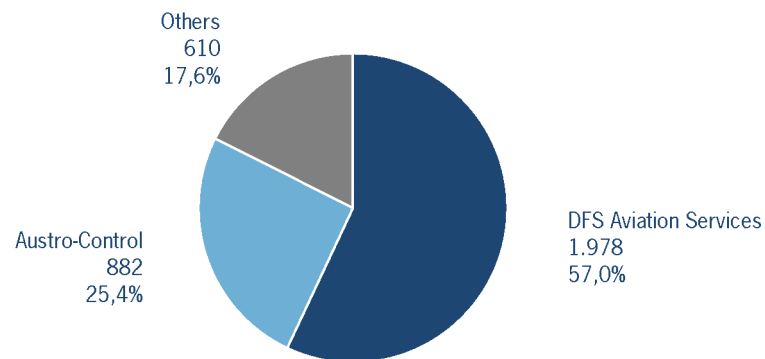
### IFR flights at regional German airports - in detail

IFR events (take-offs and landings) at the different regional towers in the Federal Republic of Germany with control zone and barely any PPR.



### IFR flights at regional German airports - air traffic service providers

Percentage of IFR events (take-offs and landings) at the regional towers in the Federal Republic of Germany differentiated between DFS Aviation Services, Austro Control and other providers.



DFS Aviation Services: Dortmund (EDLW), Friedrichshafen (EDNY), Karlsruhe/Baden-Baden (EDSB), Lahr (EDTL), Magdeburg/Cochstedt (EDBC), Memmingen (EDJA), Mönchengladbach (EDLN), Niederrhein (EDLV), Paderborn/Lippstadt (EDLP)

Austro Control: Augsburg (EDMA), Braunschweig-Wolfsburg (EDVE), Frankfurt-Hahn (EDFH), Heringsdorf (EDAH), Hof-Plauen (EDQM), Kassel-Calden (EDVK), Lübeck-Blankensee (EDHL), Schwerin-Parchim (EDOP)

Others: Ingolstadt/Manching (ETSI), Laage (ETNL), Mannheim City (EDFM), Sylt (EDXW)



## ATFM Arrival Delay

(Data Source: NM statistics, DFS LIZ)

ATFM Arrival Delay with reference to the relevant airport, in minutes per IFR arrival.

*ATFM Arrival Delay:*  
*sum of all arrival ATFM delay divided by the sum of all inbound flights for the particular traffic volume*

Airports		ATC Delay [min/arrival]	non ATC Delay [min/arrival]	
	All Airports	0,0024	0,4409	
EDDP	Leipzig/Halle	0	2,5165	
EDDL	Düsseldorf	0	1,3064	
EDDM	München	0	0,5611	
EDDK	Köln/Bonn	0	0,4653	
EDDH	Hamburg	0	0,4478	
EDDF	Frankfurt/Main	0	0,1970	
EDDW	Bremen	0,1776	0	
EDDT	Berlin-Tegel	0	0,0091	

Please note: The ATFM delay data are provided by NM statistics. Due to internal distribution of the ATFM delay, data are modified by CC/FC and TWR/M. The inbound flight information is based on LIZ statistics.

All Airports means all international German airports: Berlin-Schönefeld (EDDB), Berlin-Tegel (EDDT), Bremen (EDDW), Dresden (EDDC), Düsseldorf (EDDL), Erfurt/Weimar (EDDE), Frankfurt/Main (EDDF), Hamburg (EDDH), Hannover (EDDV), Köln/Bonn (EDDK), Leipzig/Halle (EDDP), München (EDDM), Münster/Osnabrück (EDDG), Nürnberg (EDDN), Saarbrücken (EDDR), Stuttgart (EDDS)