



LIZ Bulletin

DFS Situation and Information Centre

Week 24

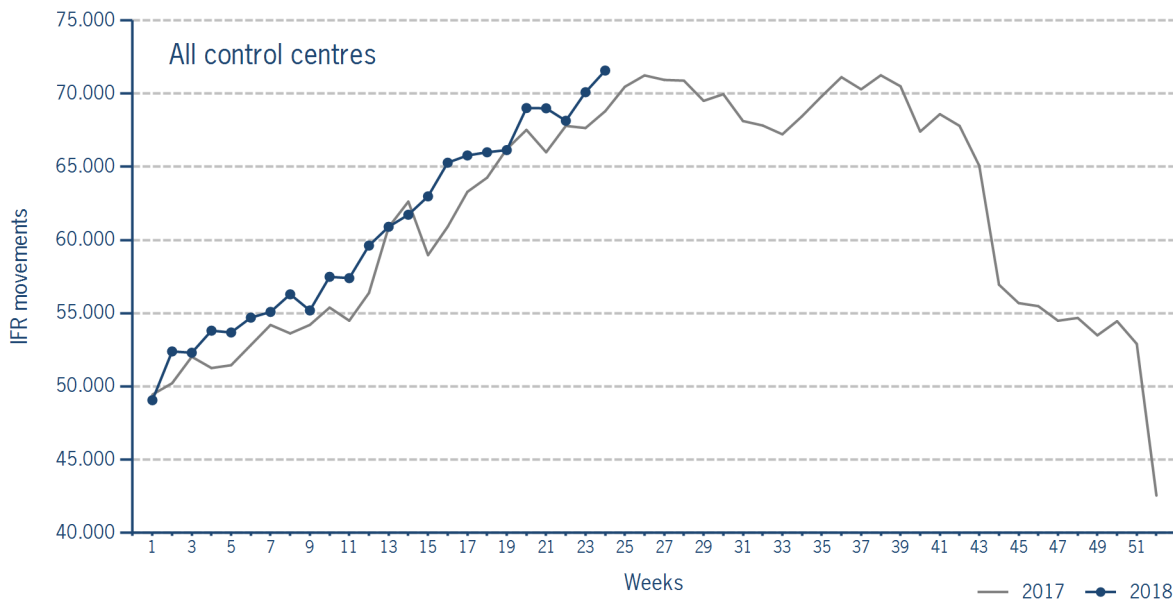
11 JUN 2018 - 17 JUN 2018

Version 20.06.2018

IFR flights in the Federal Republic of Germany

IFR movements (entries, exits, overflights and domestics) in all control sectors with a German designator.

	2018	2017	Trend
Week 24	71.583	68.804	4,0%
Cumulated Weeks	1.453.703	1.410.429	3,1%

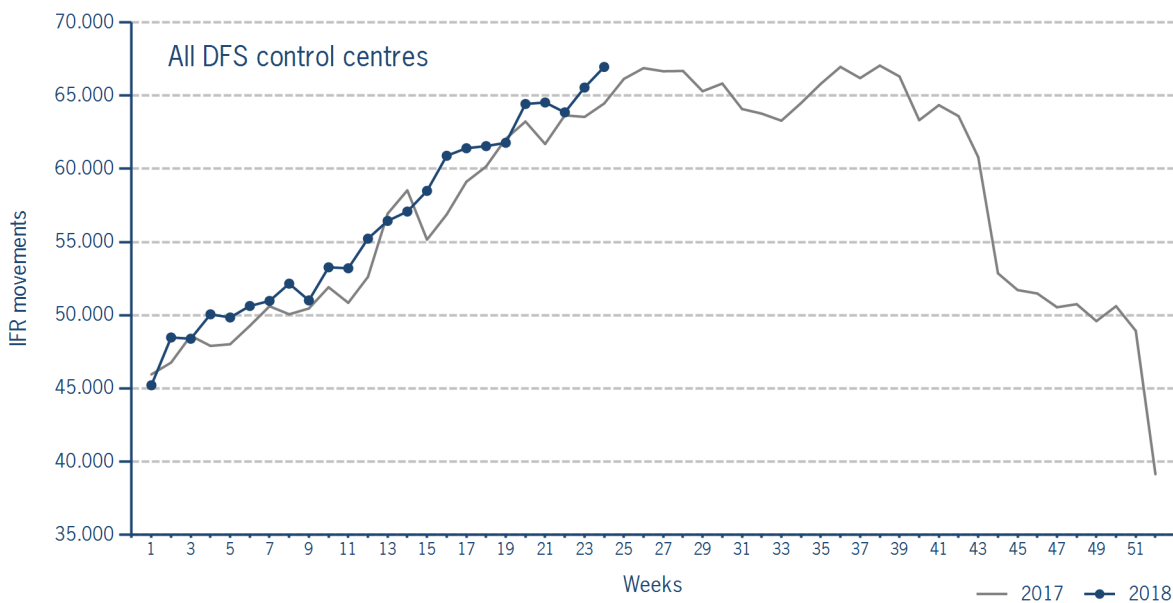


Please note: This count covers the traffic in the area build by all control sectors with a German designator („ED“), regardless of the service provider, including civil and military traffic in sectors controlled by DFS and Maastricht UAC (Maastricht-Hannover sectors). The area counted is composed of modular control sectors designed for ATC purposes with partly cross border structures and is therefore not identical to the political border of the Federal Republic of Germany or the national Flight Information Region (FIR).

IFR flights controlled by DFS

IFR movements (entries, exits, overflights and domestics) in control sectors controlled by DFS.

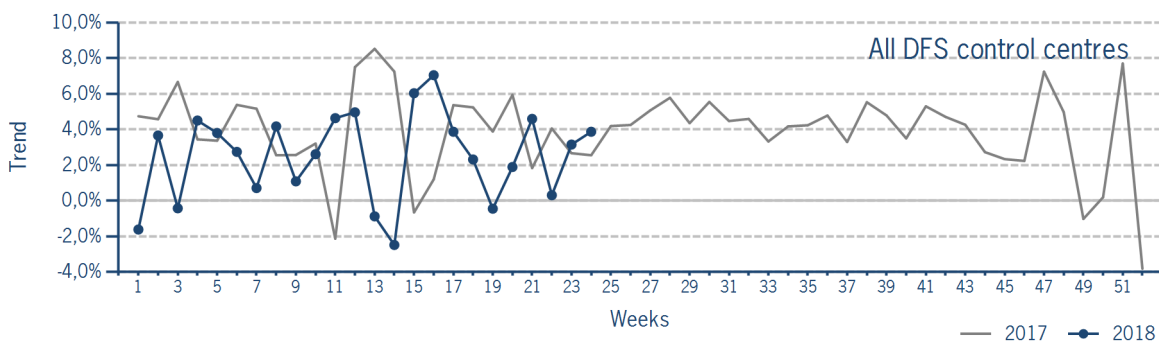
	2018	2017	Trend
Week 24	66.968	64.469	3,9%
Cumulated Weeks	1.351.523	1.318.506	2,5%



Please note: This count covers the traffic in the area build by control sectors of DFS control centres, including civil and military traffic. Traffic in Maastricht UAC (Maastricht-Hannover sectors) is not counted.

IFR flights controlled by DFS - trend

Trend in the number of IFR movements (entries, exits, overflights and domestics) in control sectors controlled by DFS.

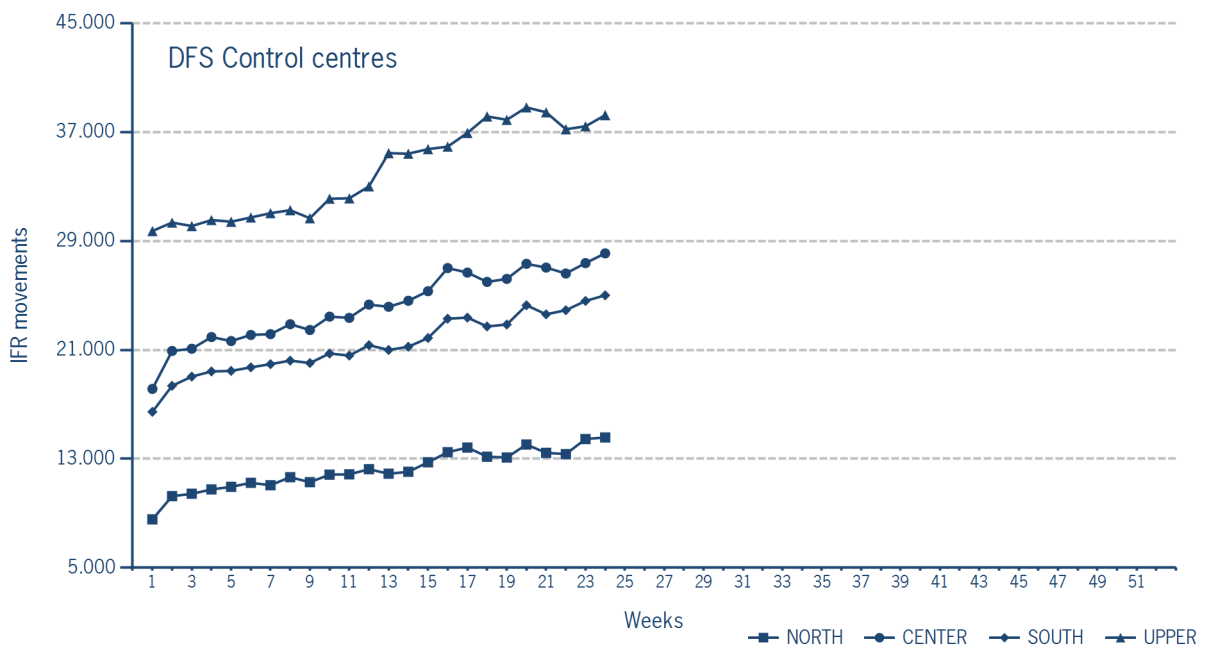


IFR flights controlled by DFS - in detail

IFR movements (entries, exits, overflights and domestics) controlled by DFS at the different control centres.

	NORTH	CENTER	SOUTH	UPPER
Week 24	14.570	28.092	25.012	38.245
Trend	2,2%	5,6%	6,2%	-2,6%
Cumulated Weeks	292.234	580.922	513.100	817.771
Trend	-1,8%	3,8%	3,7%	1,5%

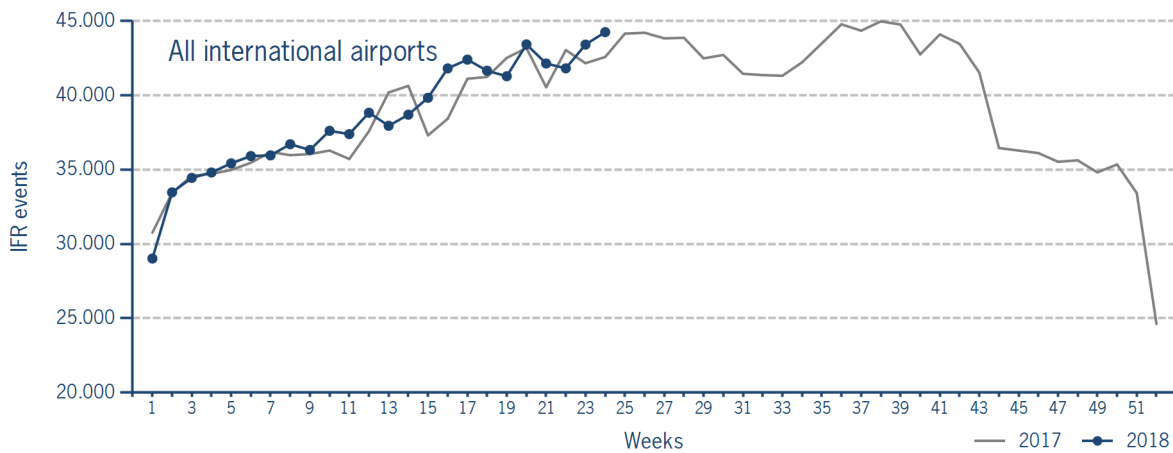
Please note: The trend numbers compare counts of the airspaces in their current configuration to the count of the same airspace in 2017.



IFR flights at international German airports

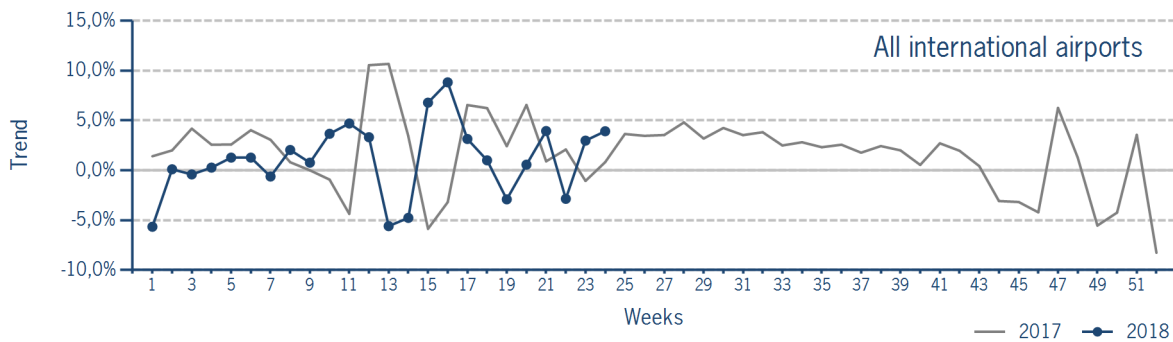
IFR events (take-offs and landings) at the international DFS towers in the Federal Republic of Germany.

	2018	2017	Trend
Week 24	44.252	42.584	3,9%
Cumulated Weeks	924.641	914.709	1,1%



IFR flights at international German airports - trend

Trend in the number of IFR events (take-offs and landings) at the international DFS towers in the Federal Republic of Germany.



IFR flights at international German airports - airport category

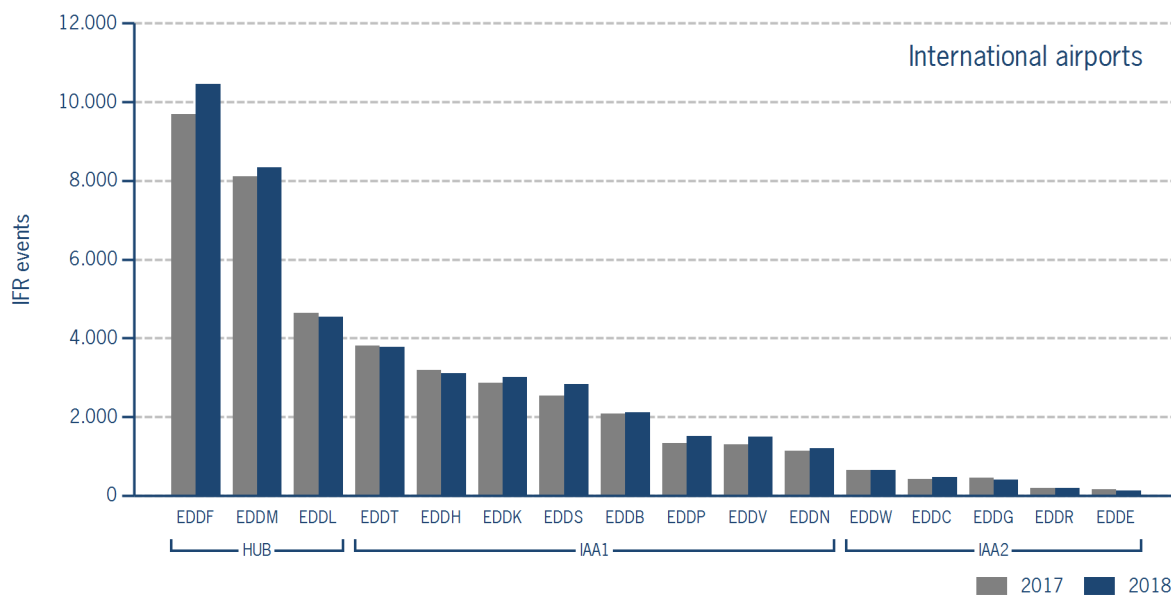
IFR events (take-offs and landings) at the international DFS towers in the Federal Republic of Germany differentiated by Hub Gateways (HUB), International Access Airports 1 (IAA1) and International Access Airports 2 (IAA2).

	HUB	IAA1	IAA2
Week 24	23.351	19.070	1.831
Trend	4,1%	4,4%	-2,6%
Cumulated Weeks	500.985	386.761	36.895
Trend	1,7%	0,6%	-1,5%

IFR flights at international German airports - in detail

IFR events (take-offs and landings) at the different international DFS towers in the Federal Republic of Germany.

		Week 24	Trend	Week 1 - 24	Trend
HUB					
EDDF	Frankfurt/Main	10.465	8,0%	226.912	8,1%
EDDL	Düsseldorf	4.544	-2,0%	92.476	-8,5%
EDDM	München	8.342	2,9%	181.597	-0,1%
IAA1					
EDDB	Berlin-Schönefeld	2.115	1,7%	45.486	-0,1%
EDDH	Hamburg	3.117	-2,5%	65.082	-5,4%
EDDK	Köln/Bonn	3.006	4,8%	61.090	1,6%
EDDN	Nürnberg	1.200	4,8%	23.337	2,5%
EDDP	Leipzig/Halle	1.514	13,7%	32.561	15,8%
EDDS	Stuttgart	2.837	12,0%	55.085	7,8%
EDDT	Berlin-Tegel	3.779	-0,7%	76.440	-6,0%
EDDV	Hannover	1.502	14,9%	27.680	3,7%
IAA2					
EDDC	Dresden	462	8,5%	9.453	-6,3%
EDDE	Erfurt/Weimar	126	-19,2%	2.148	-8,8%
EDDG	Münster/Osnabrück	397	-11,0%	7.886	1,9%
EDDR	Saarbrücken	194	-3,0%	3.909	-0,4%
EDDW	Bremen	652	0,0%	13.499	1,1%



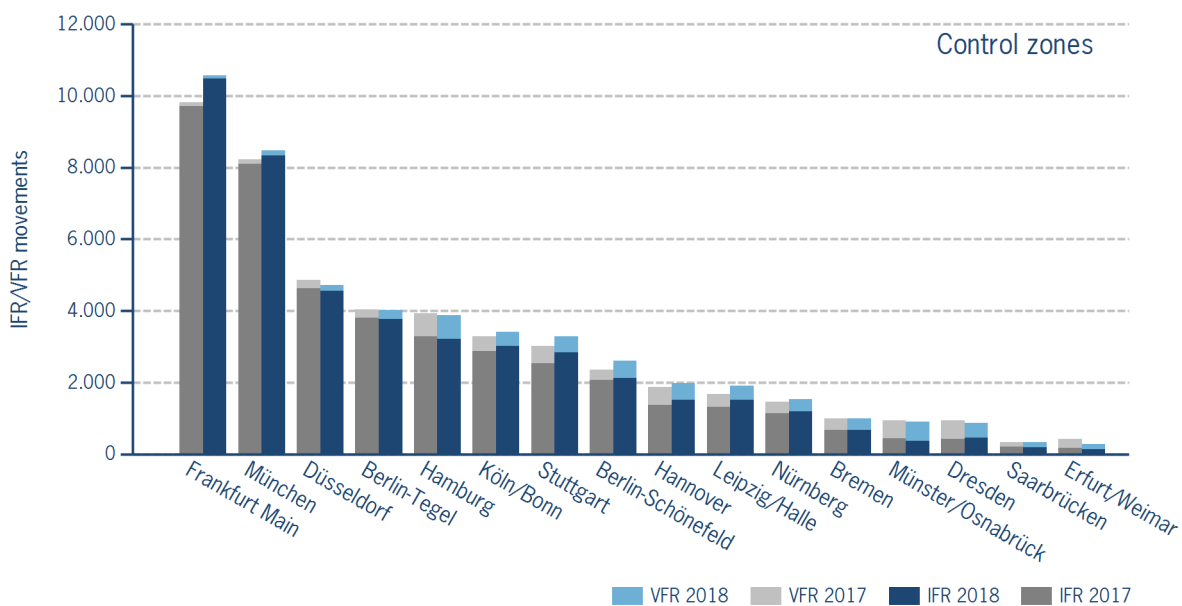
IFR/VFR flights in control zones of DFS towers

IFR/VFR movements (entries, exits, overflights and domestics) at the different control zones of international DFS towers.

	Week 24	Trend	Week 1 - 24	Trend
Berlin-Schönefeld	2.606	10,2%	52.862	3,6%
Berlin-Tegel	4.020	-0,2%	80.855	-5,3%
Bremen	993	0,6%	19.715	0,8%
Dresden	871	-7,7%	16.103	0,0%
Düsseldorf	4.710	-3,0%	95.832	-8,6%
Erfurt/Weimar	287	-31,0%	5.401	-9,1%
Frankfurt Main	10.571	7,6%	229.129	8,1%
Hamburg	3.877	-1,2%	77.726	-4,1%
Hannover	1.974	5,3%	37.660	4,6%
Köln/Bonn	3.412	3,8%	68.582	0,9%
Leipzig/Halle	1.907	13,7%	39.400	12,0%
München	8.477	3,0%	184.258	-0,1%
Münster/Osnabrück	903	-4,8%	16.763	4,4%
Nürnberg	1.536	5,1%	29.709	3,2%
Saarbrücken	329	-2,4%	6.321	-3,1%
Stuttgart	3.279	8,4%	62.649	6,0%

Additional information:

Münster reported 130 glider movements for the current week, i.e. 880 glider movements for the cumulated year.



IFR flights at regional German airports - in detail

IFR events (take-offs and landings) at the different regional towers in the Federal Republic of Germany with control zone and barely any PPR.

	2018	2017	Trend
Week 24	3.822	3.488	9,6%
Cumulated Weeks	74.156	70.780	4,8%

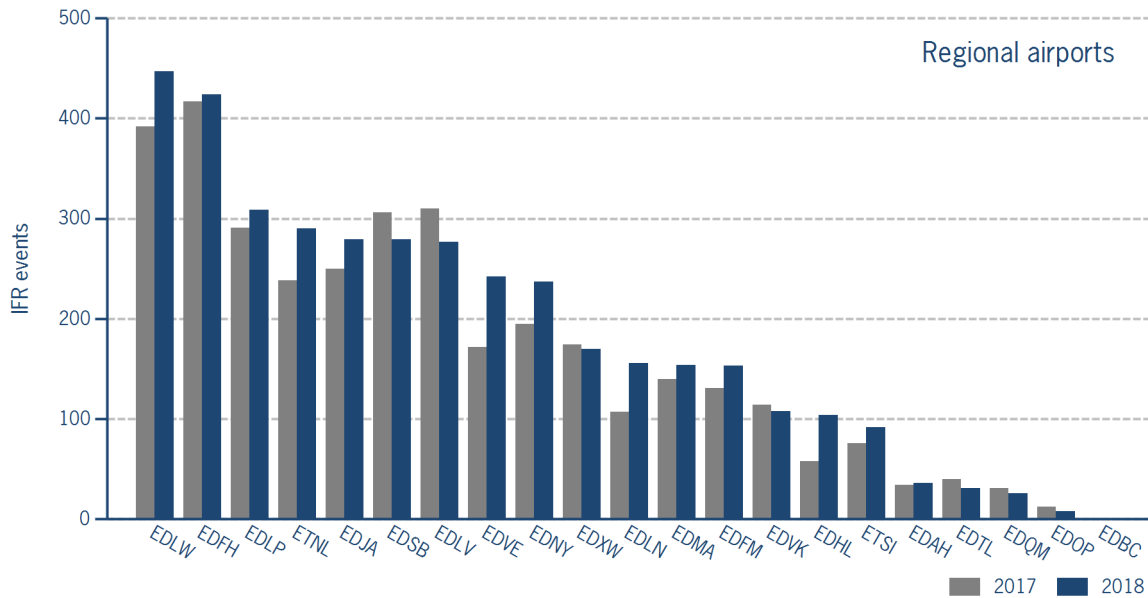
	Week 24	Trend	Week 1 - 24	Trend
EDAH Heringsdorf	36	5,9%	342	2,4%
EDBC Magdeburg/Cochstedt	0	N/A	1	-50,0%
EDFH Frankfurt-Hahn	424	1,7%	9.271	1,7%
EDFM Mannheim City	153	16,8%	2.938	-1,1%
EDHL Lübeck-Blankensee	104	79,3%	1.090	27,6%
EDJA Memmingen	279	11,6%	5.916	16,7%
EDLN Mönchengladbach	156	45,8%	3.022	12,1%
EDLP Paderborn/Lippstadt	309	6,2%	5.672	6,7%
EDLV Niederrhein	277	-10,6%	5.599	6,3%
EDLW Dortmund	447	14,0%	9.749	10,1%
EDMA Augsburg	154	10,0%	3.159	0,2%
EDNY Friedrichshafen	237	21,5%	4.730	-4,0%
EDOP Schwerin-Parchim	8	-33,3%	284	-37,9%
EDQM Hof-Plauen	26	-16,1%	578	-17,7%
EDSB Karlsruhe/Baden-Baden	279	-8,8%	5.306	-10,3%
EDTL Lahr	31	-22,5%	682	2,4%
EDVE Braunschweig-Wolfsburg	242	40,7%	4.571	-2,3%
EDVK Kassel-Calden	108	-5,3%	2.119	14,5%
EDXW Sylt	170	-2,3%	2.470	6,6%
ETNL Laage	290	21,8%	4.166	36,1%
ETSI Ingolstadt/Manching	92	21,1%	2.491	-2,9%

*The value is of limited conclusiveness (OLC).

Please note: The airport Magdeburg-Cochstedt (EDBC) is currently closed.

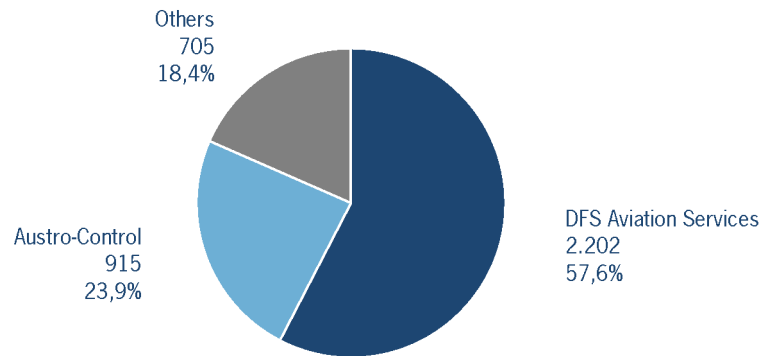
IFR flights at regional German airports - in detail

IFR events (take-offs and landings) at the different regional towers in the Federal Republic of Germany with control zone and barely any PPR.



IFR flights at regional German airports - air traffic service providers

Percentage of IFR events (take-offs and landings) at the regional towers in the Federal Republic of Germany differentiated between DFS Aviation Services, Austro Control and other providers.



DFS Aviation Services: Dortmund (EDLW), Frankfurt-Hahn (EDFH), Karlsruhe/Baden-Baden (EDSB), Lahr (EDTL), Magdeburg/Cochstedt (EDBC), Memmingen (EDJA), Mönchengladbach (EDLN), Niederrhein (EDLV), Paderborn/Lippstadt (EDLP)

Austro Control: Augsburg (EDMA), Braunschweig-Wolfsburg (EDVE), Friedrichshafen (EDNY), Heringsdorf (EDAH), Hof-Plauen (EDQM), Kassel-Calden (EDVK), Lübeck-Blankensee (EDHL), Schwerin-Parchim (EDOP)

Others: Ingolstadt/Manching (ETSI), Laage (ETNL), Mannheim City (EDFM), Sylt (EDXW)

ATFM Arrival Delay

(Data Source: NM statistics, DFS LIZ)

ATFM Arrival Delay with reference to the relevant airport, in minutes per IFR arrival.

ATFM Arrival Delay:

sum of all arrival ATFM delay divided by the sum of all inbound flights for the particular traffic volume

Airports		ATC Delay [min/arrival]	non ATC Delay [min/arrival]	
	All Airports	0,0821	1,0384	
EDDF	Frankfurt/Main	0,3388	2,5692	
EDDM	München	0	1,4310	
EDDL	Düsseldorf	0	0,9582	
EDDK	Köln/Bonn	0	0,4997	
EDDH	Hamburg	0	0,2607	
EDDS	Stuttgart	0	0,1852	
EDDW	Bremen	0,1446	0	

Please note: The ATFM delay data are provided by NM statistics. Due to internal distribution of the ATFM delay, data are modified by CC/FC and TWR/M. The inbound flight information is based on LIZ statistics.

All Airports means all international German airports: Berlin-Schönefeld (EDDB), Berlin-Tegel (EDDT), Bremen (EDDW), Dresden (EDDC), Düsseldorf (EDDL), Erfurt/Weimar (EDDE), Frankfurt/Main (EDDF), Hamburg (EDDH), Hannover (EDDV), Köln/Bonn (EDDK), Leipzig/Halle (EDDP), München (EDDM), Münster/Osnabrück (EDDG), Nürnberg (EDDN), Saarbrücken (EDDR), Stuttgart (EDDS)