



LIZ Bulletin

DFS Situation and Information Centre

Week 23

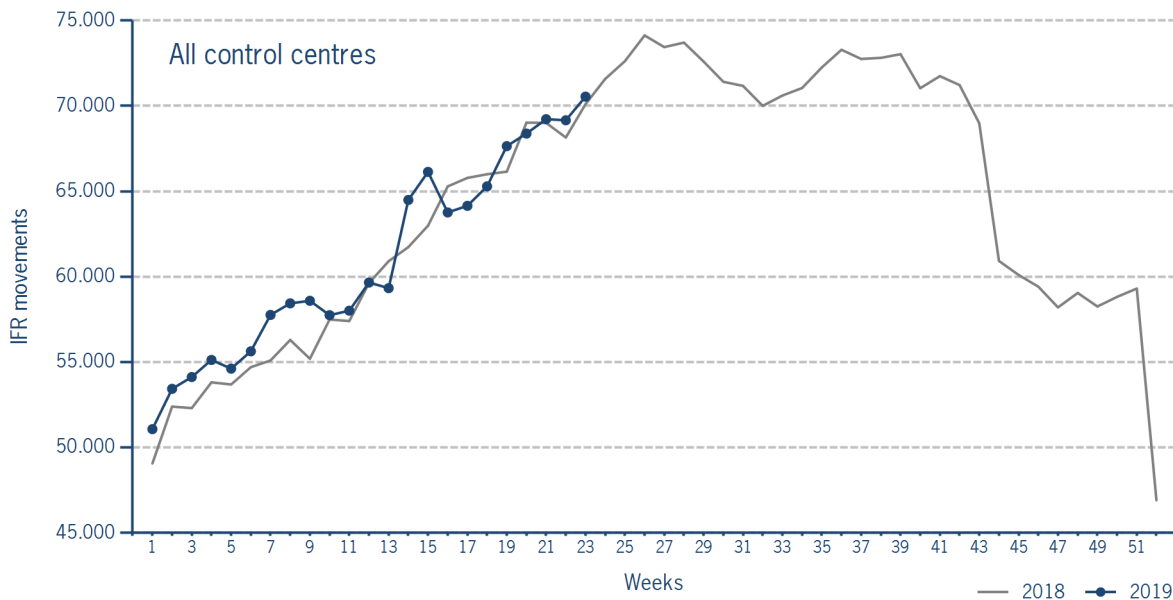
3 JUN 2019 - 9 JUN 2019

Version 12.06.2019

IFR flights in the Federal Republic of Germany

IFR movements (entries, exits, overflights and domestics) in all control sectors with a German designator.

	2019	2018	Trend
Week 23	70.546	70.103	0,6%
Cumulated Weeks	1.402.253	1.382.120	1,5%

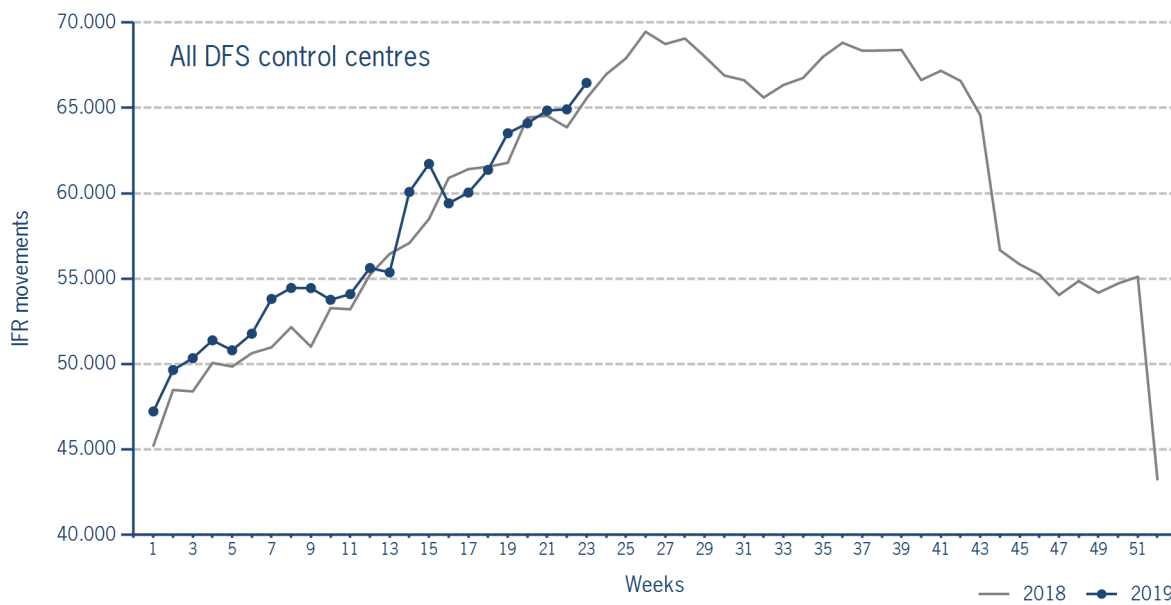


Please note: This count covers the traffic in the area build by all control sectors with a German designator („ED“), regardless of the service provider, including civil and military traffic in sectors controlled by DFS and Maastricht UAC (Maastricht-Hannover sectors). The area counted is composed of modular control sectors designed for ATC purposes with partly cross border structures and is therefore not identical to the political border of the Federal Republic of Germany or the national Flight Information Region (FIR).

IFR flights controlled by DFS

IFR movements (entries, exits, overflights and domestics) in control sectors controlled by DFS.

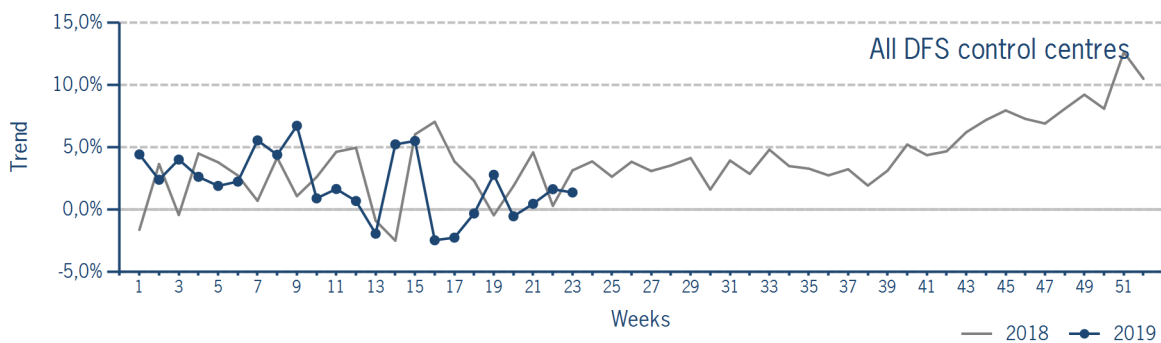
	2019	2018	Trend
Week 23	66.467	65.558	1,4%
Cumulated Weeks	1.309.193	1.284.555	1,9%



Please note: This count covers the traffic in the area build by control sectors of DFS control centres, including civil and military traffic. Traffic in Maastricht UAC (Maastricht-Hannover sectors) is not counted.

IFR flights controlled by DFS - trend

Trend in the number of IFR movements (entries, exits, overflights and domestics) in control sectors controlled by DFS.

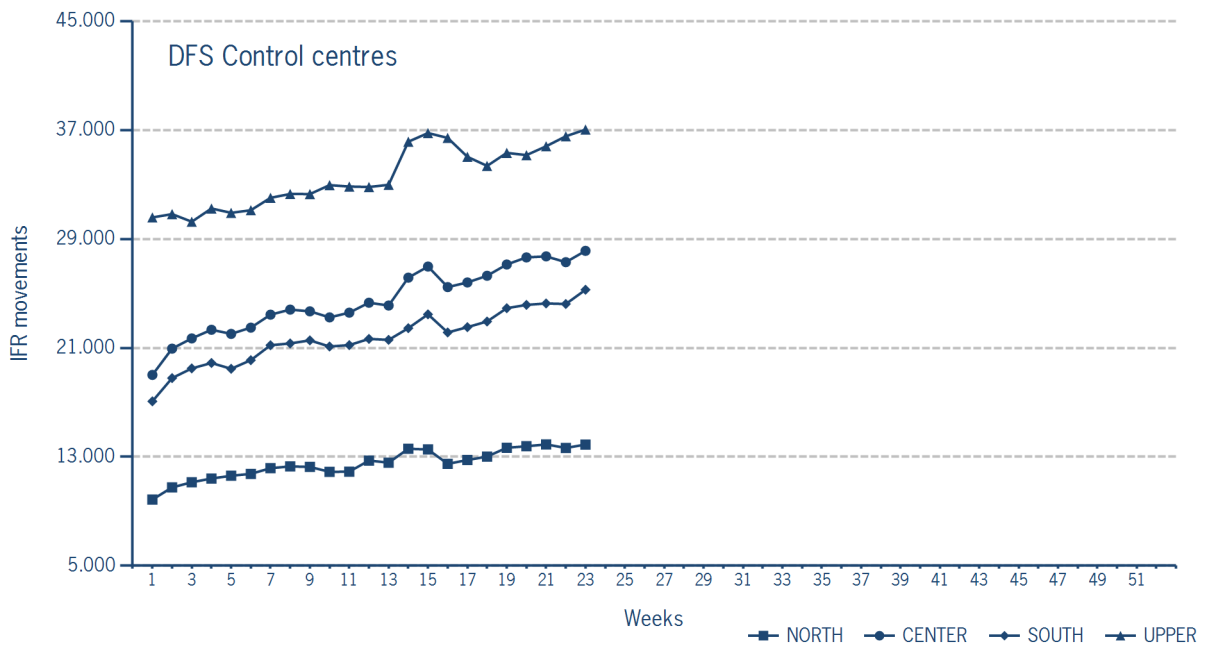


IFR flights controlled by DFS - in detail

IFR movements (entries, exits, overflights and domestics) controlled by DFS at the different control centres.

	NORTH	CENTER	SOUTH	UPPER
Week 23	13.901	28.129	25.274	37.040
Trend	-3,8%	2,7%	2,8%	-1,0%
Cumulated Weeks	286.645	563.359	499.816	771.835
Trend	3,2%	1,9%	2,4%	-1,0%

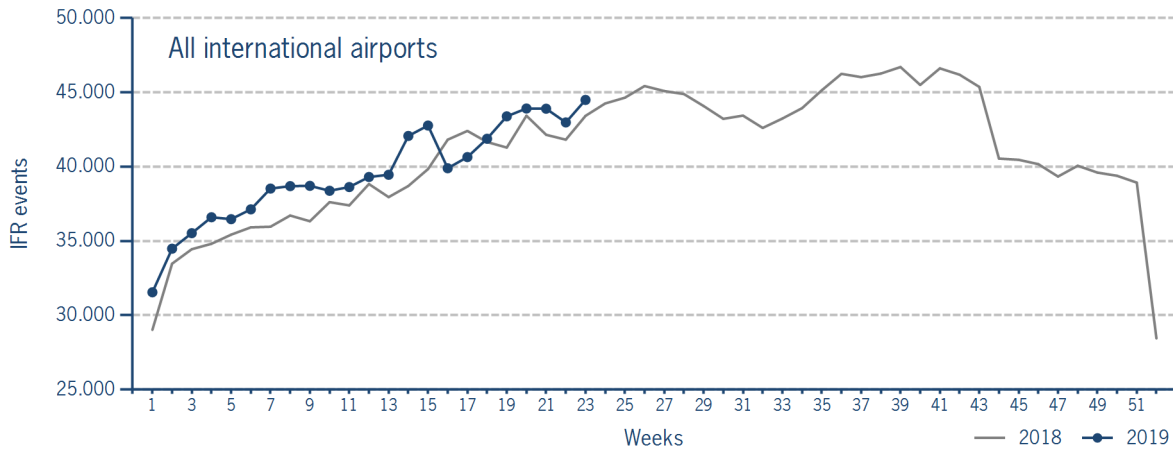
Please note: The trend numbers compare counts of the airspaces in their current configuration to the count of the same airspace in 2018.



IFR flights at international German airports

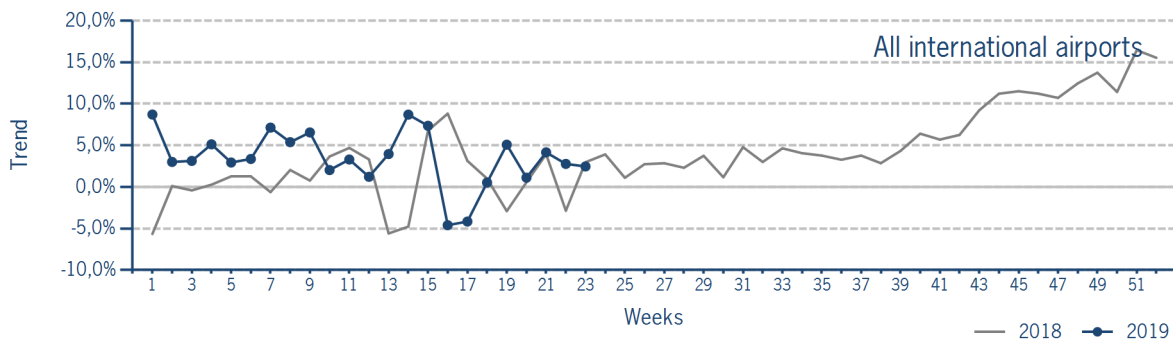
IFR events (take-offs and landings) at the international DFS towers in the Federal Republic of Germany.

	2019	2018	Trend
Week 23	44.490	43.418	2,5%
Cumulated Weeks	909.359	880.389	3,3%



IFR flights at international German airports - trend

Trend in the number of IFR events (take-offs and landings) at the international DFS towers in the Federal Republic of Germany.



IFR flights at international German airports - airport category

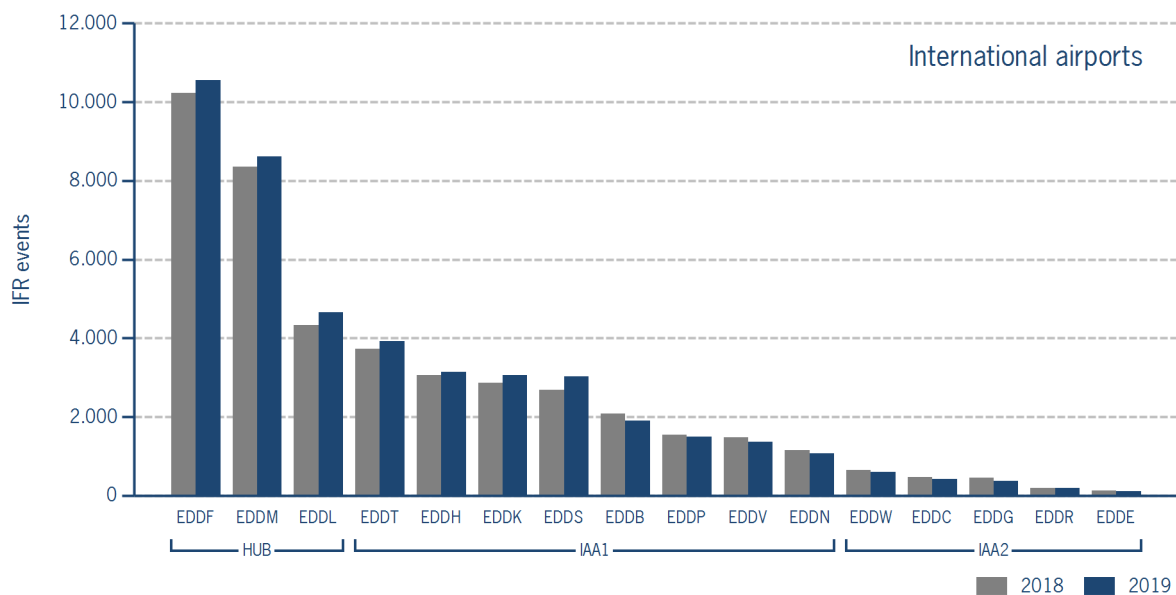
IFR events (take-offs and landings) at the international DFS towers in the Federal Republic of Germany differentiated by Hub Gateways (HUB), International Access Airports 1 (IAA1) and International Access Airports 2 (IAA2).

	HUB	IAA1	IAA2
Week 23	23.834	18.970	1.686
Trend	4,0%	2,0%	-11,2%
Cumulated Weeks	495.304	380.594	33.461
Trend	3,7%	3,5%	-4,6%

IFR flights at international German airports - in detail

IFR events (take-offs and landings) at the different international DFS towers in the Federal Republic of Germany.

		Week 23	Trend	Week 1 - 23	Trend
HUB					
EDDF	Frankfurt/Main	10.551	3,1%	220.689	2,0%
EDDL	Düsseldorf	4.665	7,9%	96.222	9,4%
EDDM	München	8.618	3,1%	178.393	3,0%
IAA1					
EDDB	Berlin-Schönefeld	1.896	-8,8%	40.033	-7,7%
EDDH	Hamburg	3.146	2,7%	64.097	3,4%
EDDK	Köln/Bonn	3.060	6,7%	57.787	-0,5%
EDDN	Nürnberg	1.076	-6,9%	20.072	-9,3%
EDDP	Leipzig/Halle	1.489	-3,6%	32.234	3,8%
EDDS	Stuttgart	3.025	12,5%	55.264	5,8%
EDDT	Berlin-Tegel	3.920	5,1%	84.956	16,9%
EDDV	Hannover	1.358	-7,9%	26.151	-0,1%
IAA2					
EDDC	Dresden	416	-12,4%	8.625	-4,1%
EDDE	Erfurt/Weimar	117	-2,5%	1.888	-6,6%
EDDG	Münster/Osnabrück	368	-20,0%	7.516	0,4%
EDDR	Saarbrücken	185	-3,1%	3.023	-18,6%
EDDW	Bremen	600	-8,0%	12.409	-3,4%



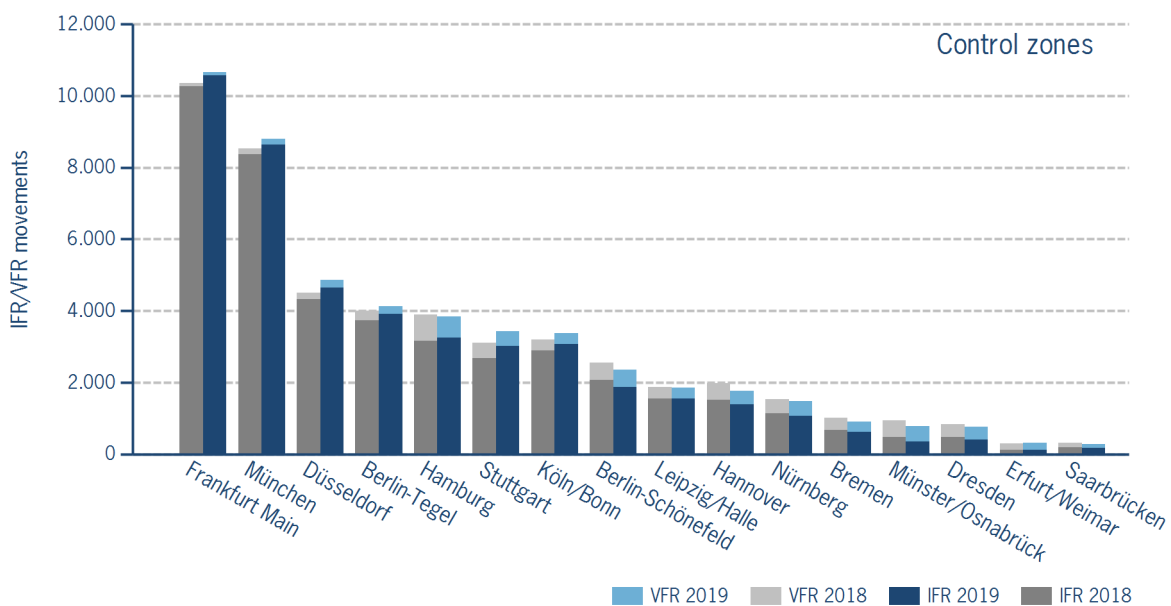
IFR/VFR flights in control zones of DFS towers

IFR/VFR movements (entries, exits, overflights and domestics) at the different control zones of international DFS towers.

	Week 23	Trend	Week 1 - 23	Trend
Berlin-Schönefeld	2.356	-7,9%	46.432	-7,6%
Berlin-Tegel	4.128	3,1%	88.473	15,1%
Bremen	903	-11,1%	17.694	-5,5%
Dresden	761	-8,6%	14.267	-6,3%
Düsseldorf	4.863	8,0%	99.025	8,7%
Erfurt/Weimar	317	9,3%	4.797	-6,2%
Frankfurt Main	10.669	2,9%	222.937	2,0%
Hamburg	3.834	-1,7%	74.765	1,2%
Hannover	1.763	-10,7%	34.831	-2,4%
Köln/Bonn	3.374	5,4%	63.894	-2,0%
Leipzig/Halle	1.855	-1,3%	38.119	1,7%
München	8.809	3,3%	180.994	3,0%
Münster/Osnabrück	776	-18,0%	14.960	-5,7%
Nürnberg	1.484	-3,4%	26.084	-7,4%
Saarbrücken	282	-12,4%	4.832	-19,4%
Stuttgart	3.431	10,6%	61.674	3,9%

Additional information:

Münster reported 104 glider movements for the current week, i.e. 1.522 glider movements for the cumulated year.



IFR flights at regional German airports - in detail

IFR events (take-offs and landings) at the different regional towers in the Federal Republic of Germany with control zone and barely any PPR.

	2019	2018	Trend
Week 23	3.433	3.675	-6,6%
Cumulated Weeks	69.581	70.334	-1,1%

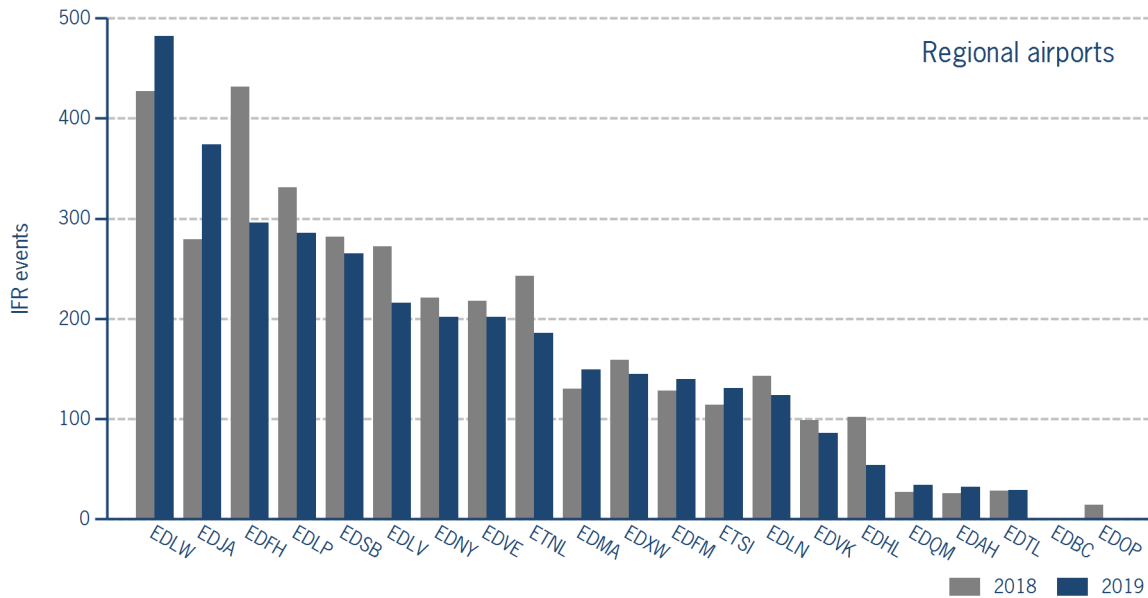
	Week 23	Trend	Week 1 - 23	Trend
EDAH Heringsdorf	32	23,1%	335	9,5%
EDBC Magdeburg/Cochstedt	0	N/A	1	0,0%
EDFH Frankfurt-Hahn	296	-31,5%	7.346	-17,0%
EDFM Mannheim City	140	9,4%	2.992	7,4%
EDHL Lübeck-Blankensee	54	-47,1%	1.245	26,3%
EDJA Memmingen	374	34,1%	6.664	18,2%
EDLN Mönchengladbach	124	-13,3%	2.735	-4,6%
EDLP Paderborn/Lippstadt	286	-13,6%	5.515	2,8%
EDLV Niederrhein	216	-20,6%	3.942	-25,9%
EDLW Dortmund	482	12,9%	10.065	8,2%
EDMA Augsburg	149	14,6%	2.993	-0,4%
EDNY Friedrichshafen	202	-8,6%	4.866	8,3%
EDOP Schwerin-Parchim	0	-100,0%	24	-91,3%
EDQM Hof-Plauen	34	25,9%	649	17,6%
EDSB Karlsruhe/Baden-Baden	265	-6,0%	5.008	-0,4%
EDTL Lahr	29	3,6%	676	3,8%
EDVE Braunschweig-Wolfsburg	202	-7,3%	4.211	-2,7%
EDVK Kassel-Calden	86	-13,1%	1.860	-7,5%
EDXW Sylt	145	-8,8%	2.122	-7,7%
ETNL Laage	186	-23,5%	3.770	-2,7%
ETSI Ingolstadt/Manching	131	14,9%	2.562	6,8%

*The value is of limited conclusiveness (OLC).

Please note: The airport Magdeburg-Cochstedt (EDBC) is currently closed.

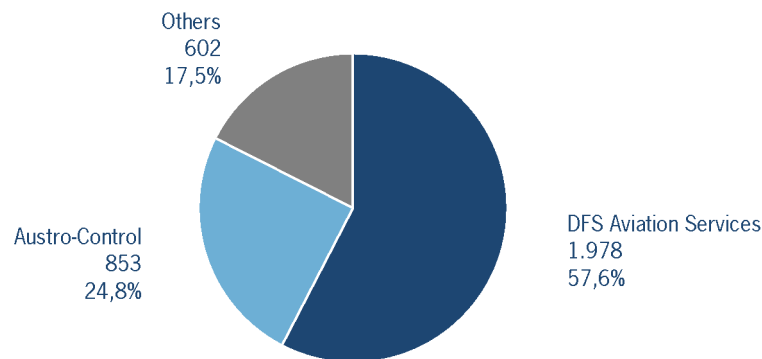
IFR flights at regional German airports - in detail

IFR events (take-offs and landings) at the different regional towers in the Federal Republic of Germany with control zone and barely any PPR.



IFR flights at regional German airports - air traffic service providers

Percentage of IFR events (take-offs and landings) at the regional towers in the Federal Republic of Germany differentiated between DFS Aviation Services, Austro Control and other providers.



DFS Aviation Services: Dortmund (EDLW), Friedrichshafen (EDNY), Karlsruhe/Baden-Baden (EDSB), Lahr (EDTL), Magdeburg/Cochstedt (EDBC), Memmingen (EDJA), Mönchengladbach (EDLN), Niederrhein (EDLV), Paderborn/Lippstadt (EDLP)

Austro Control: Augsburg (EDMA), Braunschweig-Wolfsburg (EDVE), Frankfurt-Hahn (EDFH), Heringsdorf (EDAH), Hof-Plauen (EDQM), Kassel-Calden (EDVK), Lübeck-Blankensee (EDHL), Schwerin-Parchim (EDOP)

Others: Ingolstadt/Manching (ETSI), Laage (ETNL), Mannheim City (EDFM), Sylt (EDXW)

ATFM Arrival Delay

(Data Source: NM statistics, DFS LIZ)

ATFM Arrival Delay with reference to the relevant airport, in minutes per IFR arrival.

ATFM Arrival Delay:
 sum of all arrival ATFM delay divided by the sum of all inbound flights for the particular traffic volume

Airports		ATC Delay [min/arrival]	non ATC Delay [min/arrival]	
	All Airports	0,0630	1,1045	
EDDF	Frankfurt/Main	0	2,8887	
EDDL	Düsseldorf	0	1,4989	
EDDH	Hamburg	0,3393	1,0746	
EDDW	Bremen	1,2574	0	
EDDT	Berlin-Tegel	0	0,9755	
EDDP	Leipzig/Halle	0,4927	0,4513	
EDDK	Köln/Bonn	0,0785	0,8593	
EDDS	Stuttgart	0	0,3917	

Please note: The ATFM delay data are provided by NM statistics. Due to internal distribution of the ATFM delay, data are modified by CC/FC and TWR/M. The inbound flight information is based on LIZ statistics.

All Airports means all international German airports: Berlin-Schönefeld (EDDB), Berlin-Tegel (EDDT), Bremen (EDDW), Dresden (EDDC), Düsseldorf (EDDL), Erfurt/Weimar (EDDE), Frankfurt/Main (EDDF), Hamburg (EDDH), Hannover (EDDV), Köln/Bonn (EDDK), Leipzig/Halle (EDDP), München (EDDM), Münster/Osnabrück (EDDG), Nürnberg (EDDN), Saarbrücken (EDDR), Stuttgart (EDDS)