



# LIZ Bulletin

DFS Situation and Information Centre

Week 23

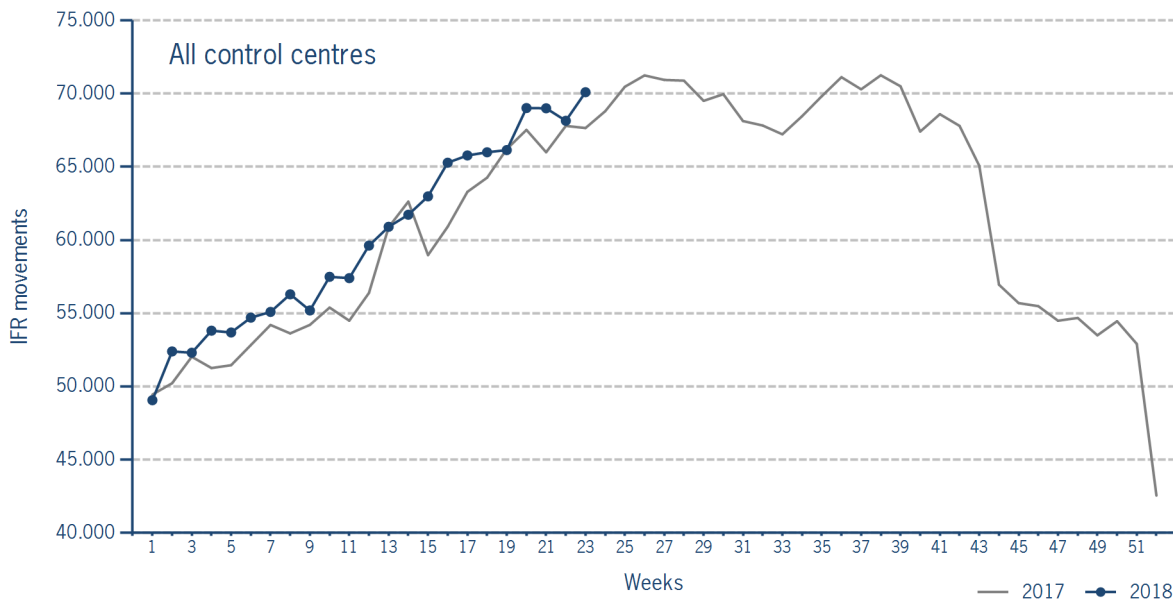
4 JUN 2018 - 10 JUN 2018

Version 12.06.2018

## IFR flights in the Federal Republic of Germany

IFR movements (entries, exits, overflights and domestics) in all control sectors with a German designator.

	2018	2017	Trend
Week 23	70.103	67.655	3,6%
Cumulated Weeks	1.382.120	1.341.625	3,0%

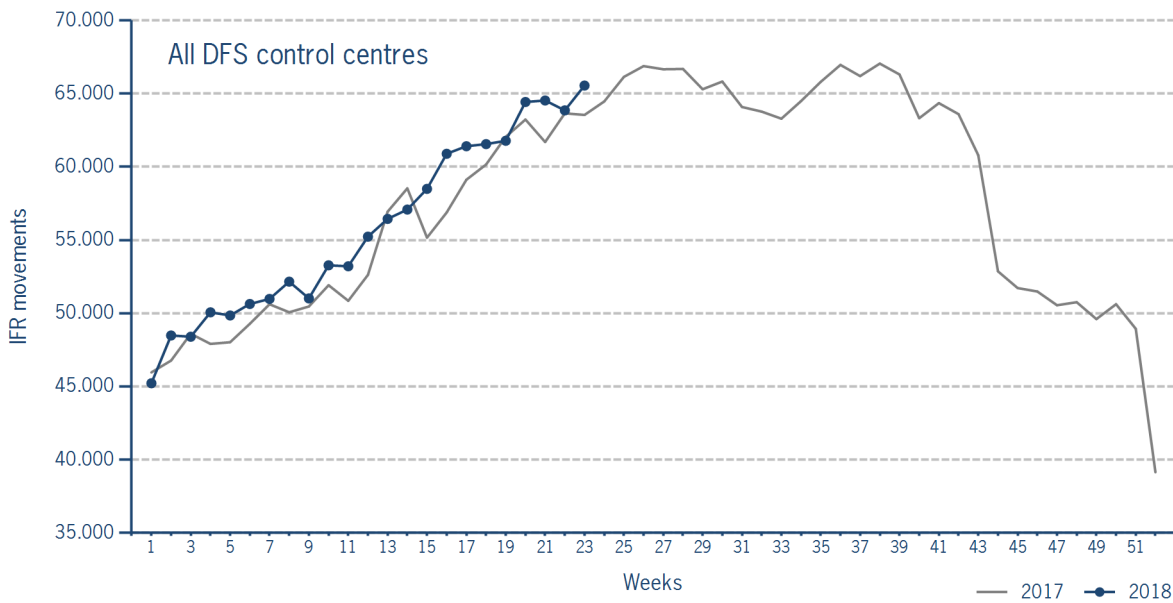


Please note: This count covers the traffic in the area build by all control sectors with a German designator („ED“), regardless of the service provider, including civil and military traffic in sectors controlled by DFS and Maastricht UAC (Maastricht-Hannover sectors). The area counted is composed of modular control sectors designed for ATC purposes with partly cross border structures and is therefore not identical to the political border of the Federal Republic of Germany or the national Flight Information Region (FIR).

### IFR flights controlled by DFS

IFR movements (entries, exits, overflights and domestics) in control sectors controlled by DFS.

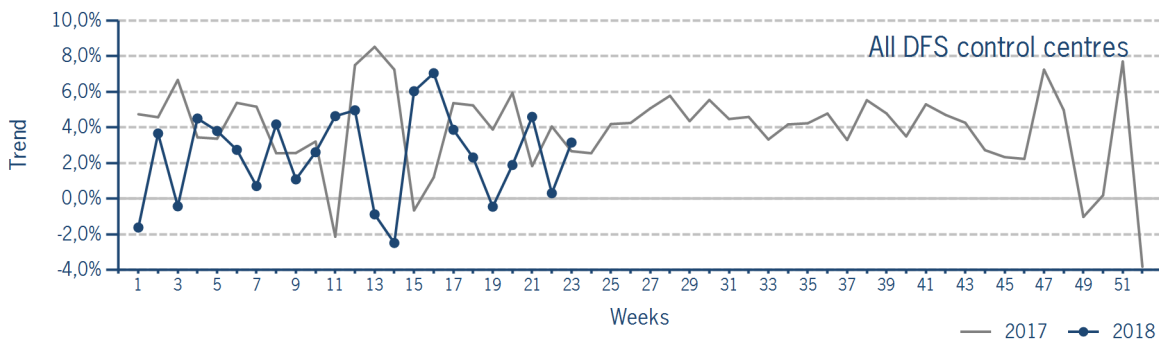
	2018	2017	Trend
<b>Week 23</b>	65.558	63.550	3,2%
<b>Cumulated Weeks</b>	1.284.555	1.254.037	2,4%



Please note: This count covers the traffic in the area build by control sectors of DFS control centres, including civil and military traffic. Traffic in Maastricht UAC (Maastricht-Hannover sectors) is not counted.

### IFR flights controlled by DFS - trend

Trend in the number of IFR movements (entries, exits, overflights and domestics) in control sectors controlled by DFS.

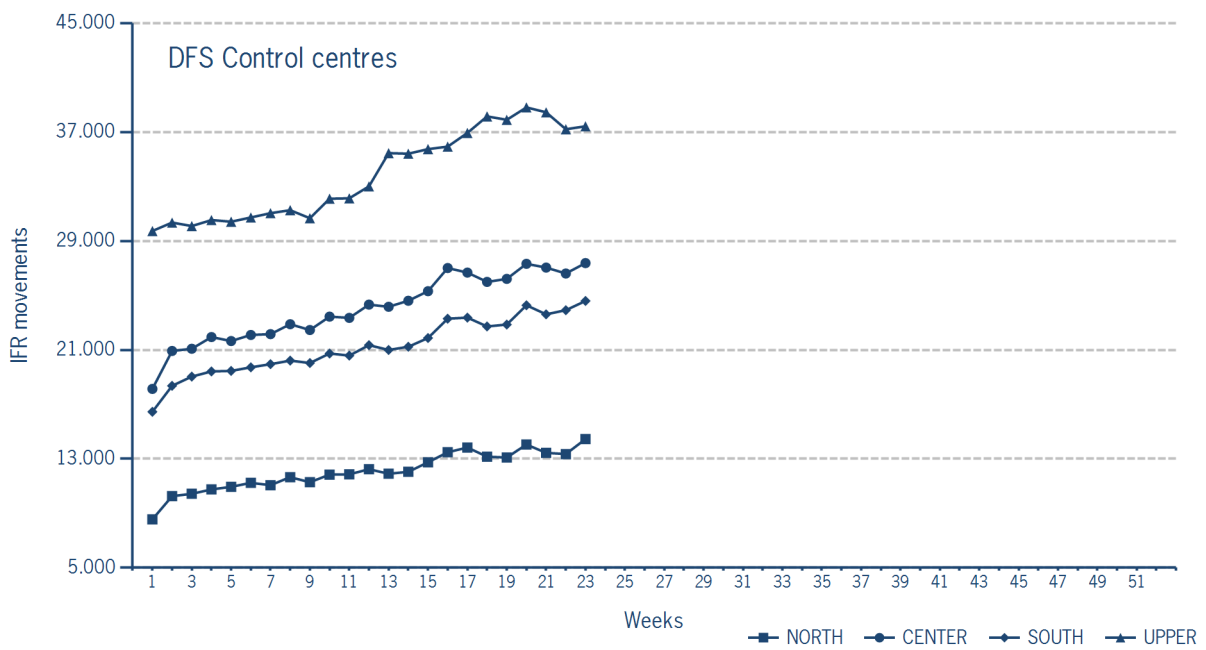


### IFR flights controlled by DFS - in detail

IFR movements (entries, exits, overflights and domestics) controlled by DFS at the different control centres.

	NORTH	CENTER	SOUTH	UPPER
<b>Week 23</b>	14.454	27.377	24.597	37.424
<b>Trend</b>	3,0%	4,5%	8,1%	-4,9%
<b>Cumulated Weeks</b>	277.664	552.830	488.088	779.526
<b>Trend</b>	-2,0%	3,7%	3,6%	1,7%

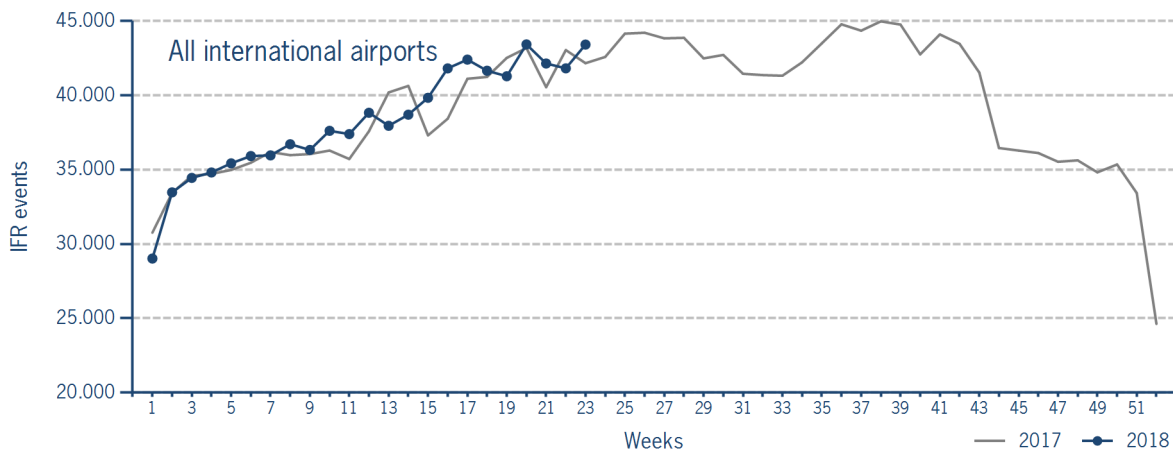
Please note: The trend numbers compare counts of the airspaces in their current configuration to the count of the same airspace in 2017.



### IFR flights at international German airports

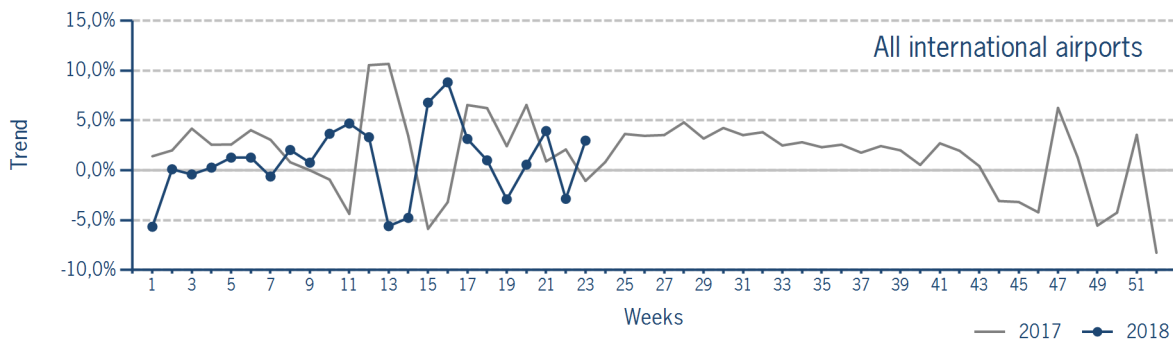
IFR events (take-offs and landings) at the international DFS towers in the Federal Republic of Germany.

	2018	2017	Trend
<b>Week 23</b>	43.418	42.163	3,0%
<b>Cumulated Weeks</b>	880.389	872.125	0,9%



### IFR flights at international German airports - trend

Trend in the number of IFR events (take-offs and landings) at the international DFS towers in the Federal Republic of Germany.



### IFR flights at international German airports - airport category

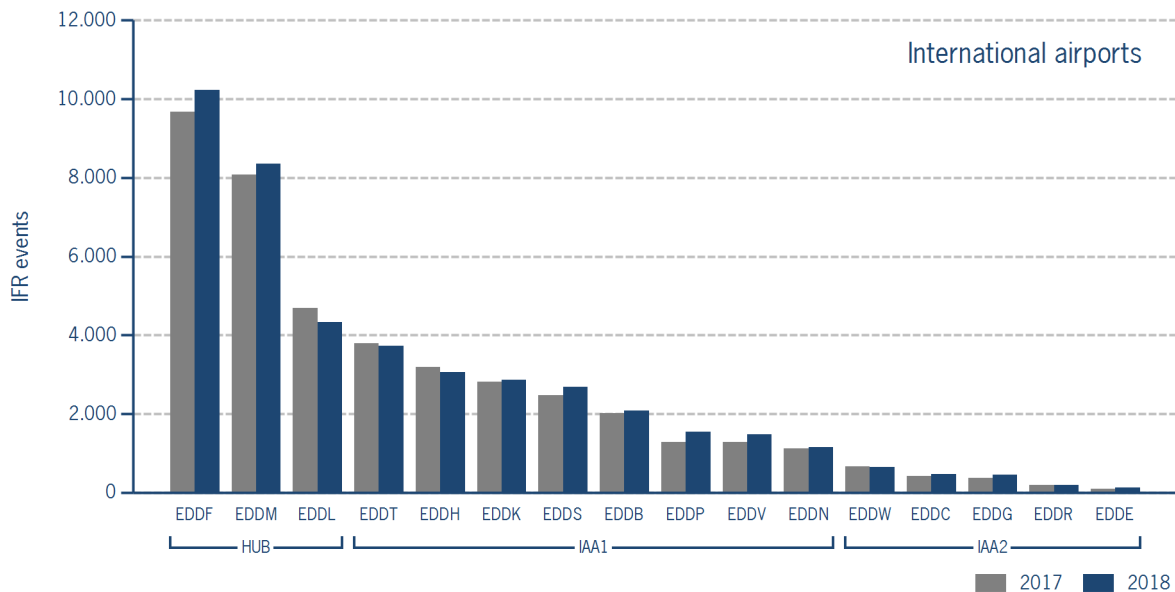
IFR events (take-offs and landings) at the international DFS towers in the Federal Republic of Germany differentiated by Hub Gateways (HUB), International Access Airports 1 (IAA1) and International Access Airports 2 (IAA2).

	HUB	IAA1	IAA2
<b>Week 23</b>	22.913	18.607	1.898
<b>Trend</b>	2,1%	3,6%	7,5%
<b>Cumulated Weeks</b>	477.634	367.691	35.064
<b>Trend</b>	1,5%	0,4%	-1,5%

IFR flights at international German airports - in detail

IFR events (take-offs and landings) at the different international DFS towers in the Federal Republic of Germany.

		Week 23	Trend	Week 1 - 23	Trend
<b>HUB</b>					
EDDF	Frankfurt/Main	10.231	5,8%	216.447	8,1%
EDDL	Düsseldorf	4.324	-7,8%	87.932	-8,9%
EDDM	München	8.358	3,5%	173.255	-0,3%
<b>IAA1</b>					
EDDB	Berlin-Schönefeld	2.079	3,2%	43.371	-0,2%
EDDH	Hamburg	3.064	-4,0%	61.965	-5,6%
EDDK	Köln/Bonn	2.867	2,0%	58.084	1,5%
EDDN	Nürnberg	1.156	3,3%	22.137	2,4%
EDDP	Leipzig/Halle	1.545	20,0%	31.047	15,9%
EDDS	Stuttgart	2.690	8,7%	52.248	7,6%
EDDT	Berlin-Tegel	3.731	-1,5%	72.661	-6,2%
EDDV	Hannover	1.475	15,5%	26.178	3,1%
<b>IAA2</b>					
EDDC	Dresden	475	12,3%	8.991	-7,0%
EDDE	Erfurt/Weimar	120	16,5%	2.022	-8,1%
EDDG	Münster/Osnabrück	460	21,4%	7.489	2,7%
EDDR	Saarbrücken	191	-3,0%	3.715	-0,3%
EDDW	Bremen	652	-1,8%	12.847	1,1%



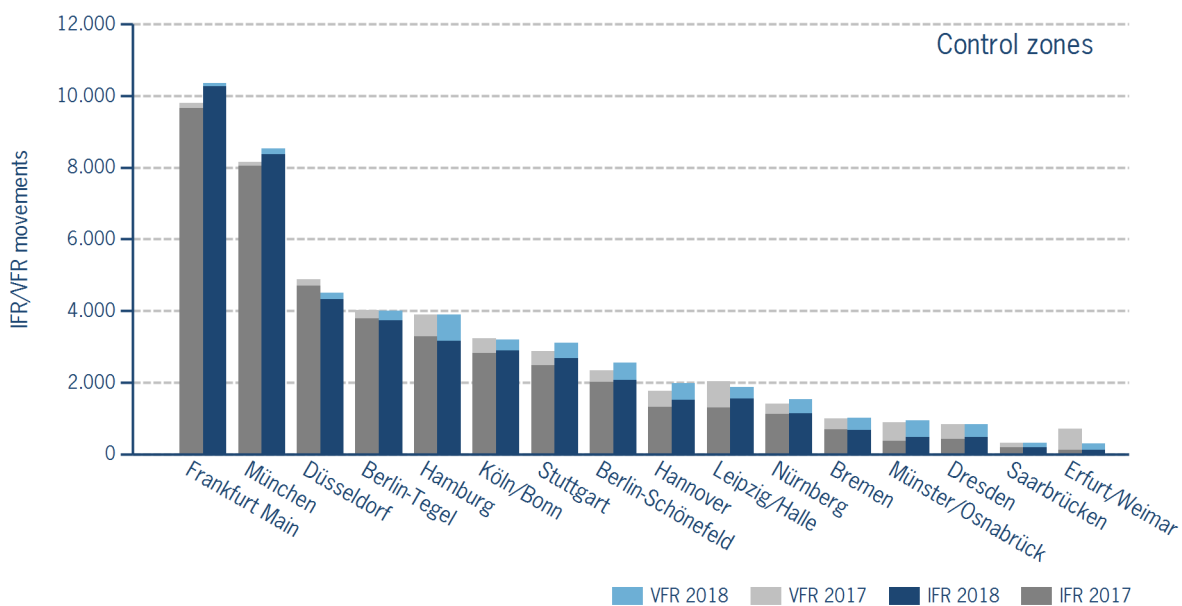
IFR/VFR flights in control zones of DFS towers

IFR/VFR movements (entries, exits, overflights and domestics) at the different control zones of international DFS towers.

	Week 23	Trend	Week 1 - 23	Trend
Berlin-Schönefeld	2.557	9,6%	50.256	3,3%
Berlin-Tegel	4.004	-0,3%	76.835	-5,6%
Bremen	1.016	2,3%	18.722	0,8%
Dresden	833	-0,7%	15.232	0,5%
Düsseldorf	4.503	-7,6%	91.122	-8,9%
Erfurt/Weimar	290	-59,2%	5.114	-7,5%
Frankfurt Main	10.364	5,8%	218.558	8,1%
Hamburg	3.902	0,2%	73.849	-4,2%
Hannover	1.974	12,4%	35.686	4,6%
Köln/Bonn	3.201	-0,7%	65.170	0,8%
Leipzig/Halle	1.879	-7,2%	37.493	11,9%
München	8.531	4,6%	175.781	-0,2%
Münster/Osnabrück	946	6,4%	15.860	5,0%
Nürnberg	1.536	9,2%	28.173	3,1%
Saarbrücken	322	1,6%	5.992	-3,2%
Stuttgart	3.103	7,6%	59.370	5,9%

Additional information:

Münster reported 56 glider movements for the current week, i.e. 750 glider movements for the cumulated year.



### IFR flights at regional German airports - in detail

IFR events (take-offs and landings) at the different regional towers in the Federal Republic of Germany with control zone and barely any PPR.

	2018	2017	Trend
<b>Week 23</b>	3.675	3.462	6,2%
<b>Cumulated Weeks</b>	70.334	67.292	4,5%

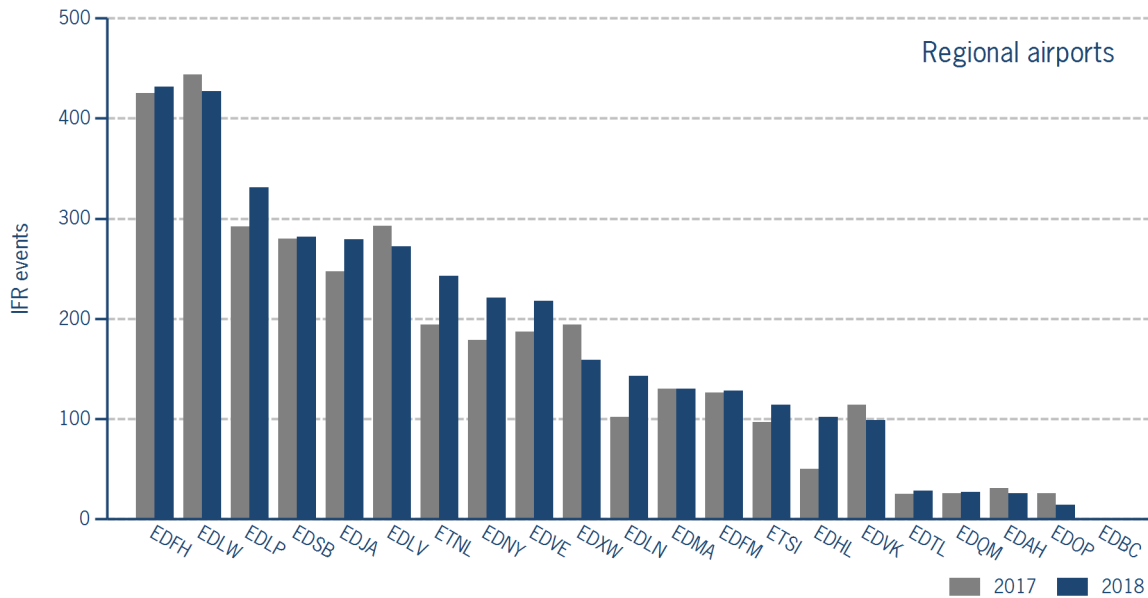
	Week 23	Trend	Week 1 - 23	Trend
EDAH Heringsdorf	26	-16,1%	306	2,0%
EDBC Magdeburg/Cochstedt	0	N/A	1	-50,0%
EDFH Frankfurt-Hahn	432	1,6%	8.847	1,7%
EDFM Mannheim City	128	1,6%	2.785	-2,0%
EDHL Lübeck-Blankensee	102	104,0%	986	23,9%
EDJA Memmingen	279	13,0%	5.637	17,0%
EDLN Mönchengladbach	143	40,2%	2.866	10,7%
EDLP Paderborn/Lippstadt	331	13,4%	5.363	6,7%
EDLV Niederrhein	272	-7,2%	5.322	7,3%
EDLW Dortmund	427	-3,8%	9.302	9,9%
EDMA Augsburg	130	0,0%	3.005	-0,3%
EDNY Friedrichshafen	221	23,5%	4.493	-5,0%
EDOP Schwerin-Parchim	14	-46,2%	276	-38,0%
EDQM Hof-Plauen	27	3,8%	552	-17,7%
EDSB Karlsruhe/Baden-Baden	282	0,7%	5.027	-10,4%
EDTL Lahr	28	12,0%	651	4,0%
EDVE Braunschweig-Wolfsburg	218	16,6%	4.329	-3,9%
EDVK Kassel-Calden	99	-13,2%	2.011	15,8%
EDXW Sylt	159	-18,0%	2.300	7,3%
ETNL Laage	243	25,3%	3.876	37,3%
ETSI Ingolstadt/Manching	114	17,5%	2.399	-3,6%

\*The value is of limited conclusiveness (OLC).

Please note: The airport Magdeburg-Cochstedt (EDBC) is currently closed.

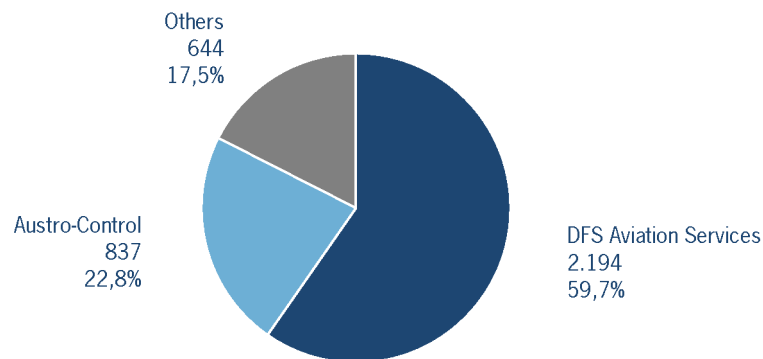
### IFR flights at regional German airports - in detail

IFR events (take-offs and landings) at the different regional towers in the Federal Republic of Germany with control zone and barely any PPR.



### IFR flights at regional German airports - air traffic service providers

Percentage of IFR events (take-offs and landings) at the regional towers in the Federal Republic of Germany differentiated between DFS Aviation Services, Austro Control and other providers.



DFS Aviation Services: Dortmund (EDLW), Frankfurt-Hahn (EDFH), Karlsruhe/Baden-Baden (EDSB), Lahr (EDTL), Magdeburg/Cochstedt (EDBC), Memmingen (EDJA), Mönchengladbach (EDLN), Niederrhein (EDLV), Paderborn/Lippstadt (EDLP)

Austro Control: Augsburg (EDMA), Braunschweig-Wolfsburg (EDVE), Friedrichshafen (EDNY), Heringsdorf (EDAH), Hof-Plauen (EDQM), Kassel-Calden (EDVK), Lübeck-Blankensee (EDHL), Schwerin-Parchim (EDOP)

Others: Ingolstadt/Manching (ETSI), Laage (ETNL), Mannheim City (EDFM), Sylt (EDXW)



## ATFM Arrival Delay

(Data Source: NM statistics, DFS LIZ)

ATFM Arrival Delay with reference to the relevant airport, in minutes per IFR arrival.

*ATFM Arrival Delay:*

*sum of all arrival ATFM delay divided by the sum of all inbound flights for the particular traffic volume*

Airports		ATC Delay [min/arrival]	non ATC Delay [min/arrival]	
	All Airports	0,0322	2,5095	
EDDF	Frankfurt/Main	0	5,5657	
EDDM	München	0	4,6176	
EDDH	Hamburg	0	1,6540	
EDDL	Düsseldorf	0,2332	0,8931	
EDDS	Stuttgart	0	1,0639	
EDDP	Leipzig/Halle	0	0,7684	
EDDK	Köln/Bonn	0,1364	0,1872	

Please note: The ATFM delay data are provided by NM statistics. Due to internal distribution of the ATFM delay, data are modified by CC/FC and TWR/M. The inbound flight information is based on LIZ statistics.

All Airports means all international German airports: Berlin-Schönefeld (EDDB), Berlin-Tegel (EDDT), Bremen (EDDW), Dresden (EDDC), Düsseldorf (EDDL), Erfurt/Weimar (EDDE), Frankfurt/Main (EDDF), Hamburg (EDDH), Hannover (EDDV), Köln/Bonn (EDDK), Leipzig/Halle (EDDP), München (EDDM), Münster/Osnabrück (EDDG), Nürnberg (EDDN), Saarbrücken (EDDR), Stuttgart (EDDS)