



# LIZ Bulletin

DFS Situation and Information Centre

Week 22

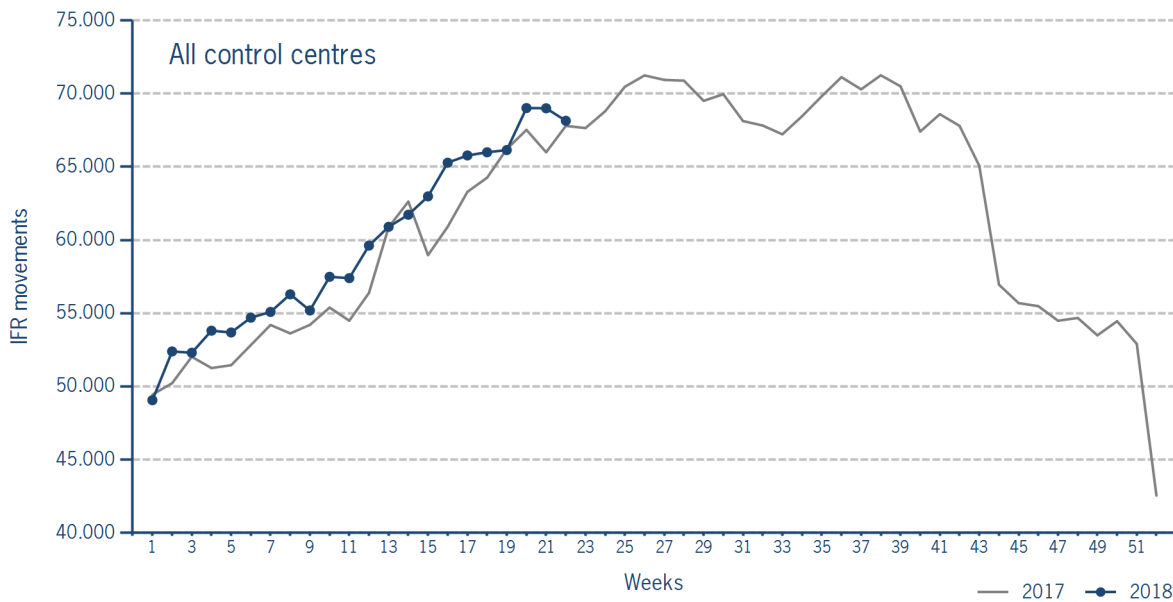
28 MAY 2018 - 3 JUN 2018

Version 06.06.2018

## IFR flights in the Federal Republic of Germany

IFR movements (entries, exits, overflights and domestics) in all control sectors with a German designator.

	2018	2017	Trend
Week 22	68.150	67.800	0,5%
Cumulated Weeks	1.312.017	1.273.970	3,0%

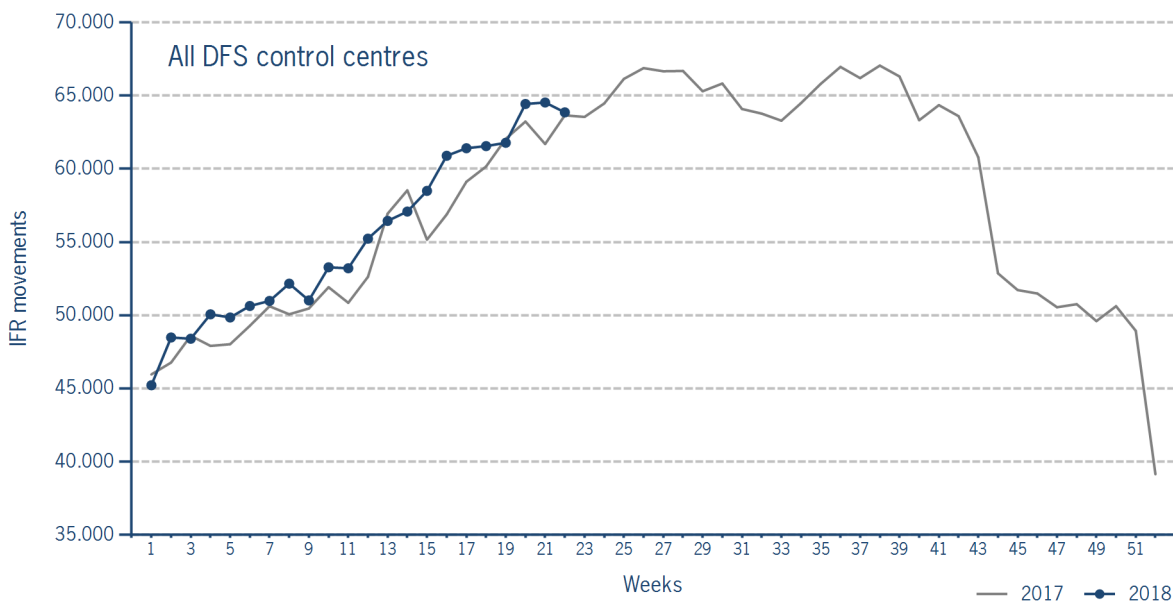


Please note: This count covers the traffic in the area build by all control sectors with a German designator („ED“), regardless of the service provider, including civil and military traffic in sectors controlled by DFS and Maastricht UAC (Maastricht-Hannover sectors). The area counted is composed of modular control sectors designed for ATC purposes with partly cross border structures and is therefore not identical to the political border of the Federal Republic of Germany or the national Flight Information Region (FIR).

## IFR flights controlled by DFS

IFR movements (entries, exits, overflights and domestics) in control sectors controlled by DFS.

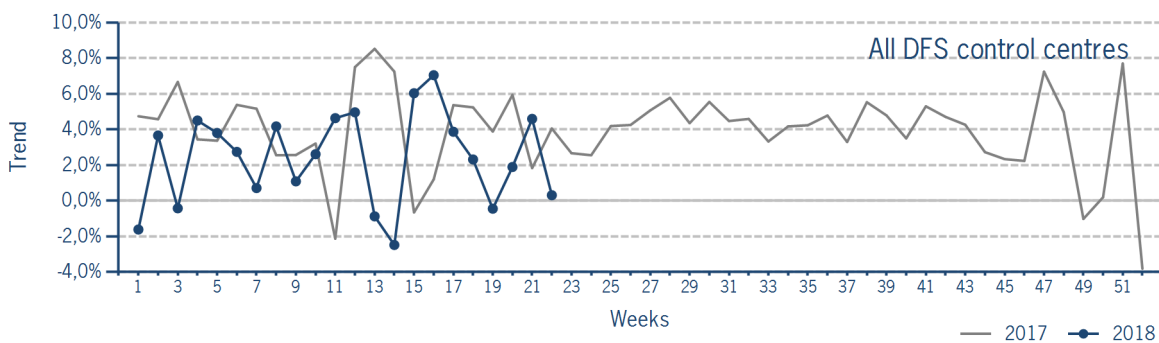
	2018	2017	Trend
<b>Week 22</b>	63.863	63.661	0,3%
<b>Cumulated Weeks</b>	1.218.997	1.190.487	2,4%



Please note: This count covers the traffic in the area build by control sectors of DFS control centres, including civil and military traffic. Traffic in Maastricht UAC (Maastricht-Hannover sectors) is not counted.

## IFR flights controlled by DFS - trend

Trend in the number of IFR movements (entries, exits, overflights and domestics) in control sectors controlled by DFS.

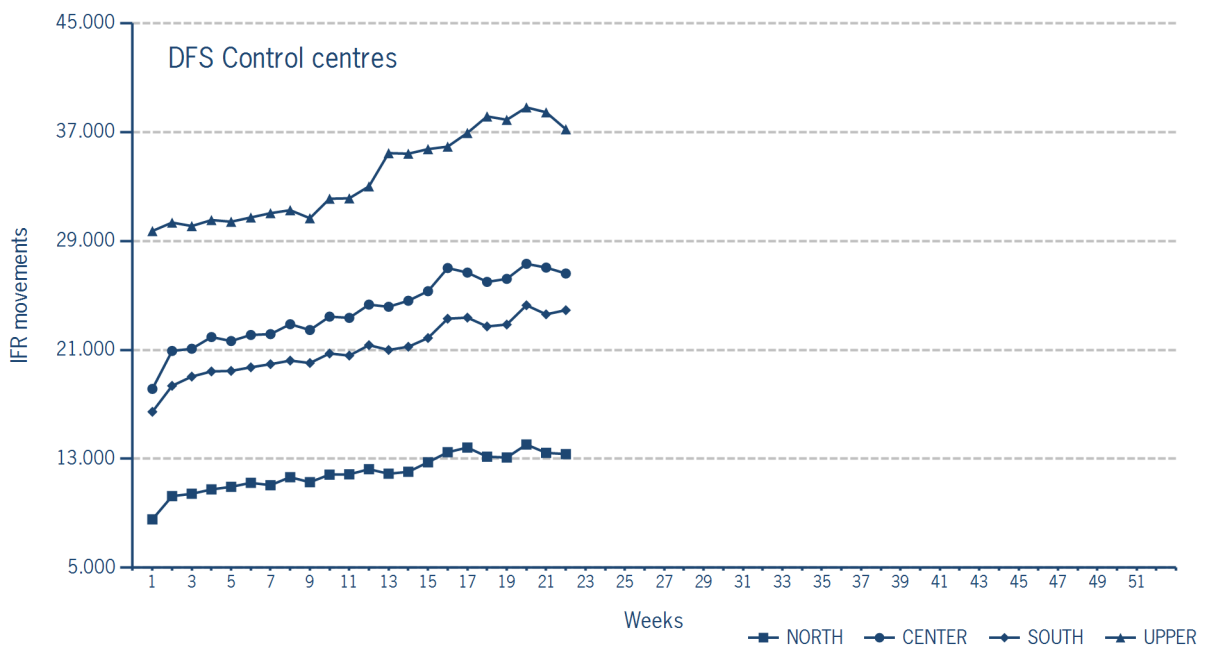


### IFR flights controlled by DFS - in detail

IFR movements (entries, exits, overflights and domestics) controlled by DFS at the different control centres.

	NORTH	CENTER	SOUTH	UPPER
<b>Week 22</b>	13.350	26.613	23.917	37.209
<b>Trend</b>	-6,8%	0,5%	1,1%	-3,8%
<b>Cumulated Weeks</b>	263.210	525.453	463.491	742.102
<b>Trend</b>	-2,3%	3,7%	3,3%	2,0%

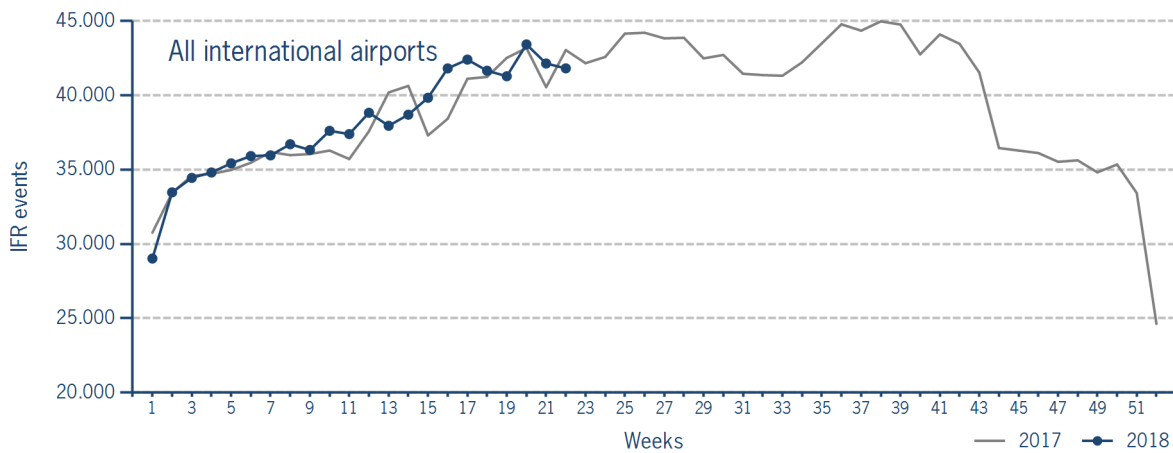
Please note: The trend numbers compare counts of the airspaces in their current configuration to the count of the same airspace in 2017.



### IFR flights at international German airports

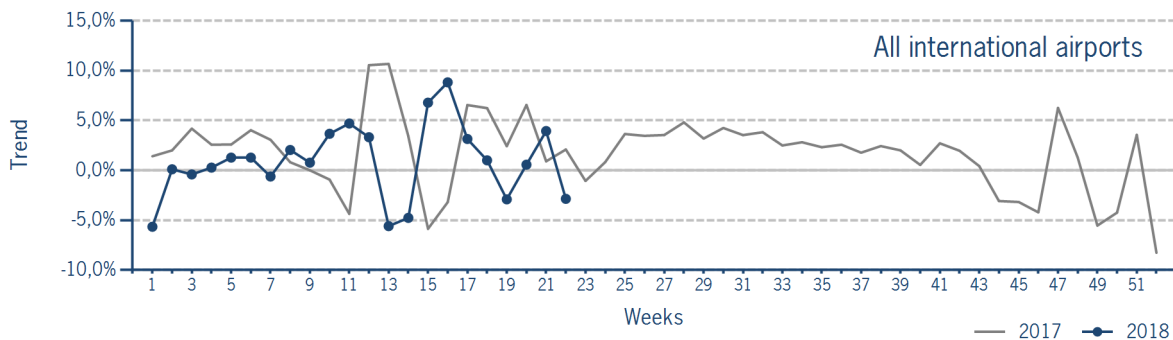
IFR events (take-offs and landings) at the international DFS towers in the Federal Republic of Germany.

	2018	2017	Trend
<b>Week 22</b>	41.817	43.046	-2,9%
<b>Cumulated Weeks</b>	836.971	829.962	0,8%



### IFR flights at international German airports - trend

Trend in the number of IFR events (take-offs and landings) at the international DFS towers in the Federal Republic of Germany.



### IFR flights at international German airports - airport category

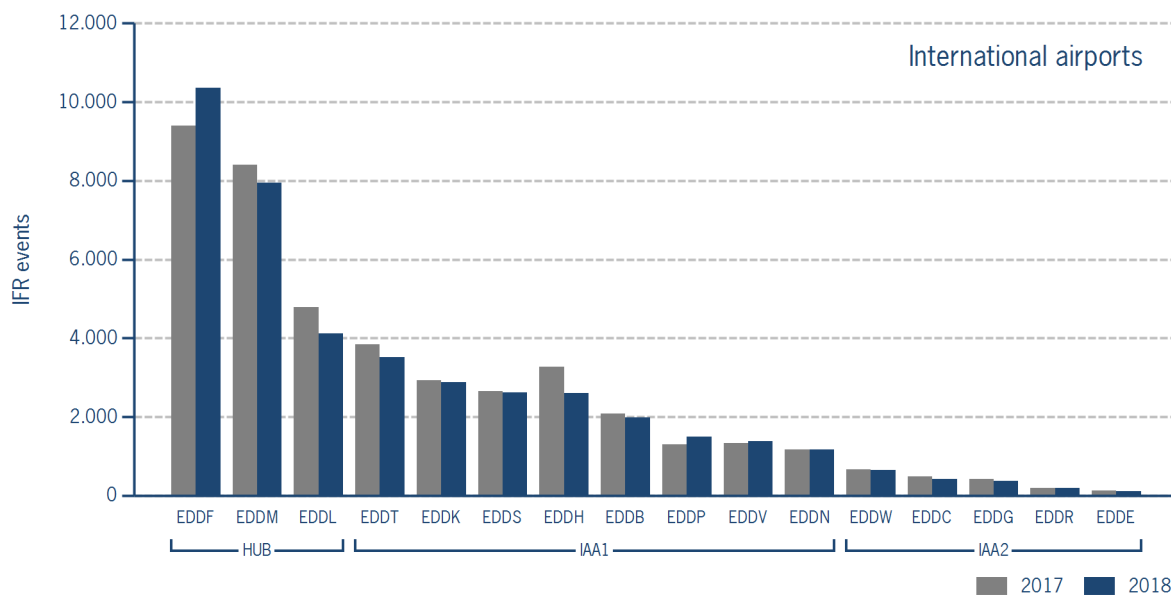
IFR events (take-offs and landings) at the international DFS towers in the Federal Republic of Germany differentiated by Hub Gateways (HUB), International Access Airports 1 (IAA1) and International Access Airports 2 (IAA2).

	HUB	IAA1	IAA2
<b>Week 22</b>	22.431	17.650	1.736
<b>Trend</b>	-0,7%	-5,0%	-7,2%
<b>Cumulated Weeks</b>	454.721	349.084	33.166
<b>Trend</b>	1,5%	0,3%	-1,9%

IFR flights at international German airports - in detail

IFR events (take-offs and landings) at the different international DFS towers in the Federal Republic of Germany.

		Week 22	Trend	Week 1 - 22	Trend
<b>HUB</b>					
EDDF	Frankfurt/Main	10.357	10,3%	206.216	8,2%
EDDL	Düsseldorf	4.124	-14,0%	83.608	-8,9%
EDDM	München	7.950	-5,5%	164.897	-0,5%
<b>IAA1</b>					
EDDB	Berlin-Schönefeld	1.993	-4,5%	41.292	-0,3%
EDDH	Hamburg	2.606	-20,2%	58.901	-5,7%
EDDK	Köln/Bonn	2.876	-1,6%	55.217	1,5%
EDDN	Nürnberg	1.163	-0,4%	20.981	2,3%
EDDP	Leipzig/Halle	1.502	15,4%	29.502	15,7%
EDDS	Stuttgart	2.617	-1,3%	49.558	7,6%
EDDT	Berlin-Tegel	3.515	-8,7%	68.930	-6,5%
EDDV	Hannover	1.378	3,2%	24.703	2,5%
<b>IAA2</b>					
EDDC	Dresden	416	-14,6%	8.516	-7,8%
EDDE	Erfurt/Weimar	117	-2,5%	1.902	-9,3%
EDDG	Münster/Osnabrück	367	-11,6%	7.029	1,7%
EDDR	Saarbrücken	191	1,6%	3.524	-0,1%
EDDW	Bremen	645	-2,3%	12.195	1,3%



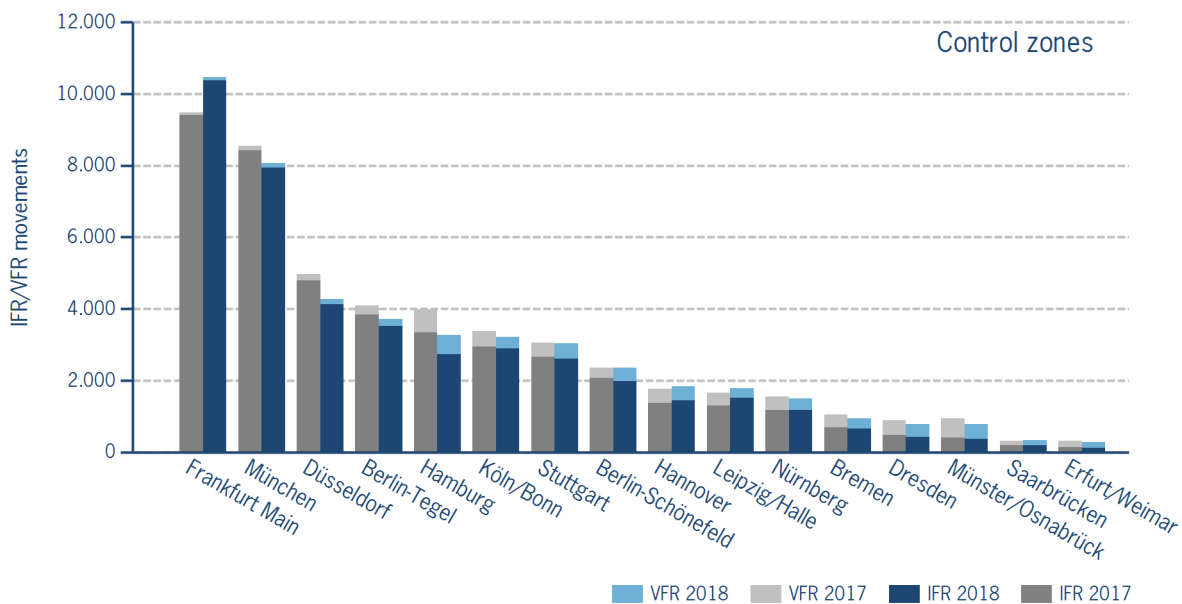
IFR/VFR flights in control zones of DFS towers

IFR/VFR movements (entries, exits, overflights and domestics) at the different control zones of international DFS towers.

	Week 22	Trend	Week 1 - 22	Trend
Berlin-Schönefeld	2.358	0,2%	47.699	3,0%
Berlin-Tegel	3.720	-9,1%	72.831	-5,9%
Bremen	937	-11,1%	17.706	0,7%
Dresden	782	-11,2%	14.399	0,5%
Düsseldorf	4.274	-13,9%	86.619	-8,9%
Erfurt/Weimar	278	-10,0%	4.824	0,1%
Frankfurt Main	10.464	10,4%	208.194	8,2%
Hamburg	3.267	-18,1%	69.947	-4,4%
Hannover	1.844	4,1%	33.712	4,2%
Köln/Bonn	3.218	-4,8%	61.969	0,9%
Leipzig/Halle	1.787	7,9%	35.614	13,1%
München	8.058	-5,8%	167.250	-0,4%
Münster/Osnabrück	772	-17,4%	14.914	4,9%
Nürnberg	1.501	-3,1%	26.637	2,8%
Saarbrücken	339	5,3%	5.670	-3,4%
Stuttgart	3.041	-0,5%	56.267	5,8%

Additional information:

Münster reported 140 glider movements for the current week, i.e. 694 glider movements for the cumulated year.



### IFR flights at regional German airports - in detail

IFR events (take-offs and landings) at the different regional towers in the Federal Republic of Germany with control zone and barely any PPR.

	2018	2017	Trend
<b>Week 22</b>	3.520	3.494	0,7%
<b>Cumulated Weeks</b>	66.659	63.830	4,4%

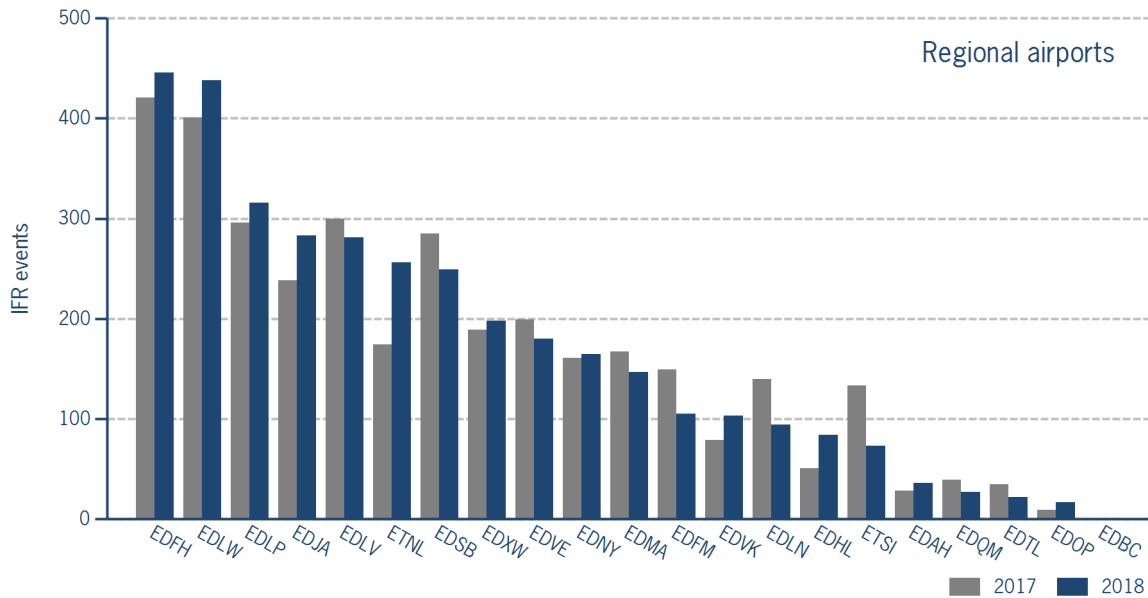
	Week 22	Trend	Week 1 - 22	Trend
EDAH Heringsdorf	36	28,6%	280	4,1%
EDBC Magdeburg/Cochstedt	0	N/A	1	-50,0%
EDFH Frankfurt-Hahn	446	5,9%	8.415	1,7%
EDFM Mannheim City	105	-29,5%	2.657	-2,1%
EDHL Lübeck-Blankensee	84	64,7%	884	18,5%
EDJA Memmingen	283	18,9%	5.358	17,2%
EDLN Mönchengladbach	94	-32,9%	2.723	9,5%
EDLP Paderborn/Lippstadt	316	6,8%	5.032	6,3%
EDLV Niederrhein	281	-6,3%	5.050	8,3%
EDLW Dortmund	438	9,2%	8.875	10,6%
EDMA Augsburg	147	-12,0%	2.875	-0,3%
EDNY Friedrichshafen	165	2,5%	4.272	-6,2%
EDOP Schwerin-Parchim	17	88,9%	262	-37,5%
EDQM Hof-Plauen	27	-30,8%	525	-18,6%
EDSB Karlsruhe/Baden-Baden	249	-12,6%	4.745	-11,0%
EDTL Lahr	22	-37,1%	623	3,7%
EDVE Braunschweig-Wolfsburg	180	-9,5%	4.111	-4,8%
EDVK Kassel-Calden	103	30,4%	1.912	17,8%
EDXW Sylt	198	4,8%	2.141	9,9%
ETNL Laage	256	47,1%	3.633	38,2%
ETSI Ingolstadt/Manching	73	-45,1%	2.285	-4,5%

\*The value is of limited conclusiveness (OLC).

Please note: The airport Magdeburg-Cochstedt (EDBC) is currently closed.

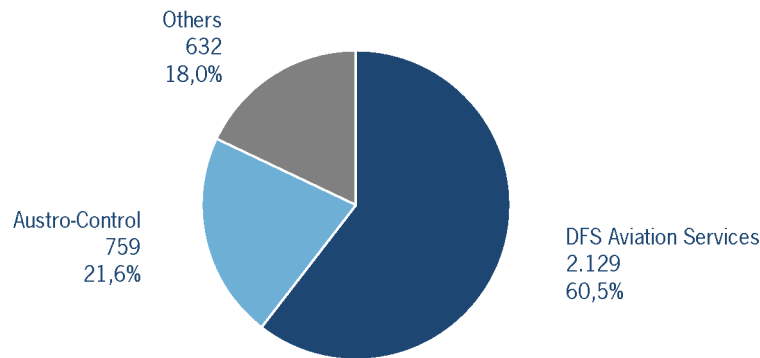
### IFR flights at regional German airports - in detail

IFR events (take-offs and landings) at the different regional towers in the Federal Republic of Germany with control zone and barely any PPR.



### IFR flights at regional German airports - air traffic service providers

Percentage of IFR events (take-offs and landings) at the regional towers in the Federal Republic of Germany differentiated between DFS Aviation Services, Austro Control and other providers.



DFS Aviation Services: Dortmund (EDLW), Frankfurt-Hahn (EDFH), Karlsruhe/Baden-Baden (EDSB), Lahr (EDTL), Magdeburg/Cochstedt (EDBC), Memmingen (EDJA), Mönchengladbach (EDLN), Niederrhein (EDLV), Paderborn/Lippstadt (EDLP)

Austro Control: Augsburg (EDMA), Braunschweig-Wolfsburg (EDVE), Friedrichshafen (EDNY), Heringsdorf (EDA), Hof-Plauen (EDQM), Kassel-Calden (EDVK), Lübeck-Blankensee (EDHL), Schwerin-Parchim (EDOP)

Others: Ingolstadt/Manching (ETSI), Laage (ETNL), Mannheim City (EDFM), Sylt (EDXW)



## ATFM Arrival Delay

(Data Source: NM statistics, DFS LIZ)

ATFM Arrival Delay with reference to the relevant airport, in minutes per IFR arrival.

*ATFM Arrival Delay:*

*sum of all arrival ATFM delay divided by the sum of all inbound flights for the particular traffic volume*

Airports		ATC Delay [min/arrival]	non ATC Delay [min/arrival]	
	All Airports	0,0465	0,8488	
EDDH	Hamburg	0,7537	2,5910	
EDDF	Frankfurt/Main	0	2,0176	
EDDL	Düsseldorf	0	1,0392	
EDDK	Köln/Bonn	0	0,4257	
EDDM	München	0	0,2583	
EDDS	Stuttgart	0	0,1324	
EDDT	Berlin-Tegel	0	0,0085	
EDDP	Leipzig/Halle	0	0,0067	

Please note: The ATFM delay data are provided by NM statistics. Due to internal distribution of the ATFM delay, data are modified by CC/FC and TWR/M. The inbound flight information is based on LIZ statistics.

All Airports means all international German airports: Berlin-Schönefeld (EDDB), Berlin-Tegel (EDDT), Bremen (EDDW), Dresden (EDDC), Düsseldorf (EDDL), Erfurt/Weimar (EDDE), Frankfurt/Main (EDDF), Hamburg (EDDH), Hannover (EDDV), Köln/Bonn (EDDK), Leipzig/Halle (EDDP), München (EDDM), Münster/Osnabrück (EDDG), Nürnberg (EDDN), Saarbrücken (EDDR), Stuttgart (EDDS)