



LIZ Bulletin

DFS Situation and Information Centre

Week 20

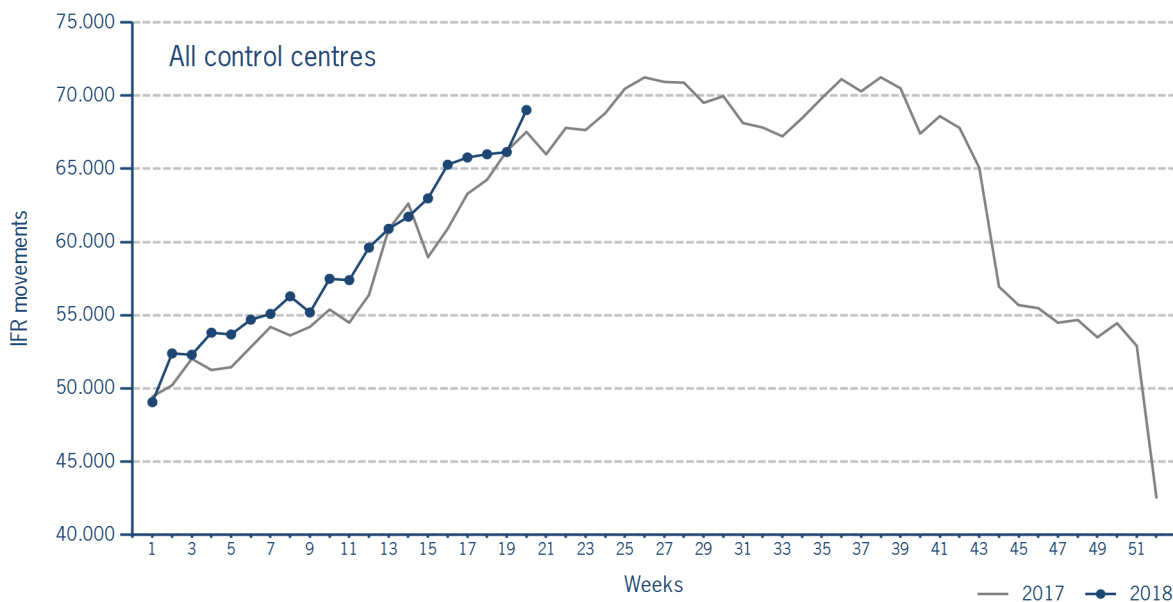
14 MAY 2018 - 20 MAY 2018

Version 24.05.2018

IFR flights in the Federal Republic of Germany

IFR movements (entries, exits, overflights and domestics) in all control sectors with a German designator.

	2018	2017	Trend
Week 20	69.022	67.529	2,2%
Cumulated Weeks	1.174.861	1.140.170	3,0%

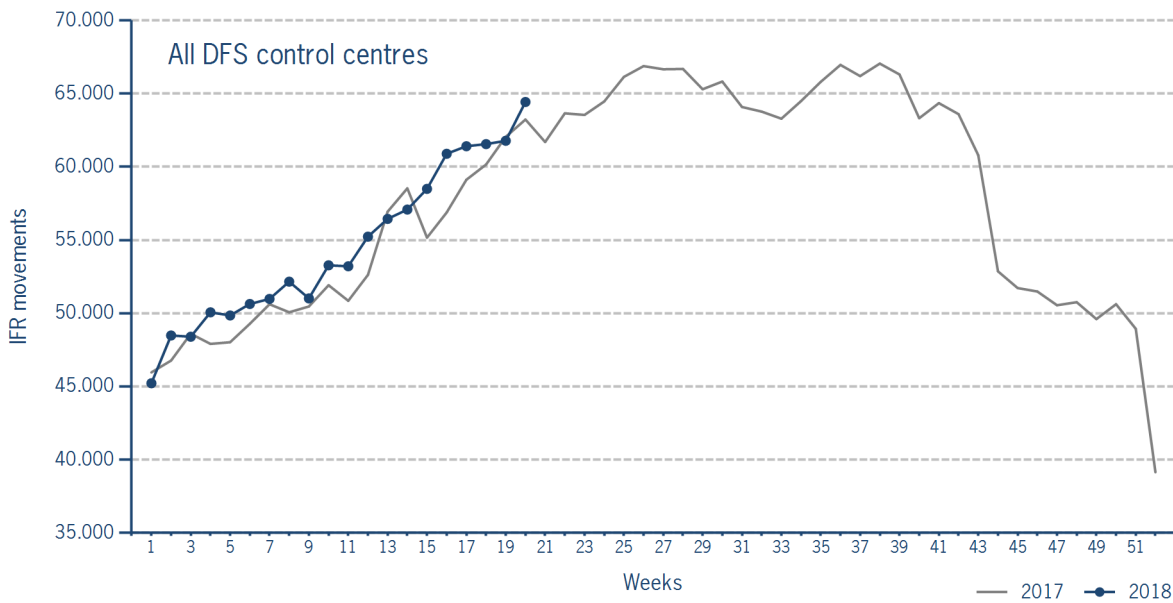


Please note: This count covers the traffic in the area build by all control sectors with a German designator („ED“), regardless of the service provider, including civil and military traffic in sectors controlled by DFS and Maastricht UAC (Maastricht-Hannover sectors). The area counted is composed of modular control sectors designed for ATC purposes with partly cross border structures and is therefore not identical to the political border of the Federal Republic of Germany or the national Flight Information Region (FIR).

IFR flights controlled by DFS

IFR movements (entries, exits, overflights and domestics) in control sectors controlled by DFS.

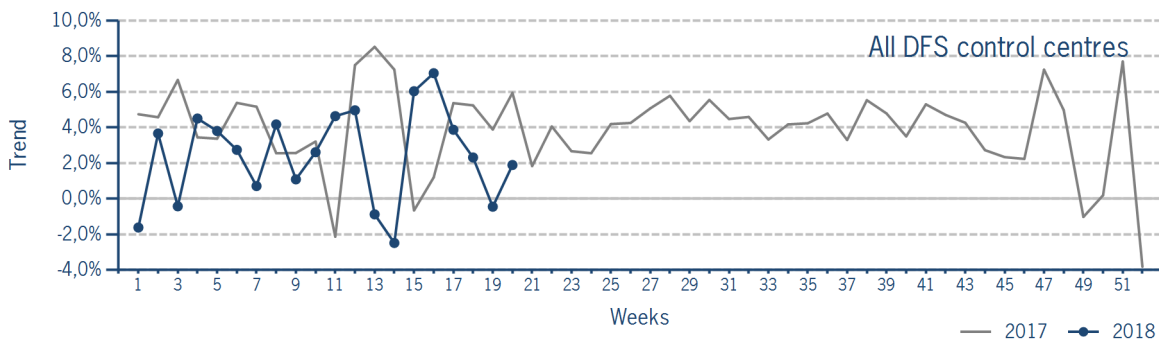
	2018	2017	Trend
Week 20	64.436	63.235	1,9%
Cumulated Weeks	1.090.596	1.065.126	2,4%



Please note: This count covers the traffic in the area build by control sectors of DFS control centres, including civil and military traffic. Traffic in Maastricht UAC (Maastricht-Hannover sectors) is not counted.

IFR flights controlled by DFS - trend

Trend in the number of IFR movements (entries, exits, overflights and domestics) in control sectors controlled by DFS.

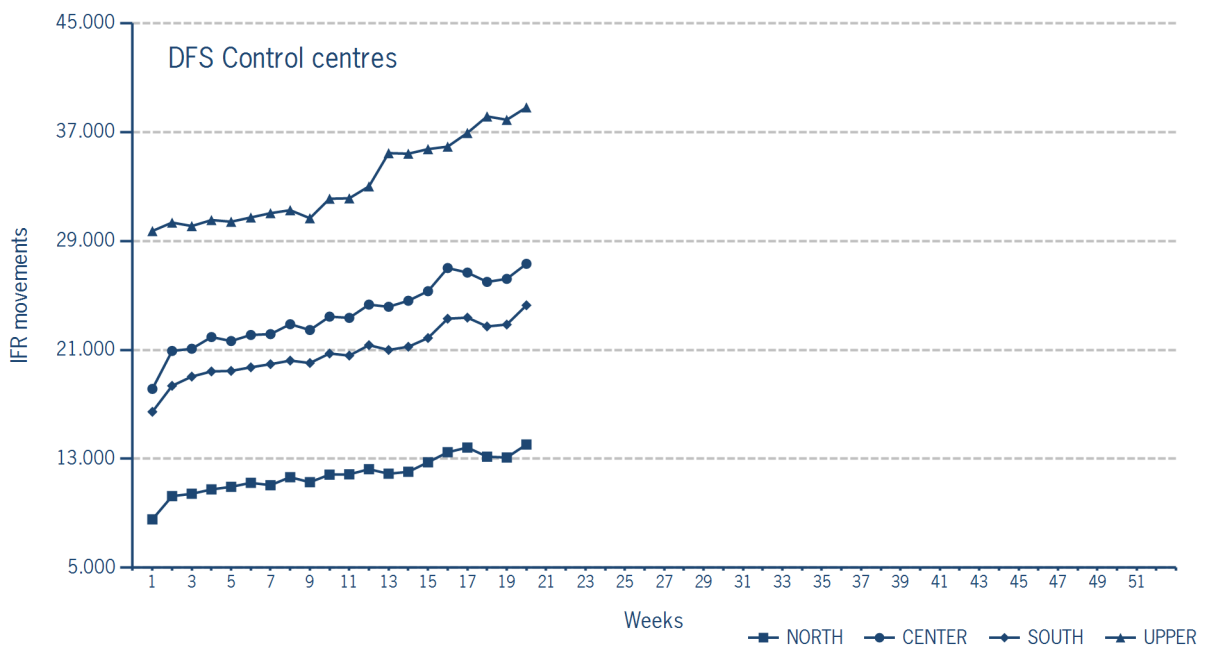


IFR flights controlled by DFS - in detail

IFR movements (entries, exits, overflights and domestics) controlled by DFS at the different control centres.

	NORTH	CENTER	SOUTH	UPPER
Week 20	14.051	27.324	24.279	38.812
Trend	-1,5%	2,0%	5,0%	0,7%
Cumulated Weeks	236.421	471.794	415.960	666.441
Trend	-2,1%	3,7%	3,4%	2,4%

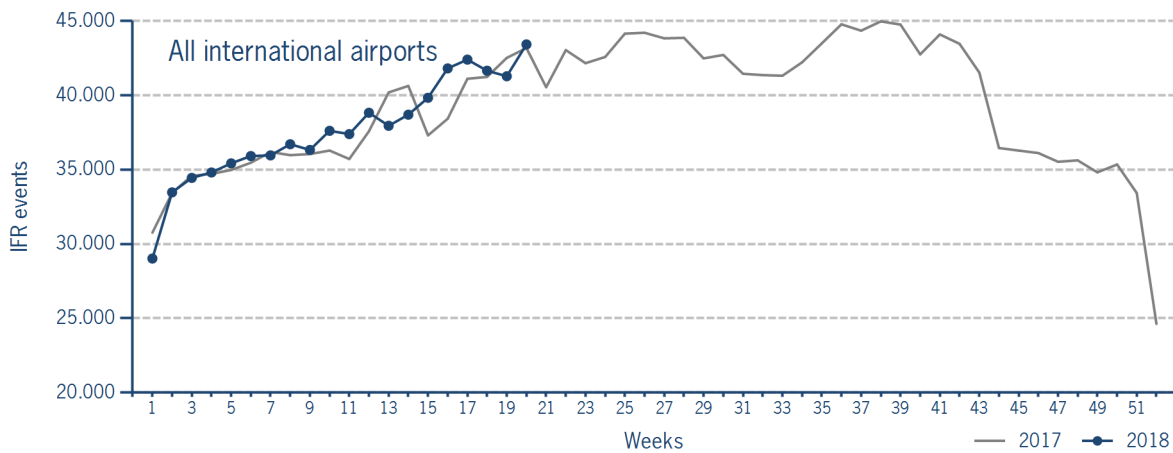
Please note: The trend numbers compare counts of the airspaces in their current configuration to the count of the same airspace in 2017.



IFR flights at international German airports

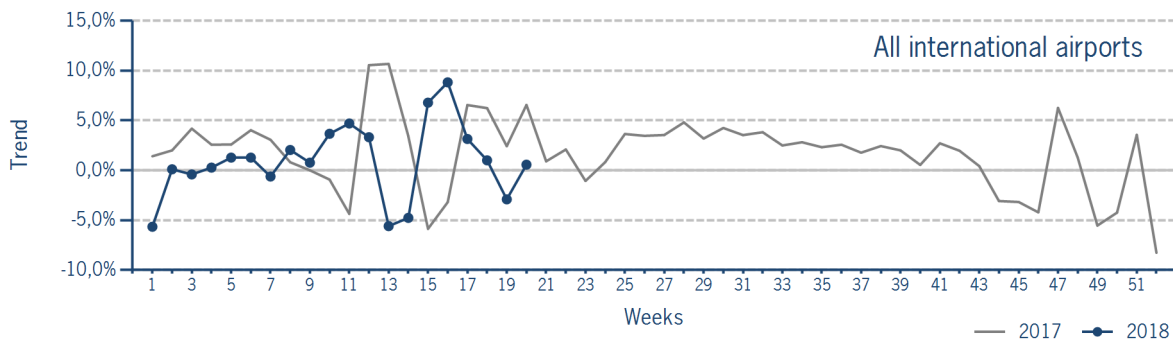
IFR events (take-offs and landings) at the international DFS towers in the Federal Republic of Germany.

	2018	2017	Trend
Week 20	43.428	43.183	0,6%
Cumulated Weeks	753.010	746.368	0,9%



IFR flights at international German airports - trend

Trend in the number of IFR events (take-offs and landings) at the international DFS towers in the Federal Republic of Germany.



IFR flights at international German airports - airport category

IFR events (take-offs and landings) at the international DFS towers in the Federal Republic of Germany differentiated by Hub Gateways (HUB), International Access Airports 1 (IAA1) and International Access Airports 2 (IAA2).

	HUB	IAA1	IAA2
Week 20	23.023	18.538	1.867
Trend	0,2%	1,1%	-1,0%
Cumulated Weeks	409.707	313.618	29.685
Trend	1,4%	0,5%	-1,8%

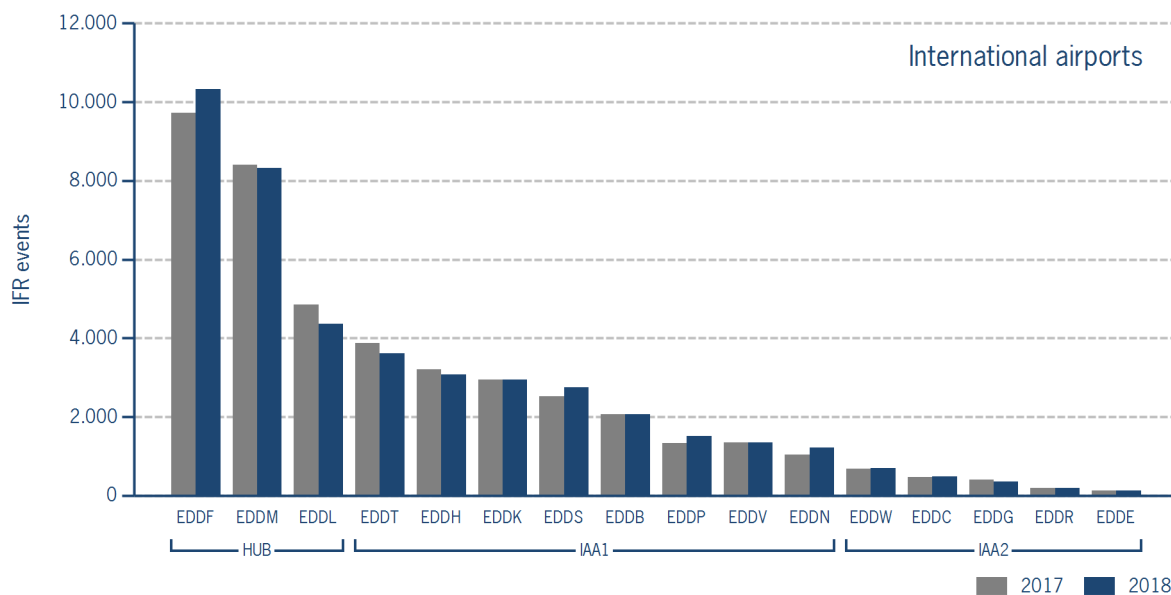
IFR flights at international German airports - in detail

IFR events (take-offs and landings) at the different international DFS towers in the Federal Republic of Germany.

		Week 20	Trend	Week 1 - 20	Trend
HUB					
EDDF	Frankfurt/Main	10.332	6,3%	185.468	7,8%
EDDL	Düsseldorf	4.371	-9,8%	75.239	-8,8%
EDDM	München	8.320	-1,0%	149.000	-0,3%

		Week 20	Trend	Week 1 - 20	Trend
IAA1					
EDDB	Berlin-Schönefeld	2.072	0,4%	37.261	-0,1%
EDDH	Hamburg	3.073	-4,1%	53.353	-5,0%
EDDK	Köln/Bonn	2.952	0,2%	49.464	1,4%
EDDN	Nürnberg	1.214	16,2%	18.679	2,0%
EDDP	Leipzig/Halle	1.505	13,2%	26.488	15,5%
EDDS	Stuttgart	2.755	9,3%	44.414	8,2%
EDDT	Berlin-Tegel	3.610	-7,0%	61.947	-6,4%
EDDV	Hannover	1.357	1,1%	22.012	2,7%

		Week 20	Trend	Week 1 - 20	Trend
IAA2					
EDDC	Dresden	485	3,0%	7.699	-7,5%
EDDE	Erfurt/Weimar	130	0,8%	1.661	-9,7%
EDDG	Münster/Osnabrück	357	-12,7%	6.288	2,2%
EDDR	Saarbrücken	200	4,7%	3.121	-0,4%
EDDW	Bremen	695	1,5%	10.916	1,2%



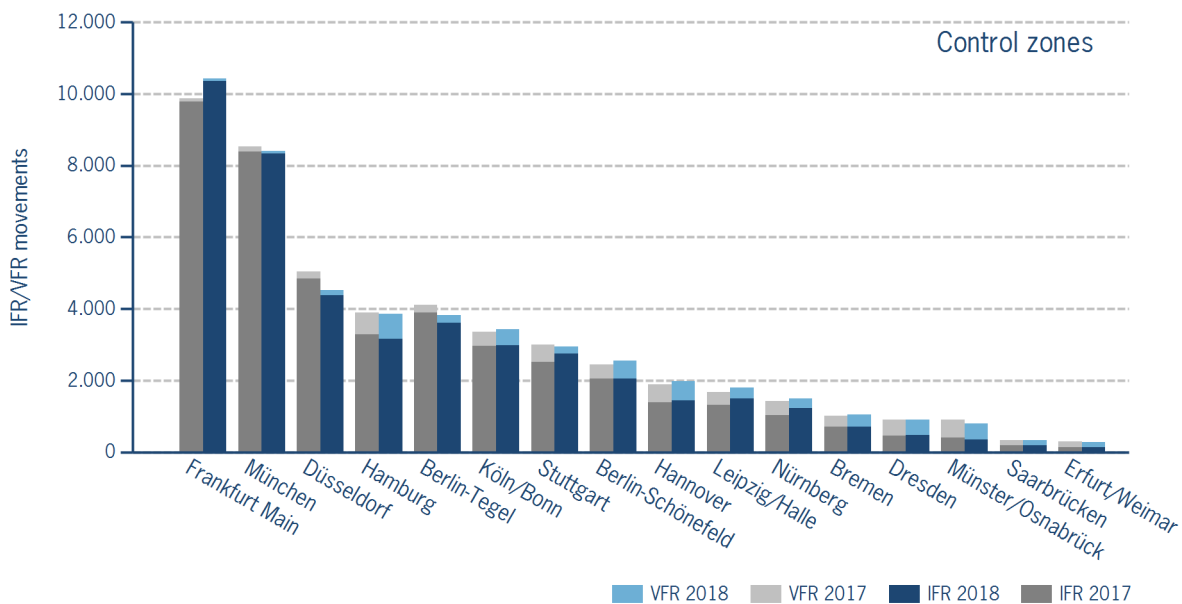
IFR/VFR flights in control zones of DFS towers

IFR/VFR movements (entries, exits, overflights and domestics) at the different control zones of international DFS towers.

	Week 20	Trend	Week 1 - 20	Trend
Berlin-Schönefeld	2.551	4,1%	42.737	2,7%
Berlin-Tegel	3.827	-7,0%	65.368	-5,8%
Bremen	1.043	3,9%	15.775	1,8%
Dresden	913	0,8%	12.729	1,6%
Düsseldorf	4.522	-10,4%	77.933	-8,8%
Erfurt/Weimar	277	-7,0%	4.232	2,8%
Frankfurt Main	10.430	5,7%	187.194	7,8%
Hamburg	3.859	-0,9%	62.860	-3,9%
Hannover	1.988	5,3%	29.876	4,0%
Köln/Bonn	3.426	2,2%	55.467	1,1%
Leipzig/Halle	1.809	8,0%	31.969	13,5%
München	8.410	-1,4%	151.147	-0,2%
Münster/Osnabrück	805	-10,3%	13.274	7,1%
Nürnberg	1.493	4,9%	23.673	3,2%
Saarbrücken	329	0,6%	5.002	-4,0%
Stuttgart	2.953	-1,6%	50.249	6,3%

Additional information:

Münster reported 114 glider movements for the current week, i.e. 464 glider movements for the cumulated year.



IFR flights at regional German airports - in detail

IFR events (take-offs and landings) at the different regional towers in the Federal Republic of Germany with control zone and barely any PPR.

	2018	2017	Trend
Week 20	3.693	3.434	7,5%
Cumulated Weeks	59.771	56.957	4,9%

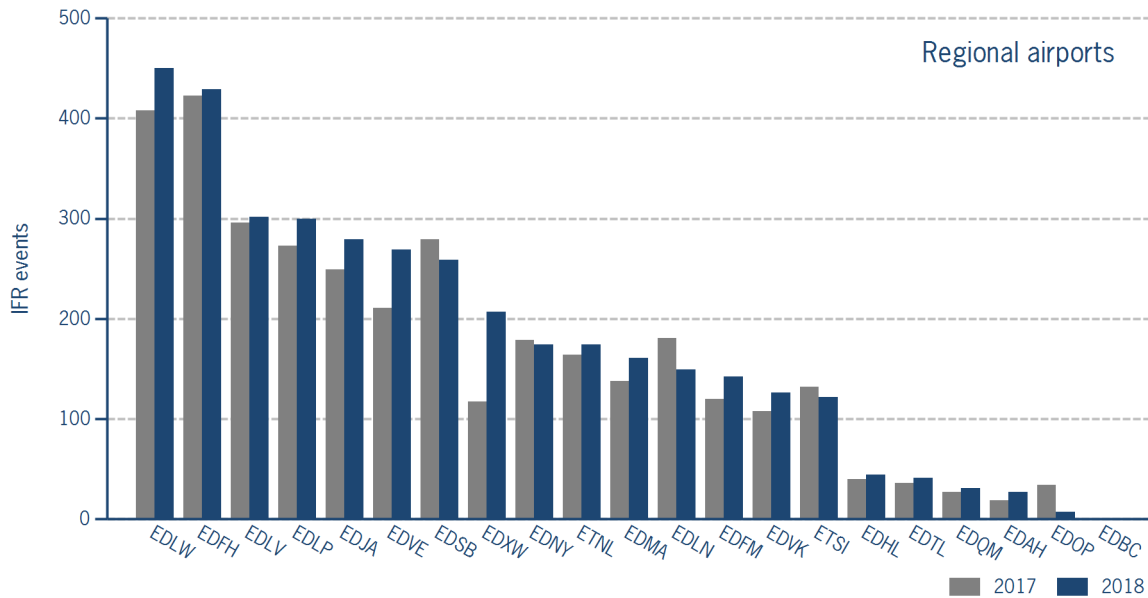
	Week 20	Trend	Week 1 - 20	Trend
EDAH Heringsdorf	27	42,1%	218	1,4%
EDBC Magdeburg/Cochstedt	0	N/A	1	-50,0%
EDFH Frankfurt-Hahn	429	1,4%	7.570	1,6%
EDFM Mannheim City	142	18,3%	2.415	-1,7%
EDHL Lübeck-Blankensee	44	10,0%	740	15,3%
EDJA Memmingen	279	12,0%	4.778	16,9%
EDLN Mönchengladbach	149	-17,7%	2.503	13,6%
EDLP Paderborn/Lippstadt	300	9,9%	4.446	6,4%
EDLV Niederrhein	302	2,0%	4.489	10,6%
EDLW Dortmund	450	10,3%	8.029	11,1%
EDMA Augsburg	161	16,7%	2.600	1,6%
EDNY Friedrichshafen	174	-2,8%	3.923	-6,0%
EDOP Schwerin-Parchim	7	-79,4%	239	-35,9%
EDQM Hof-Plauen	31	14,8%	468	-18,8%
EDSB Karlsruhe/Baden-Baden	259	-7,2%	4.214	-11,3%
EDTL Lahr	41	13,9%	572	4,4%
EDVE Braunschweig-Wolfsburg	269	27,5%	3.769	-4,4%
EDVK Kassel-Calden	126	16,7%	1.704	15,7%
EDXW Sylt	207	76,9%	1.750	11,9%
ETNL Laage	174	6,1%	3.226	40,7%
ETSI Ingolstadt/Manching	122	-7,6%	2.117	-2,9%

*The value is of limited conclusiveness (OLC).

Please note: The airport Magdeburg-Cochstedt (EDBC) is currently closed.

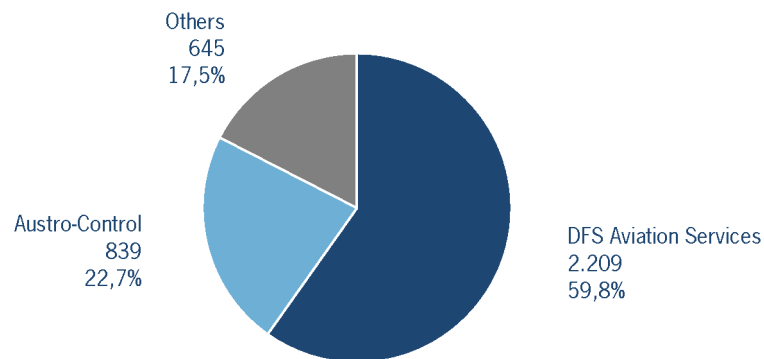
IFR flights at regional German airports - in detail

IFR events (take-offs and landings) at the different regional towers in the Federal Republic of Germany with control zone and barely any PPR.



IFR flights at regional German airports - air traffic service providers

Percentage of IFR events (take-offs and landings) at the regional towers in the Federal Republic of Germany differentiated between DFS Aviation Services, Austro Control and other providers.



DFS Aviation Services: Dortmund (EDLW), Frankfurt-Hahn (EDFH), Karlsruhe/Baden-Baden (EDSB), Lahr (EDTL), Magdeburg/Cochstedt (EDBC), Memmingen (EDJA), Mönchengladbach (EDLN), Niederrhein (EDLV), Paderborn/Lippstadt (EDLP)

Austro Control: Augsburg (EDMA), Braunschweig-Wolfsburg (EDVE), Friedrichshafen (EDNY), Heringsdorf (EDAH), Hof-Plauen (EDQM), Kassel-Calden (EDVK), Lübeck-Blankensee (EDHL), Schwerin-Parchim (EDOP)

Others: Ingolstadt/Manching (ETSI), Laage (ETNL), Mannheim City (EDFM), Sylt (EDXW)










ATFM Arrival Delay

(Data Source: NM statistics, DFS LIZ)

ATFM Arrival Delay with reference to the relevant airport, in minutes per IFR arrival.

ATFM Arrival Delay:

sum of all arrival ATFM delay divided by the sum of all inbound flights for the particular traffic volume

Airports		ATC Delay [min/arrival]	non ATC Delay [min/arrival]	
	All Airports	0	1,4283	
EDDF	Frankfurt/Main	0	3,8878	
EDDM	München	0	1,6636	
EDDW	Bremen	0	1,1449	
EDDH	Hamburg	0	0,8948	
EDDS	Stuttgart	0	0,8351	
EDDK	Köln/Bonn	0	0,3318	
EDDL	Düsseldorf	0	0,2143	
EDDP	Leipzig/Halle	0	0,1757	

Please note: The ATFM delay data are provided by NM statistics. Due to internal distribution of the ATFM delay, data are modified by CC/FC and TWR/M. The inbound flight information is based on LIZ statistics.

All Airports means all international German airports: Berlin-Schönefeld (EDDB), Berlin-Tegel (EDDT), Bremen (EDDW), Dresden (EDDC), Düsseldorf (EDDL), Erfurt/Weimar (EDDE), Frankfurt/Main (EDDF), Hamburg (EDDH), Hannover (EDDV), Köln/Bonn (EDDK), Leipzig/Halle (EDDP), München (EDDM), Münster/Osnabrück (EDDG), Nürnberg (EDDN), Saarbrücken (EDDR), Stuttgart (EDDS)