



# LIZ Bulletin

DFS Situation and Information Centre

Week 19

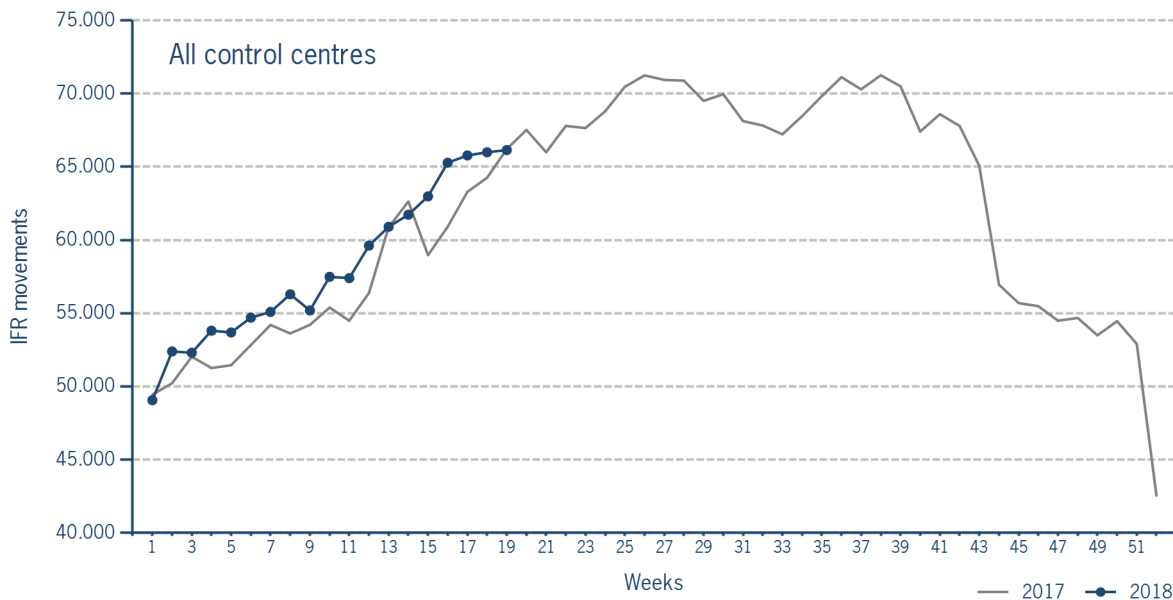
7 MAY 2018 - 13 MAY 2018

Version 15.05.2018

## IFR flights in the Federal Republic of Germany

IFR movements (entries, exits, overflights and domestics) in all control sectors with a German designator.

	2018	2017	Trend
Week 19	66.149	66.217	-0,1%
Cumulated Weeks	1.105.839	1.072.641	3,1%

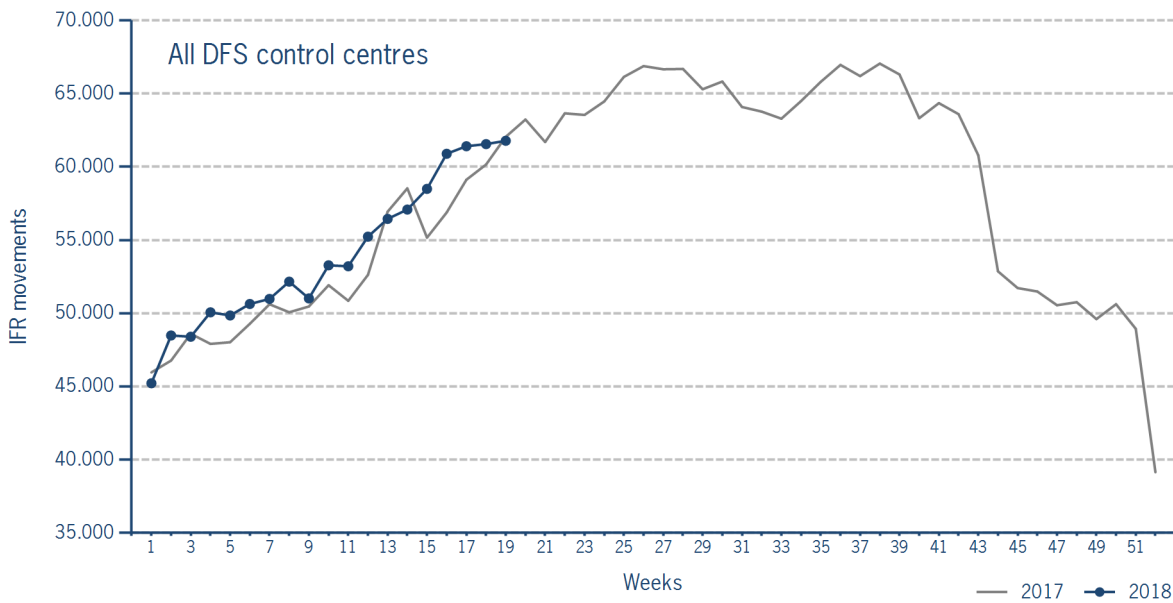


Please note: This count covers the traffic in the area build by all control sectors with a German designator („ED“), regardless of the service provider, including civil and military traffic in sectors controlled by DFS and Maastricht UAC (Maastricht-Hannover sectors). The area counted is composed of modular control sectors designed for ATC purposes with partly cross border structures and is therefore not identical to the political border of the Federal Republic of Germany or the national Flight Information Region (FIR).

## IFR flights controlled by DFS

IFR movements (entries, exits, overflights and domestics) in control sectors controlled by DFS.

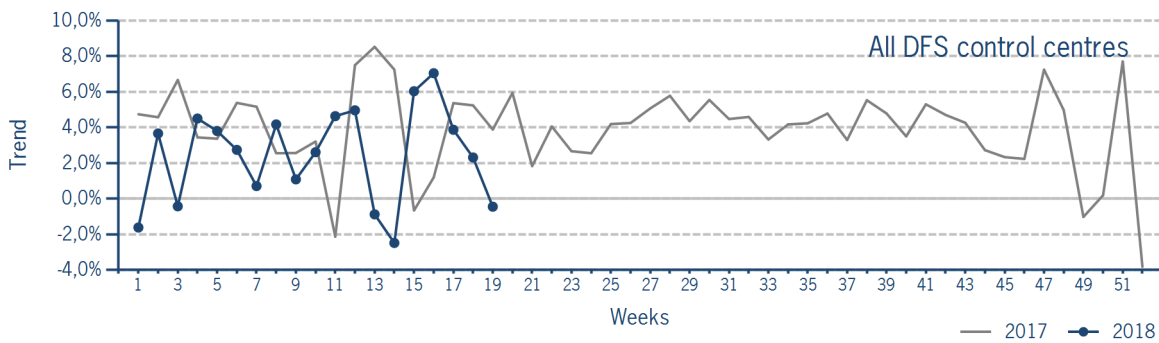
	2018	2017	Trend
<b>Week 19</b>	61.783	62.056	-0,4%
<b>Cumulated Weeks</b>	1.026.160	1.001.891	2,4%



Please note: This count covers the traffic in the area build by control sectors of DFS control centres, including civil and military traffic. Traffic in Maastricht UAC (Maastricht-Hannover sectors) is not counted.

## IFR flights controlled by DFS - trend

Trend in the number of IFR movements (entries, exits, overflights and domestics) in control sectors controlled by DFS.

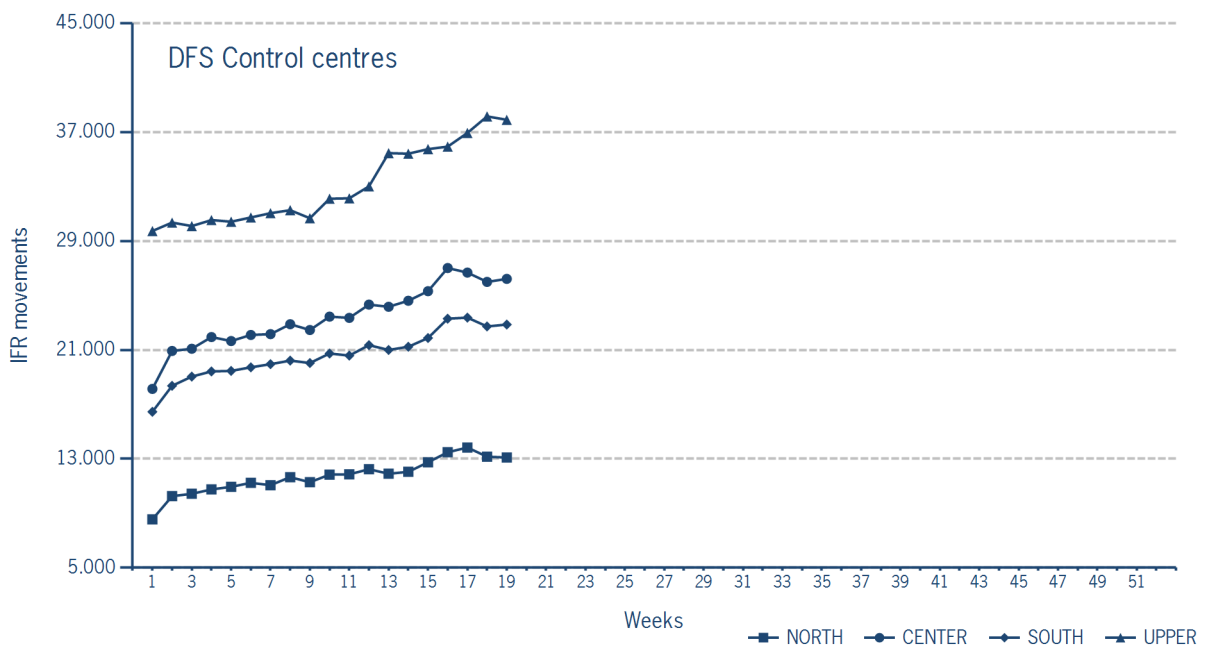


### IFR flights controlled by DFS - in detail

IFR movements (entries, exits, overflights and domestics) controlled by DFS at the different control centres.

	NORTH	CENTER	SOUTH	UPPER
<b>Week 19</b>	13.095	26.216	22.863	37.901
<b>Trend</b>	-5,4%	0,1%	0,5%	-0,7%
<b>Cumulated Weeks</b>	222.370	444.470	391.681	627.629
<b>Trend</b>	-2,1%	3,8%	3,3%	2,5%

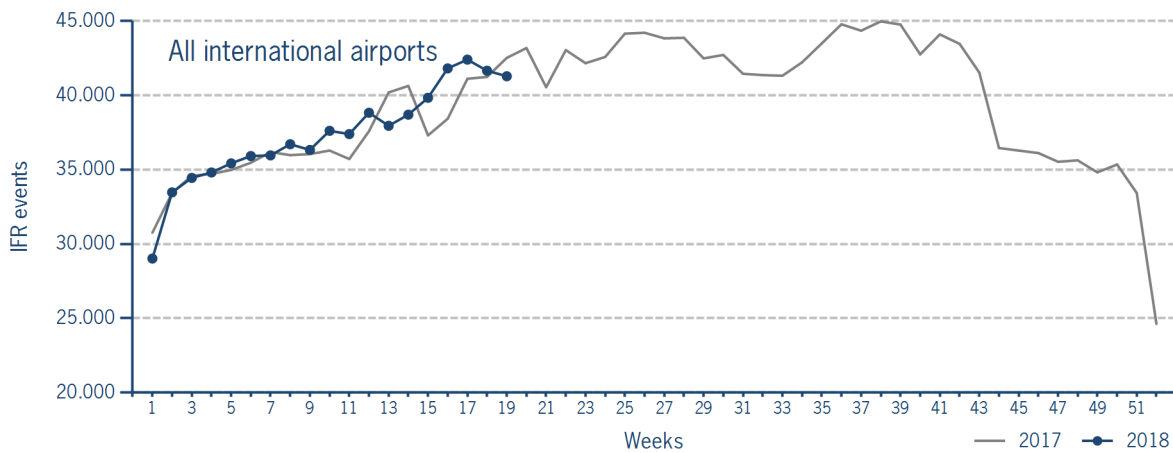
Please note: The trend numbers compare counts of the airspaces in their current configuration to the count of the same airspace in 2017.



### IFR flights at international German airports

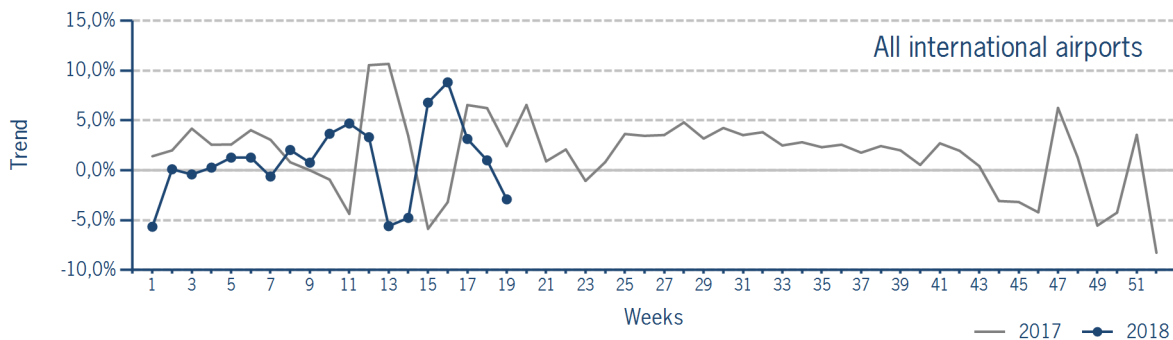
IFR events (take-offs and landings) at the international DFS towers in the Federal Republic of Germany.

	2018	2017	Trend
<b>Week 19</b>	41.286	42.521	-2,9%
<b>Cumulated Weeks</b>	709.582	703.185	0,9%



### IFR flights at international German airports - trend

Trend in the number of IFR events (take-offs and landings) at the international DFS towers in the Federal Republic of Germany.



### IFR flights at international German airports - airport category

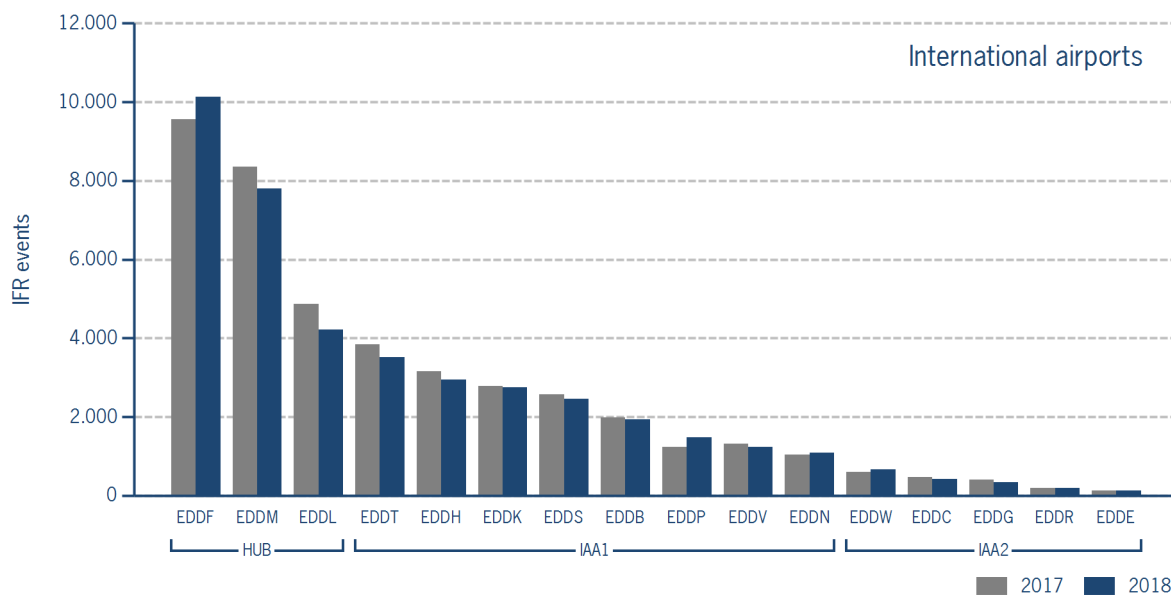
IFR events (take-offs and landings) at the international DFS towers in the Federal Republic of Germany differentiated by Hub Gateways (HUB), International Access Airports 1 (IAA1) and International Access Airports 2 (IAA2).

	HUB	IAA1	IAA2
<b>Week 19</b>	22.145	17.386	1.755
<b>Trend</b>	-2,8%	-3,0%	-2,3%
<b>Cumulated Weeks</b>	386.684	295.080	27.818
<b>Trend</b>	1,5%	0,4%	-1,9%

**IFR flights at international German airports - in detail**

IFR events (take-offs and landings) at the different international DFS towers in the Federal Republic of Germany.

		Week 19	Trend	Week 1 - 19	Trend
<b>HUB</b>					
EDDF	Frankfurt/Main	10.128	5,9%	175.136	7,9%
EDDL	Düsseldorf	4.215	-13,4%	70.868	-8,7%
EDDM	München	7.802	-6,7%	140.680	-0,3%
<b>IAA1</b>					
EDDB	Berlin-Schönefeld	1.931	-2,5%	35.189	-0,1%
EDDH	Hamburg	2.948	-6,7%	50.280	-5,1%
EDDK	Köln/Bonn	2.756	-0,9%	46.512	1,5%
EDDN	Nürnberg	1.085	3,5%	17.465	1,1%
EDDP	Leipzig/Halle	1.475	20,1%	24.983	15,7%
EDDS	Stuttgart	2.453	-4,6%	41.659	8,1%
EDDT	Berlin-Tegel	3.509	-8,7%	58.337	-6,4%
EDDV	Hannover	1.229	-6,8%	20.655	2,8%
<b>IAA2</b>					
EDDC	Dresden	426	-7,8%	7.214	-8,1%
EDDE	Erfurt/Weimar	125	-0,8%	1.531	-10,5%
EDDG	Münster/Osnabrück	347	-13,7%	5.931	3,2%
EDDR	Saarbrücken	191	-4,0%	2.921	-0,7%
EDDW	Bremen	666	9,5%	10.221	1,2%



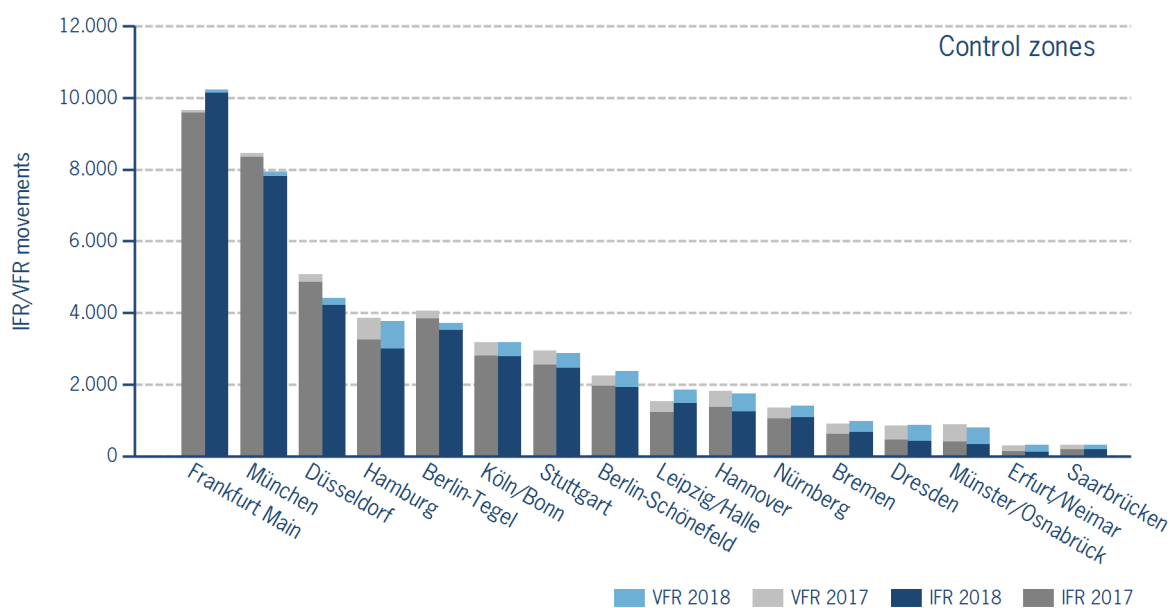
### IFR/VFR flights in control zones of DFS towers

IFR/VFR movements (entries, exits, overflights and domestics) at the different control zones of international DFS towers.

	Week 19	Trend	Week 1 - 19	Trend
Berlin-Schönefeld	2.371	5,8%	40.186	2,6%
Berlin-Tegel	3.719	-8,2%	61.541	-5,7%
Bremen	982	8,3%	14.732	1,7%
Dresden	871	3,3%	11.816	1,7%
Düsseldorf	4.410	-13,1%	73.411	-8,7%
Erfurt/Weimar	315	7,9%	3.955	3,5%
Frankfurt Main	10.229	5,8%	176.764	7,9%
Hamburg	3.767	-2,6%	59.001	-4,1%
Hannover	1.739	-4,3%	27.888	3,9%
Köln/Bonn	3.175	0,0%	52.041	1,0%
Leipzig/Halle	1.862	21,1%	30.160	13,8%
München	7.936	-6,2%	142.737	-0,2%
Münster/Osnabrück	791	-10,5%	12.469	8,5%
Nürnberg	1.411	4,9%	22.180	3,1%
Saarbrücken	313	1,3%	4.673	-4,3%
Stuttgart	2.873	-2,7%	47.296	6,9%

Additional information:

Münster reported 98 glider movements for the current week, i.e. 350 glider movements for the cumulated year.



### IFR flights at regional German airports - in detail

IFR events (take-offs and landings) at the different regional towers in the Federal Republic of Germany with control zone and barely any PPR.

	2018	2017	Trend
<b>Week 19</b>	3.268	3.285	-0,5%
<b>Cumulated Weeks</b>	56.078	53.523	4,8%

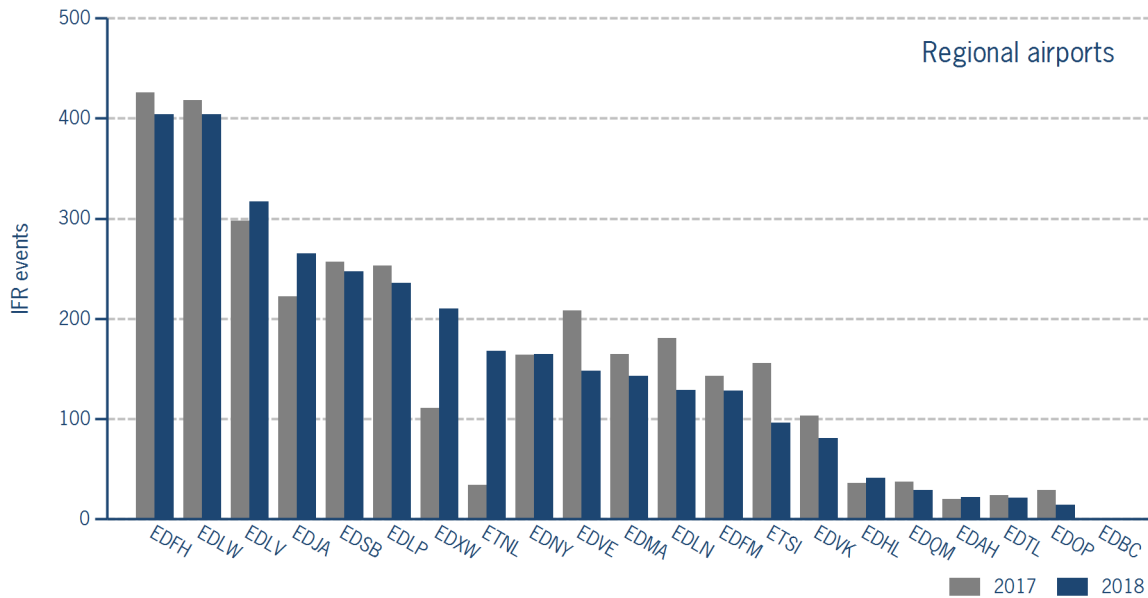
	Week 19	Trend	Week 1 - 19	Trend
EDAH Heringsdorf	22	10,0%	191	-2,6%
EDBC Magdeburg/Cochstedt	0	N/A	1	-50,0%
EDFH Frankfurt-Hahn	404	-5,2%	7.141	1,6%
EDFM Mannheim City	128	-10,5%	2.273	-2,7%
EDHL Lübeck-Blankensee	41	13,9%	696	15,6%
EDJA Memmingen	265	19,4%	4.499	17,2%
EDLN Mönchengladbach	129	-28,7%	2.354	16,4%
EDLP Paderborn/Lippstadt	236	-6,7%	4.146	6,1%
EDLV Niederrhein	317	6,4%	4.187	11,2%
EDLW Dortmund	404	-3,3%	7.579	11,2%
EDMA Augsburg	143	-13,3%	2.439	0,7%
EDNY Friedrichshafen	165	0,6%	3.749	-6,2%
EDOP Schwerin-Parchim	14	-51,7%	232	-31,6%
EDQM Hof-Plauen	29	-21,6%	437	-20,4%
EDSB Karlsruhe/Baden-Baden	247	-3,9%	3.955	-11,6%
EDTL Lahr	21	-12,5%	531	3,7%
EDVE Braunschweig-Wolfsburg	148	-28,8%	3.500	-6,2%
EDVK Kassel-Calden	81	-21,4%	1.578	15,6%
EDXW Sylt	210	89,2%	1.543	6,6%
ETNL Laage	168	OLC*	3.052	43,4%
ETSI Ingolstadt/Manching	96	-38,5%	1.995	-2,6%

\*The value is of limited conclusiveness (OLC).

Please note: The airport Magdeburg-Cochstedt (EDBC) is currently closed.

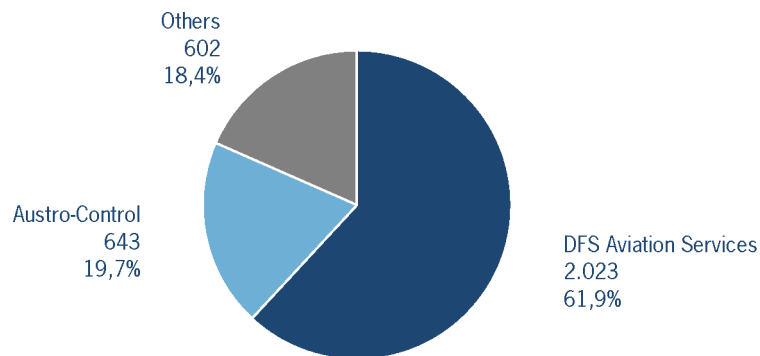
### IFR flights at regional German airports - in detail

IFR events (take-offs and landings) at the different regional towers in the Federal Republic of Germany with control zone and barely any PPR.



### IFR flights at regional German airports - air traffic service providers

Percentage of IFR events (take-offs and landings) at the regional towers in the Federal Republic of Germany differentiated between DFS Aviation Services, Austro Control and other providers.



DFS Aviation Services: Dortmund (EDLW), Frankfurt-Hahn (EDFH), Karlsruhe/Baden-Baden (EDSB), Lahr (EDTL), Magdeburg/Cochstedt (EDBC), Memmingen (EDJA), Mönchengladbach (EDLN), Niederrhein (EDLV), Paderborn/Lippstadt (EDLP)

Austro Control: Augsburg (EDMA), Braunschweig-Wolfsburg (EDVE), Friedrichshafen (EDNY), Heringsdorf (EDAH), Hof-Plauen (EDQM), Kassel-Calden (EDVK), Lübeck-Blankensee (EDHL), Schwerin-Parchim (EDOP)

Others: Ingolstadt/Manching (ETSI), Laage (ETNL), Mannheim City (EDFM), Sylt (EDXW)



## ATFM Arrival Delay

(Data Source: NM statistics, DFS LIZ)

ATFM Arrival Delay with reference to the relevant airport, in minutes per IFR arrival.

*ATFM Arrival Delay:*

*sum of all arrival ATFM delay divided by the sum of all inbound flights for the particular traffic volume*

Airports		ATC Delay [min/arrival]	non ATC Delay [min/arrival]	
	All Airports	0,0066	0,9860	
EDDF	Frankfurt/Main	0	2,2242	
EDDM	München	0	1,7019	
EDDT	Berlin-Tegel	0	0,5906	
EDDH	Hamburg	0,0928	0,2552	
EDDL	Düsseldorf	0	0,3430	
EDDK	Köln/Bonn	0	0,1844	
EDDS	Stuttgart	0	0,0651	

Please note: The ATFM delay data are provided by NM statistics. Due to internal distribution of the ATFM delay, data are modified by CC/FC and TWR/M. The inbound flight information is based on LIZ statistics.

All Airports means all international German airports: Berlin-Schönefeld (EDDB), Berlin-Tegel (EDDT), Bremen (EDDW), Dresden (EDDC), Düsseldorf (EDDL), Erfurt/Weimar (EDDE), Frankfurt/Main (EDDF), Hamburg (EDDH), Hannover (EDDV), Köln/Bonn (EDDK), Leipzig/Halle (EDDP), München (EDDM), Münster/Osnabrück (EDDG), Nürnberg (EDDN), Saarbrücken (EDDR), Stuttgart (EDDS)