



LIZ Bulletin

DFS Situation and Information Centre

Week 18

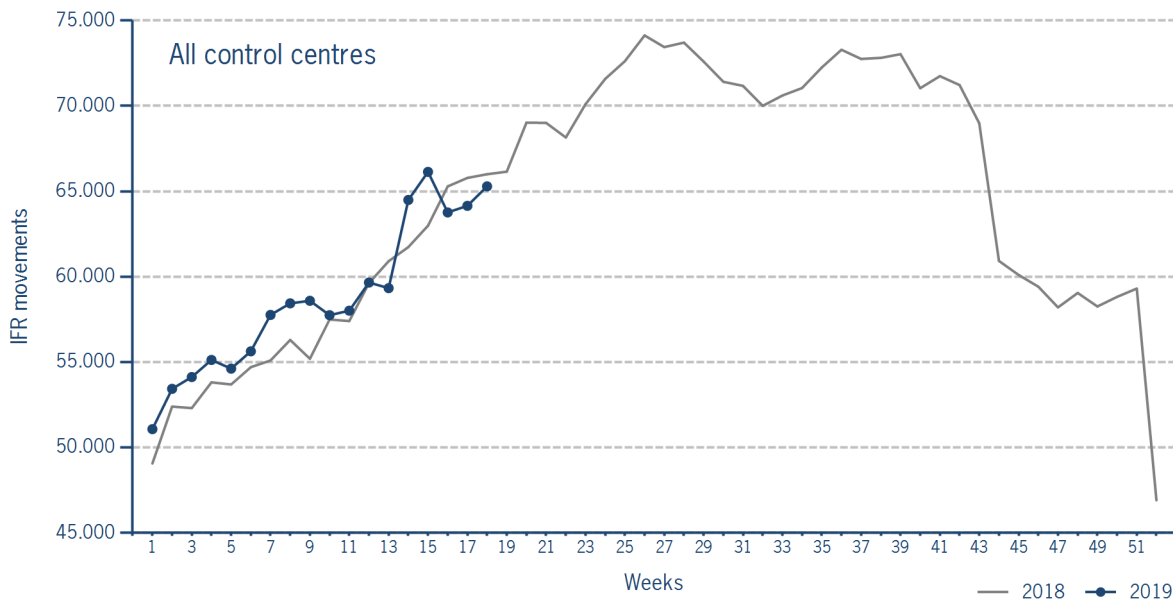
29 APR 2019 - 5 MAY 2019

Version 08.05.2019

IFR flights in the Federal Republic of Germany

IFR movements (entries, exits, overflights and domestics) in all control sectors with a German designator.

	2019	2018	Trend
Week 18	65.288	65.998	-1,1%
Cumulated Weeks	1.057.297	1.039.690	1,7%

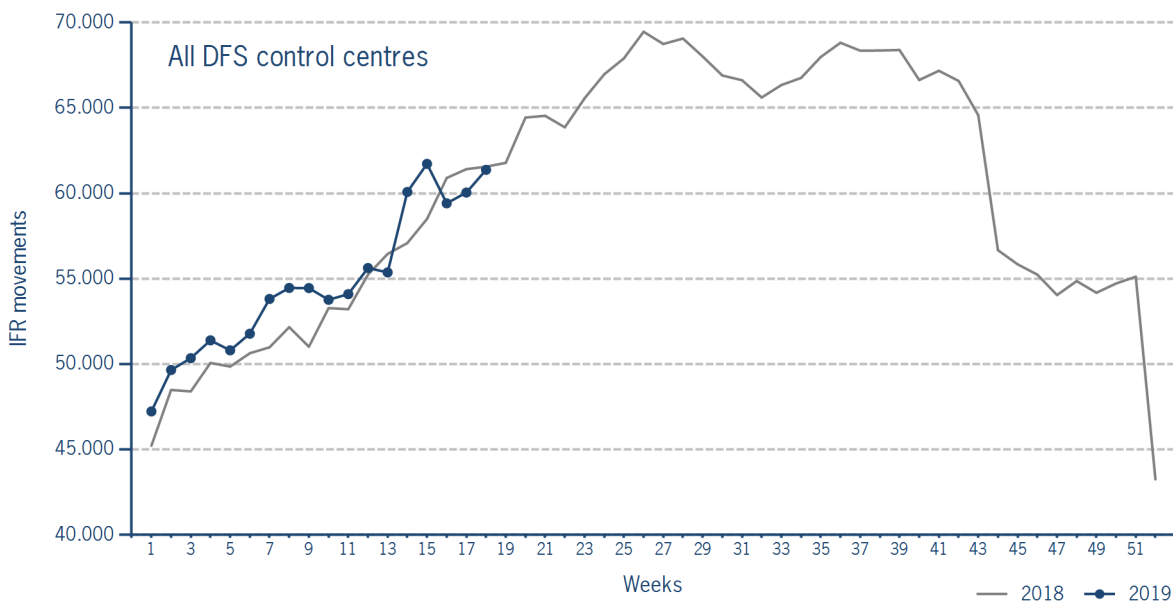


Please note: This count covers the traffic in the area build by all control sectors with a German designator („ED“), regardless of the service provider, including civil and military traffic in sectors controlled by DFS and Maastricht UAC (Maastricht-Hannover sectors). The area counted is composed of modular control sectors designed for ATC purposes with partly cross border structures and is therefore not identical to the political border of the Federal Republic of Germany or the national Flight Information Region (FIR).

IFR flights controlled by DFS

IFR movements (entries, exits, overflights and domestics) in control sectors controlled by DFS.

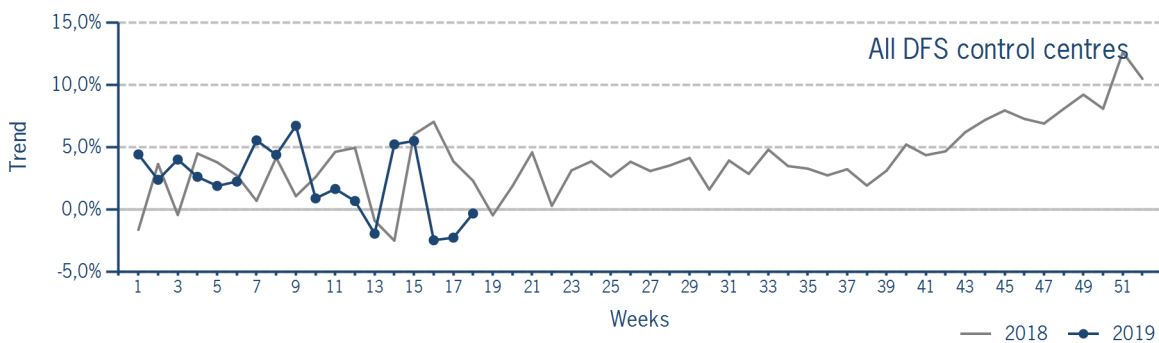
	2019	2018	Trend
Week 18	61.374	61.557	-0,3%
Cumulated Weeks	985.346	964.377	2,2%



Please note: This count covers the traffic in the area build by control sectors of DFS control centres, including civil and military traffic. Traffic in Maastricht UAC (Maastricht-Hannover sectors) is not counted.

IFR flights controlled by DFS - trend

Trend in the number of IFR movements (entries, exits, overflights and domestics) in control sectors controlled by DFS.

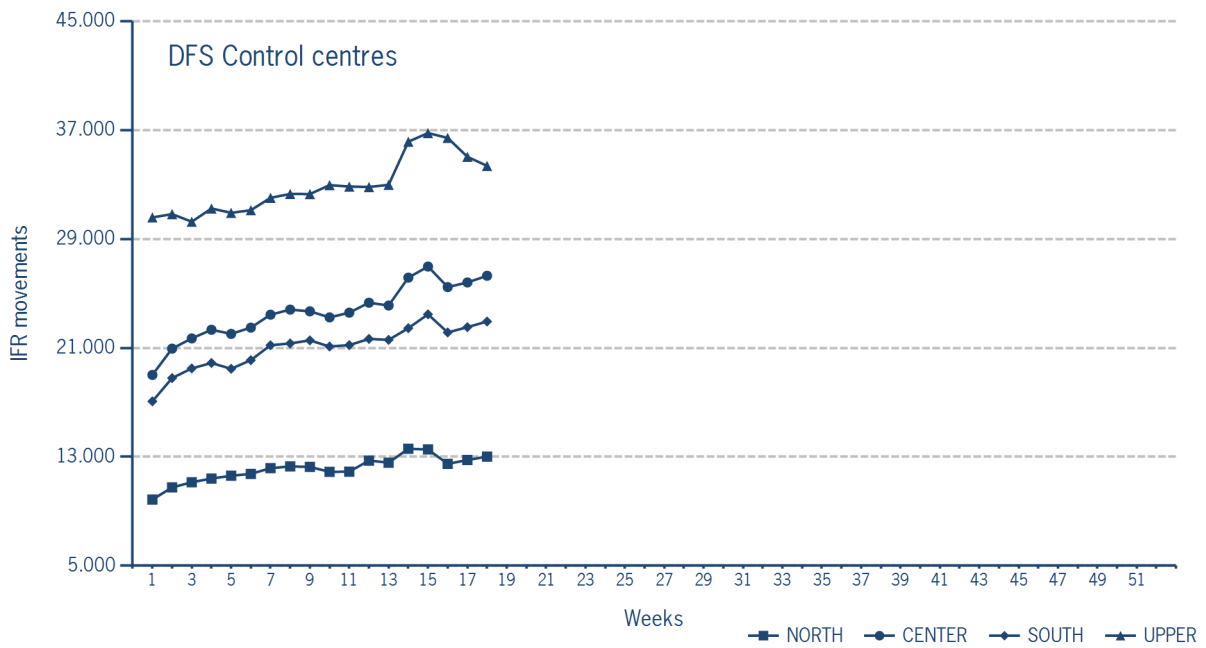


IFR flights controlled by DFS - in detail

IFR movements (entries, exits, overflights and domestics) controlled by DFS at the different control centres.

	NORTH	CENTER	SOUTH	UPPER
Week 18	13.019	26.300	22.940	34.368
Trend	-1,0%	1,2%	1,0%	-9,9%
Cumulated Weeks	217.739	425.433	377.973	591.954
Trend	4,0%	1,7%	2,5%	0,4%

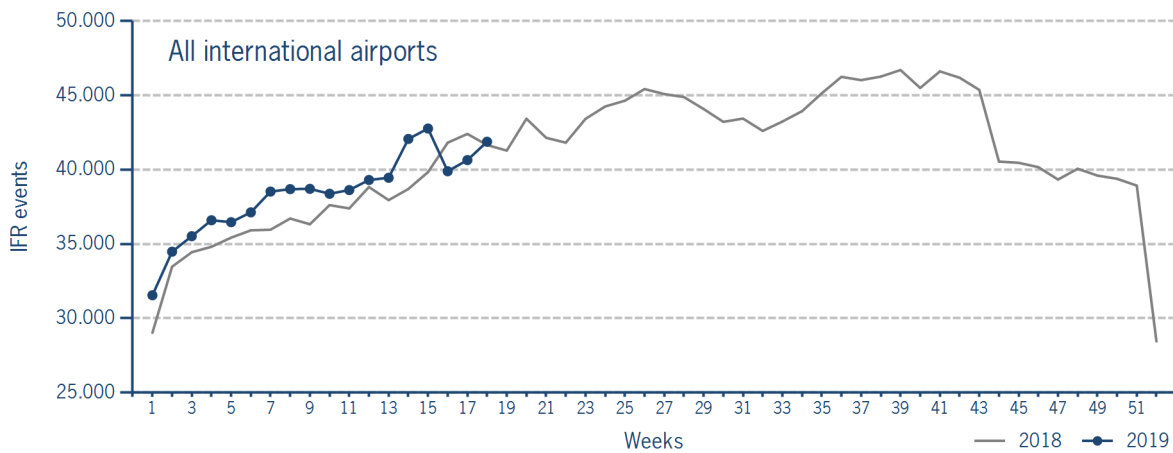
Please note: The trend numbers compare counts of the airspaces in their current configuration to the count of the same airspace in 2018.



IFR flights at international German airports

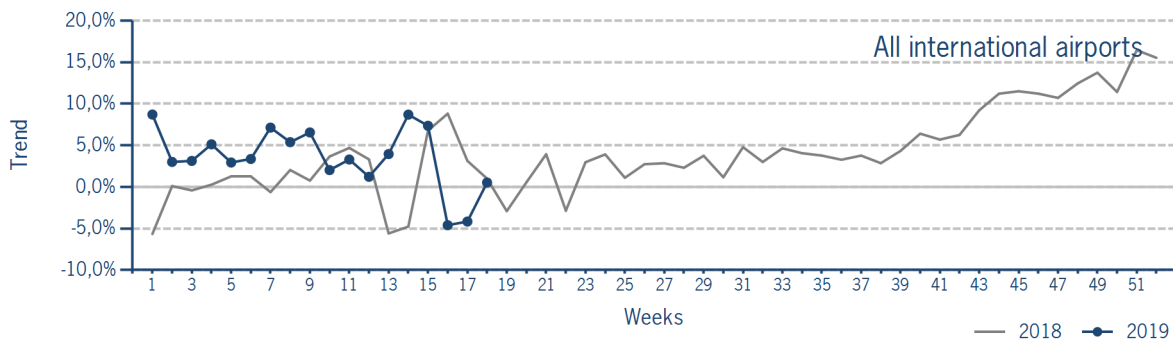
IFR events (take-offs and landings) at the international DFS towers in the Federal Republic of Germany.

	2019	2018	Trend
Week 18	41.879	41.656	0,5%
Cumulated Weeks	690.694	668.296	3,4%



IFR flights at international German airports - trend

Trend in the number of IFR events (take-offs and landings) at the international DFS towers in the Federal Republic of Germany.



IFR flights at international German airports - airport category

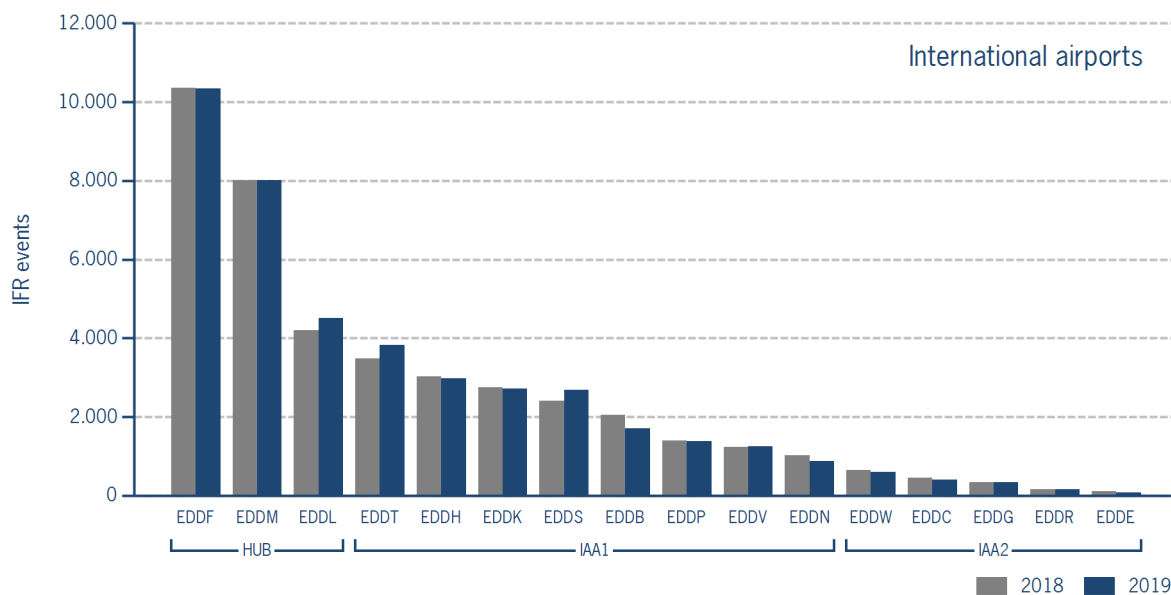
IFR events (take-offs and landings) at the international DFS towers in the Federal Republic of Germany differentiated by Hub Gateways (HUB), International Access Airports 1 (IAA1) and International Access Airports 2 (IAA2).

	HUB	IAA1	IAA2
Week 18	22.874	17.421	1.584
Trend	1,4%	0,3%	-8,1%
Cumulated Weeks	377.578	288.057	25.059
Trend	3,6%	3,7%	-3,9%

IFR flights at international German airports - in detail

IFR events (take-offs and landings) at the different international DFS towers in the Federal Republic of Germany.

		Week 18	Trend	Week 1 - 18	Trend
HUB					
EDDF	Frankfurt/Main	10.348	0,0%	168.419	2,1%
EDDL	Düsseldorf	4.510	7,5%	73.208	9,8%
EDDM	München	8.016	0,0%	135.951	2,3%
IAA1					
EDDB	Berlin-Schönefeld	1.716	-16,0%	30.879	-7,2%
EDDH	Hamburg	2.982	-1,5%	48.615	2,7%
EDDK	Köln/Bonn	2.717	-1,1%	43.128	-1,4%
EDDN	Nürnberg	884	-13,6%	15.259	-6,8%
EDDP	Leipzig/Halle	1.380	-1,3%	24.782	5,4%
EDDS	Stuttgart	2.680	11,0%	40.845	4,2%
EDDT	Berlin-Tegel	3.818	9,6%	65.194	18,9%
EDDV	Hannover	1.244	1,1%	19.355	-0,4%
IAA2					
EDDC	Dresden	402	-12,6%	6.576	-3,1%
EDDE	Erfurt/Weimar	79	-31,9%	1.348	-4,1%
EDDG	Münster/Osnabrück	346	0,3%	5.643	1,1%
EDDR	Saarbrücken	161	-0,6%	2.162	-20,8%
EDDW	Bremen	596	-7,0%	9.330	-2,4%



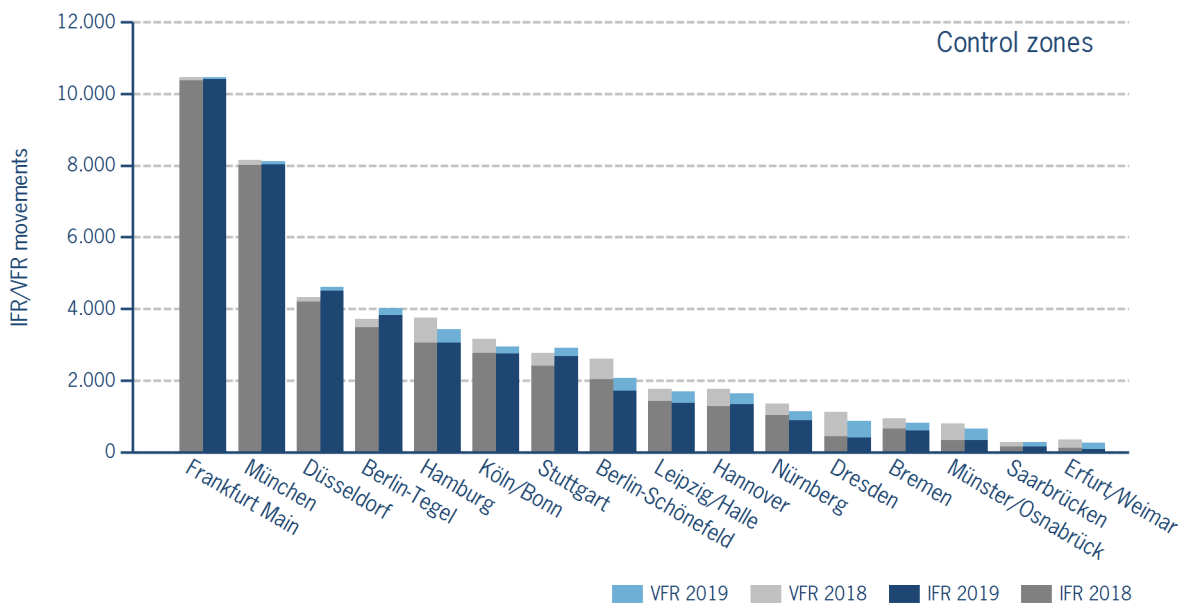
IFR/VFR flights in control zones of DFS towers

IFR/VFR movements (entries, exits, overflights and domestics) at the different control zones of international DFS towers.

	Week 18	Trend	Week 1 - 18	Trend
Berlin-Schönefeld	2.077	-20,1%	35.420	-6,3%
Berlin-Tegel	4.012	7,8%	67.765	17,2%
Bremen	812	-14,3%	13.102	-4,7%
Dresden	873	-22,1%	10.442	-4,6%
Düsseldorf	4.618	6,8%	75.286	9,1%
Erfurt/Weimar	255	-26,3%	3.413	-6,2%
Frankfurt Main	10.473	0,1%	170.113	2,1%
Hamburg	3.428	-8,7%	56.157	1,7%
Hannover	1.643	-6,9%	25.803	-1,3%
Köln/Bonn	2.951	-6,8%	47.475	-2,8%
Leipzig/Halle	1.692	-4,4%	29.012	2,5%
München	8.120	-0,4%	137.850	2,3%
Münster/Osnabrück	659	-18,1%	10.900	-6,7%
Nürnberg	1.144	-15,1%	19.532	-6,0%
Saarbrücken	278	2,2%	3.377	-22,5%
Stuttgart	2.909	4,8%	45.507	2,4%

Additional information:

Münster reported 186 glider movements for the current week, i.e. 938 glider movements for the cumulated year.



IFR flights at regional German airports - in detail

IFR events (take-offs and landings) at the different regional towers in the Federal Republic of Germany with control zone and barely any PPR.

	2019	2018	Trend
Week 18	3.196	3.161	1,1%
Cumulated Weeks	52.632	52.810	-0,3%

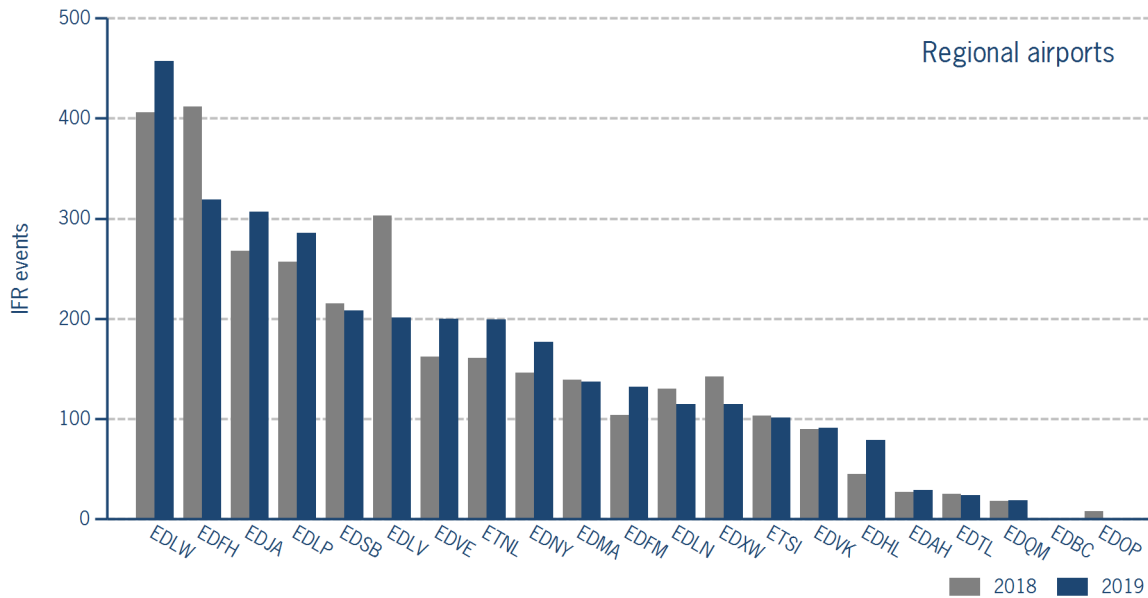
	Week 18	Trend	Week 1 - 18	Trend
EDAH Heringsdorf	29	7,4%	195	15,4%
EDBC Magdeburg/Cochstedt	0	N/A	1	0,0%
EDFH Frankfurt-Hahn	319	-22,6%	5.792	-14,0%
EDFM Mannheim City	132	26,9%	2.266	5,6%
EDHL Lübeck-Blankensee	79	75,6%	989	51,0%
EDJA Memmingen	307	14,6%	4.901	15,8%
EDLN Mönchengladbach	115	-11,5%	2.090	-6,1%
EDLP Paderborn/Lippstadt	286	11,3%	4.051	3,6%
EDLV Niederrhein	201	-33,7%	2.871	-25,8%
EDLW Dortmund	457	12,6%	7.701	7,3%
EDMA Augsburg	137	-1,4%	2.245	-2,2%
EDNY Friedrichshafen	177	21,2%	3.912	9,2%
EDOP Schwerin-Parchim	0	-100,0%	24	-89,0%
EDQM Hof-Plauen	19	5,6%	470	15,2%
EDSB Karlsruhe/Baden-Baden	208	-3,3%	3.692	-0,4%
EDTL Lahr	24	-4,0%	532	4,3%
EDVE Braunschweig-Wolfsburg	200	23,5%	3.197	-4,6%
EDVK Kassel-Calden	91	1,1%	1.342	-10,4%
EDXW Sylt	115	-19,0%	1.416	6,2%
ETNL Laage	199	23,6%	2.969	2,9%
ETSI Ingolstadt/Manching	101	-1,9%	1.976	4,1%

*The value is of limited conclusiveness (OLC).

Please note: The airport Magdeburg-Cochstedt (EDBC) is currently closed.

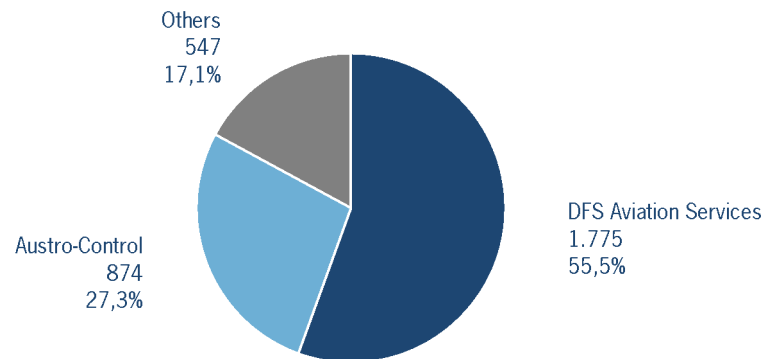
IFR flights at regional German airports - in detail

IFR events (take-offs and landings) at the different regional towers in the Federal Republic of Germany with control zone and barely any PPR.



IFR flights at regional German airports - air traffic service providers

Percentage of IFR events (take-offs and landings) at the regional towers in the Federal Republic of Germany differentiated between DFS Aviation Services, Austro Control and other providers.



- DFS Aviation Services: Dortmund (EDLW), Friedrichshafen (EDNY), Karlsruhe/Baden-Baden (EDSB), Lahr (EDTL), Magdeburg/Cochstedt (EDBC), Memmingen (EDJA), Mönchengladbach (EDLN), Niederrhein (EDLV), Paderborn/Lippstadt (EDLP)
- Austro Control: Augsburg (EDMA), Braunschweig-Wolfsburg (EDVE), Frankfurt-Hahn (EDFH), Heringsdorf (EDAH), Hof-Plauen (EDQM), Kassel-Calden (EDVK), Lübeck-Blankensee (EDHL), Schwerin-Parchim (EDOP)
- Others: Ingolstadt/Manching (ETSI), Laage (ETNL), Mannheim City (EDFM), Sylt (EDXW)

ATFM Arrival Delay

(Data Source: NM statistics, DFS LIZ)

ATFM Arrival Delay with reference to the relevant airport, in minutes per IFR arrival.

ATFM Arrival Delay:

sum of all arrival ATFM delay divided by the sum of all inbound flights for the particular traffic volume

Airports		ATC Delay [min/arrival]	non ATC Delay [min/arrival]	
	All Airports	0,0128	0,1545	
EDDW	Bremen	0,8963	0	
EDDL	Düsseldorf	0	0,6381	
EDDM	München	0	0,2809	
EDDS	Stuttgart	0	0,2115	
EDDF	Frankfurt/Main	0	0,0757	

Please note: The ATFM delay data are provided by NM statistics. Due to internal distribution of the ATFM delay, data are modified by CC/FC and TWR/M. The inbound flight information is based on LIZ statistics.

All Airports means all international German airports: Berlin-Schönefeld (EDDB), Berlin-Tegel (EDDT), Bremen (EDDW), Dresden (EDDC), Düsseldorf (EDDL), Erfurt/Weimar (EDDE), Frankfurt/Main (EDDF), Hamburg (EDDH), Hannover (EDDV), Köln/Bonn (EDDK), Leipzig/Halle (EDDP), München (EDDM), Münster/Osnabrück (EDDG), Nürnberg (EDDN), Saarbrücken (EDDR), Stuttgart (EDDS)