



LIZ Bulletin

DFS Situation and Information Centre

Week 17

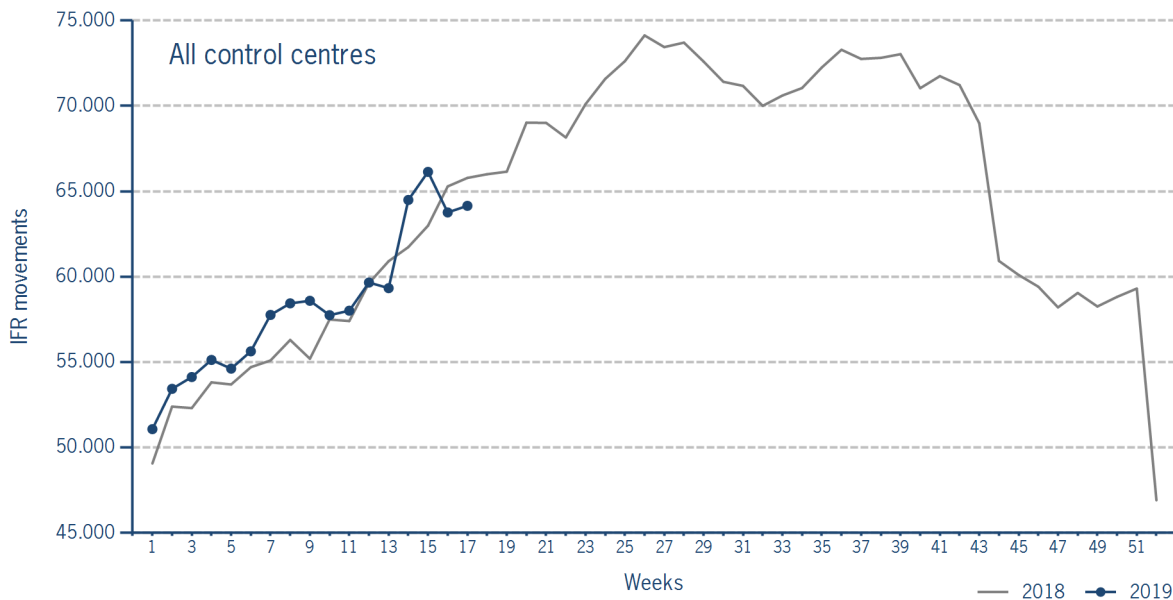
22 APR 2019 - 28 APR 2019

Version 02.05.2019

IFR flights in the Federal Republic of Germany

IFR movements (entries, exits, overflights and domestics) in all control sectors with a German designator.

	2019	2018	Trend
Week 17	64.148	65.782	-2,5%
Cumulated Weeks	992.009	973.692	1,9%

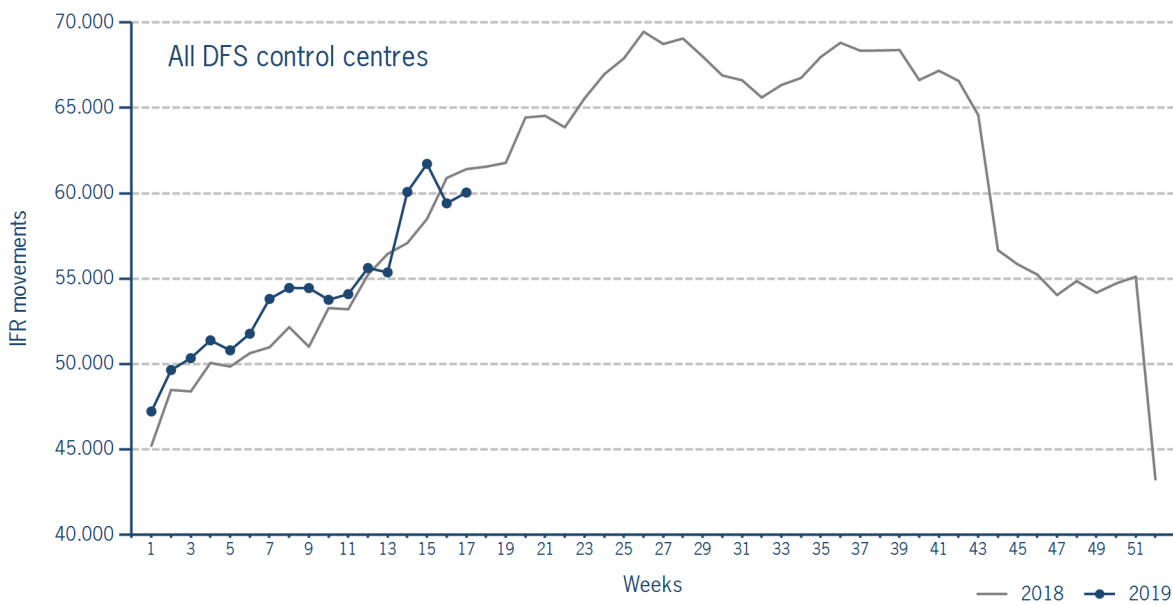


Please note: This count covers the traffic in the area build by all control sectors with a German designator („ED“), regardless of the service provider, including civil and military traffic in sectors controlled by DFS and Maastricht UAC (Maastricht-Hannover sectors). The area counted is composed of modular control sectors designed for ATC purposes with partly cross border structures and is therefore not identical to the political border of the Federal Republic of Germany or the national Flight Information Region (FIR).

IFR flights controlled by DFS

IFR movements (entries, exits, overflights and domestics) in control sectors controlled by DFS.

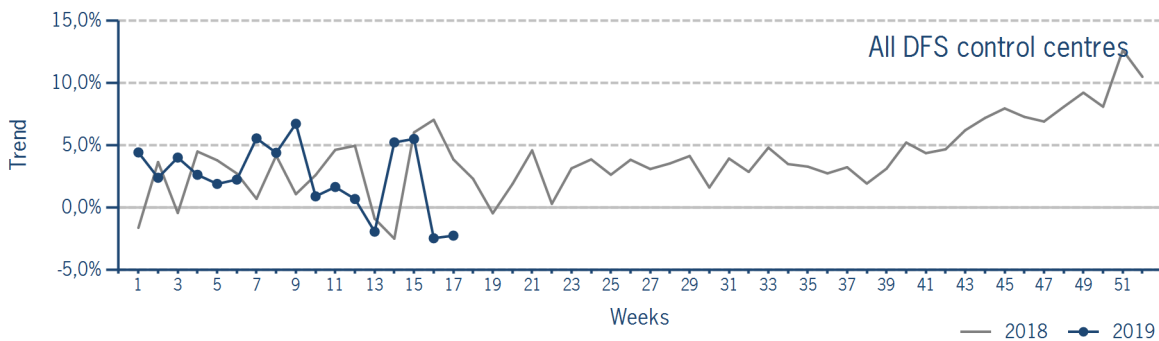
	2019	2018	Trend
Week 17	60.042	61.413	-2,2%
Cumulated Weeks	923.972	902.820	2,3%



Please note: This count covers the traffic in the area build by control sectors of DFS control centres, including civil and military traffic. Traffic in Maastricht UAC (Maastricht-Hannover sectors) is not counted.

IFR flights controlled by DFS - trend

Trend in the number of IFR movements (entries, exits, overflights and domestics) in control sectors controlled by DFS.

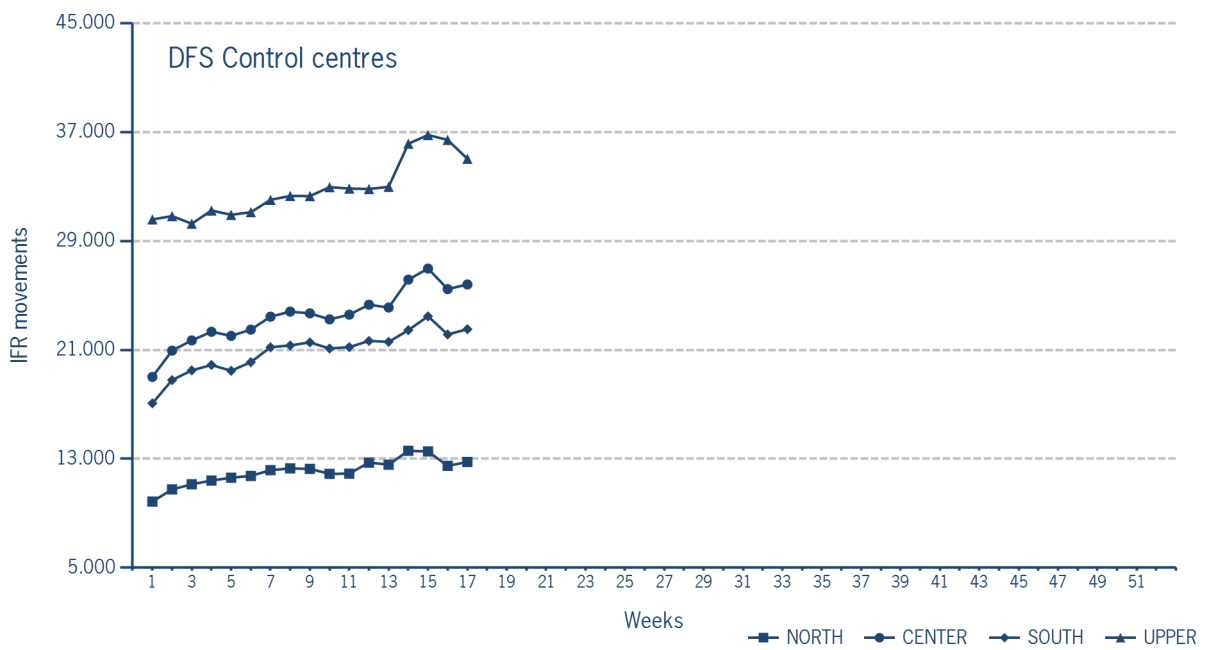


IFR flights controlled by DFS - in detail

IFR movements (entries, exits, overflights and domestics) controlled by DFS at the different control centres.

	NORTH	CENTER	SOUTH	UPPER
Week 17	12.765	25.807	22.525	35.036
Trend	-7,7%	-3,3%	-3,6%	-5,1%
Cumulated Weeks	204.720	399.133	355.033	557.586
Trend	4,4%	1,8%	2,6%	1,1%

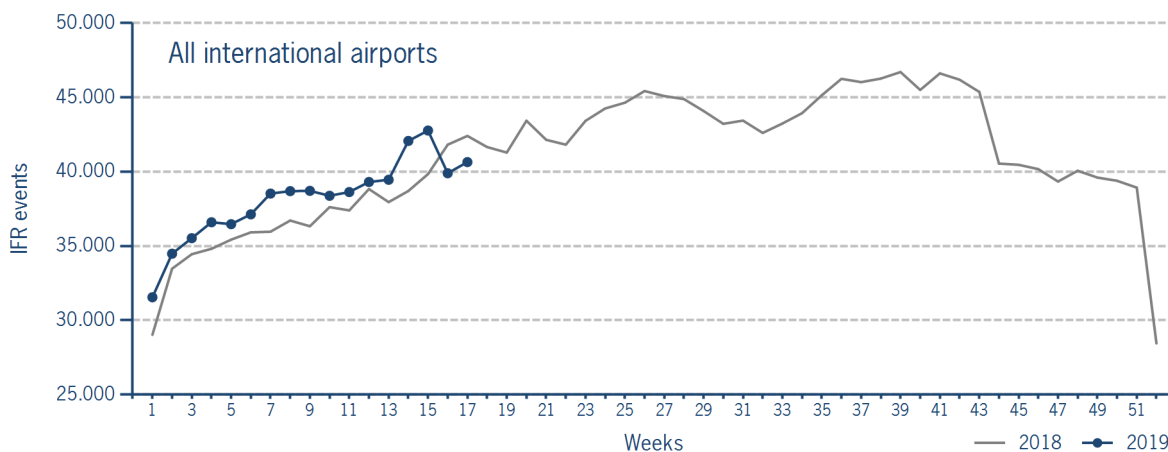
Please note: The trend numbers compare counts of the airspaces in their current configuration to the count of the same airspace in 2018.



IFR flights at international German airports

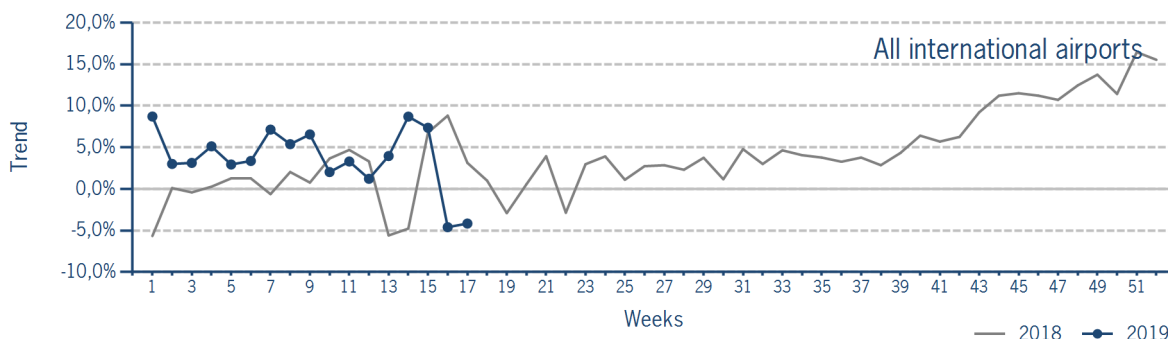
IFR events (take-offs and landings) at the international DFS towers in the Federal Republic of Germany.

	2019	2018	Trend
Week 17	40.644	42.405	-4,2%
Cumulated Weeks	648.815	626.640	3,5%



IFR flights at international German airports - trend

Trend in the number of IFR events (take-offs and landings) at the international DFS towers in the Federal Republic of Germany.



IFR flights at international German airports - airport category

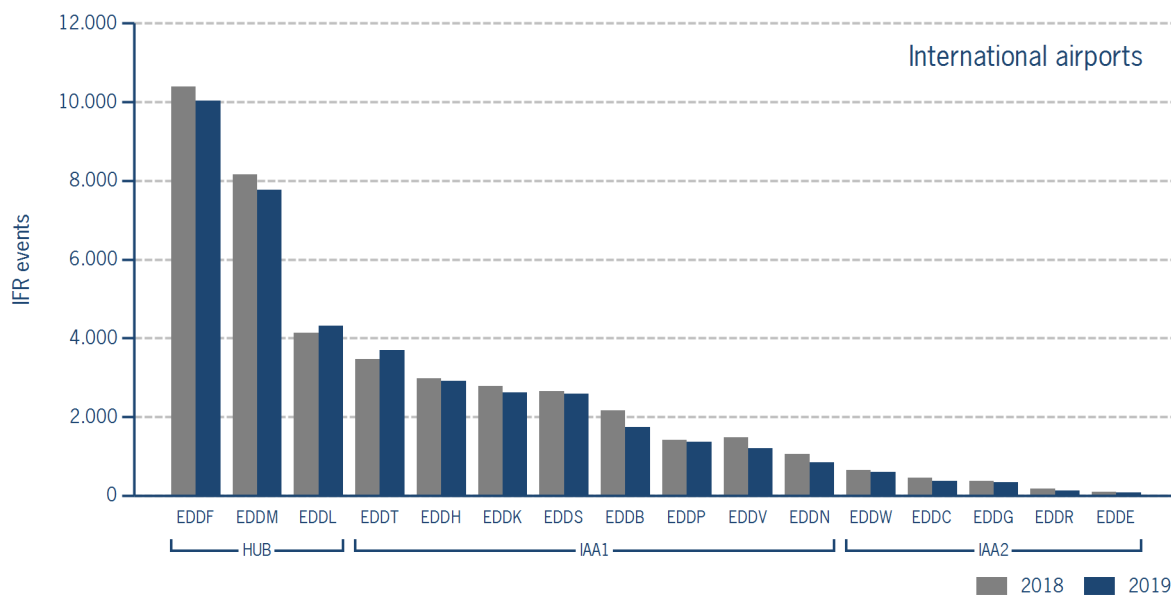
IFR events (take-offs and landings) at the international DFS towers in the Federal Republic of Germany differentiated by Hub Gateways (HUB), International Access Airports 1 (IAA1) and International Access Airports 2 (IAA2).

	HUB	IAA1	IAA2
Week 17	22.128	16.992	1.524
Trend	-2,4%	-5,5%	-12,5%
Cumulated Weeks	354.704	270.636	23.475
Trend	3,7%	4,0%	-3,5%

IFR flights at international German airports - in detail

IFR events (take-offs and landings) at the different international DFS towers in the Federal Republic of Germany.

		Week 17	Trend	Week 1 - 17	Trend
HUB					
EDDF	Frankfurt/Main	10.036	-3,4%	158.071	2,2%
EDDL	Düsseldorf	4.323	4,6%	68.698	10,0%
EDDM	München	7.769	-4,7%	127.935	2,5%
IAA1					
EDDB	Berlin-Schönefeld	1.745	-19,6%	29.163	-6,6%
EDDH	Hamburg	2.916	-2,0%	45.633	3,0%
EDDK	Köln/Bonn	2.618	-5,8%	40.411	-1,5%
EDDN	Nürnberg	850	-19,0%	14.375	-6,4%
EDDP	Leipzig/Halle	1.369	-3,7%	23.402	5,8%
EDDS	Stuttgart	2.595	-1,9%	38.165	3,7%
EDDT	Berlin-Tegel	3.690	6,3%	61.376	19,5%
EDDV	Hannover	1.209	-18,1%	18.111	-0,5%
IAA2					
EDDC	Dresden	369	-19,3%	6.174	-2,4%
EDDE	Erfurt/Weimar	85	-15,0%	1.269	-1,6%
EDDG	Münster/Osnabrück	342	-6,8%	5.297	1,1%
EDDR	Saarbrücken	135	-21,5%	2.001	-22,1%
EDDW	Bremen	593	-8,2%	8.734	-2,0%



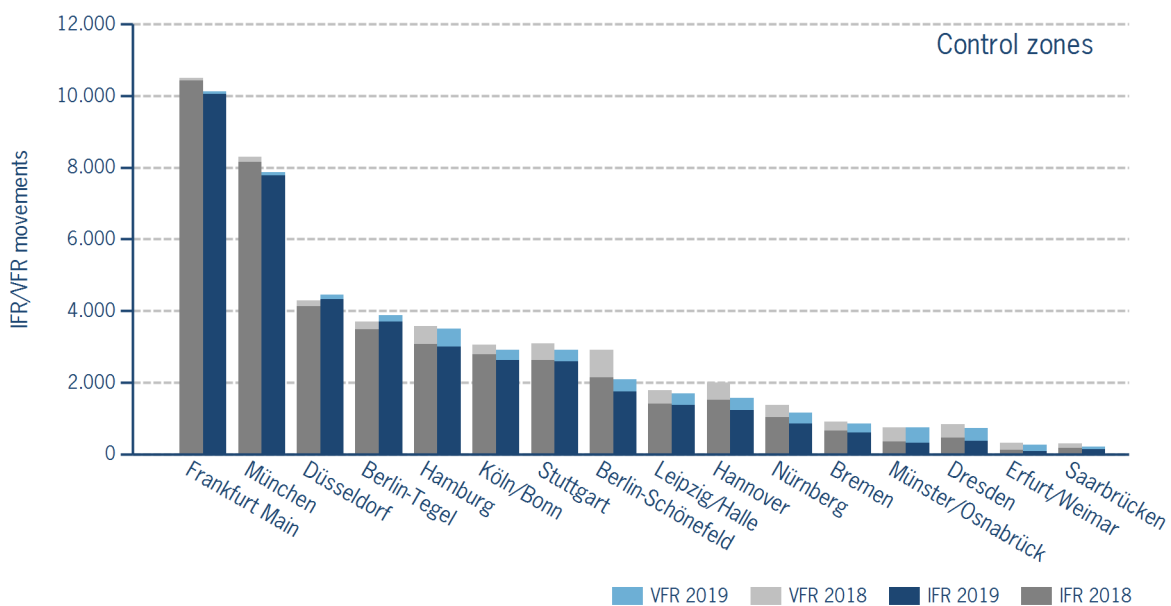
IFR/VFR flights in control zones of DFS towers

IFR/VFR movements (entries, exits, overflights and domestics) at the different control zones of international DFS towers.

	Week 17	Trend	Week 1 - 17	Trend
Berlin-Schönefeld	2.082	-28,3%	33.343	-5,3%
Berlin-Tegel	3.874	4,7%	63.753	17,8%
Bremen	852	-6,8%	12.290	-4,0%
Dresden	724	-12,7%	9.569	-2,6%
Düsseldorf	4.446	3,6%	70.668	9,3%
Erfurt/Weimar	257	-17,1%	3.158	-4,1%
Frankfurt Main	10.134	-3,5%	159.640	2,3%
Hamburg	3.509	-1,7%	52.729	2,4%
Hannover	1.573	-21,5%	24.160	-0,9%
Köln/Bonn	2.918	-4,2%	44.524	-2,6%
Leipzig/Halle	1.699	-5,0%	27.320	3,0%
München	7.873	-5,2%	129.730	2,4%
Münster/Osnabrück	743	1,0%	10.241	-5,8%
Nürnberg	1.163	-15,0%	18.388	-5,3%
Saarbrücken	201	-31,9%	3.099	-24,2%
Stuttgart	2.913	-5,9%	42.598	2,3%

Additional information:

Münster reported 36 glider movements for the current week, i.e. 752 glider movements for the cumulated year.



IFR flights at regional German airports - in detail

IFR events (take-offs and landings) at the different regional towers in the Federal Republic of Germany with control zone and barely any PPR.

	2019	2018	Trend
Week 17	3.210	3.554	-9,7%
Cumulated Weeks	49.436	49.649	-0,4%

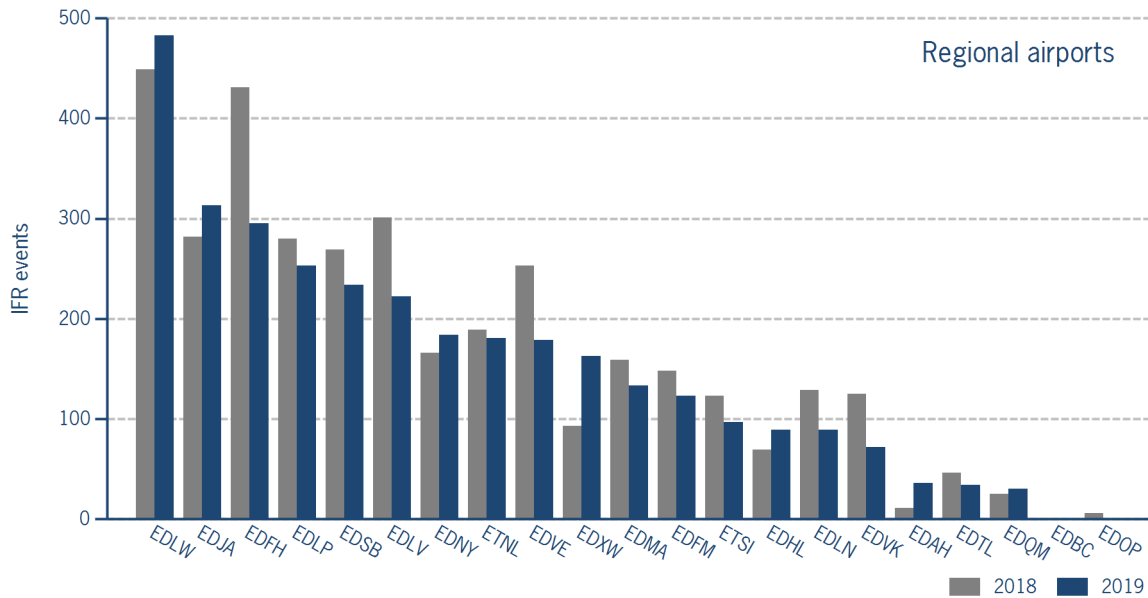
	Week 17	Trend	Week 1 - 17	Trend
EDAH Heringsdorf	36	OLC*	166	16,9%
EDBC Magdeburg/Cochstedt	0	N/A	1	0,0%
EDFH Frankfurt-Hahn	295	-31,6%	5.473	-13,5%
EDFM Mannheim City	123	-16,9%	2.134	4,6%
EDHL Lübeck-Blankensee	89	29,0%	910	49,2%
EDJA Memmingen	313	11,0%	4.594	15,8%
EDLN Mönchengladbach	89	-31,0%	1.975	-5,7%
EDLP Paderborn/Lippstadt	253	-9,6%	3.765	3,1%
EDLV Niederrhein	222	-26,2%	2.670	-25,1%
EDLW Dortmund	483	7,6%	7.244	7,0%
EDMA Augsburg	133	-16,4%	2.108	-2,3%
EDNY Friedrichshafen	184	10,8%	3.735	8,6%
EDOP Schwerin-Parchim	0	-100,0%	24	-88,6%
EDQM Hof-Plauen	30	20,0%	451	15,6%
EDSB Karlsruhe/Baden-Baden	234	-13,0%	3.484	-0,3%
EDTL Lahr	34	-26,1%	508	4,7%
EDVE Braunschweig-Wolfsburg	179	-29,2%	2.997	-6,1%
EDVK Kassel-Calden	72	-42,4%	1.251	-11,1%
EDXW Sylt	163	75,3%	1.301	9,2%
ETNL Laage	181	-4,2%	2.770	1,7%
ETSI Ingolstadt/Manching	97	-21,1%	1.875	4,4%

*The value is of limited conclusiveness (OLC).

Please note: The airport Magdeburg-Cochstedt (EDBC) is currently closed.

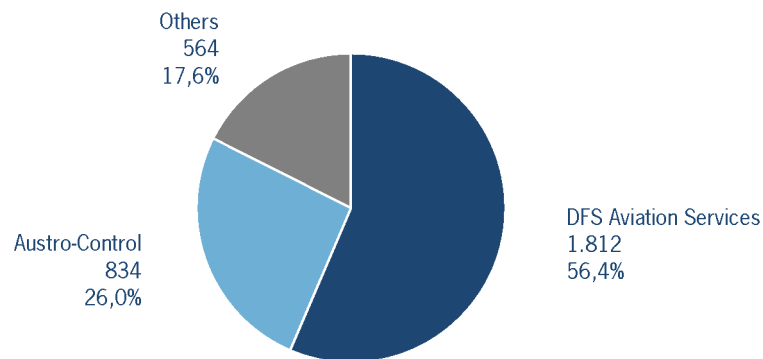
IFR flights at regional German airports - in detail

IFR events (take-offs and landings) at the different regional towers in the Federal Republic of Germany with control zone and barely any PPR.



IFR flights at regional German airports - air traffic service providers

Percentage of IFR events (take-offs and landings) at the regional towers in the Federal Republic of Germany differentiated between DFS Aviation Services, Austro Control and other providers.



DFS Aviation Services: Dortmund (EDLW), Friedrichshafen (EDNY), Karlsruhe/Baden-Baden (EDSB), Lahr (EDTL), Magdeburg/Cochstedt (EDBC), Memmingen (EDJA), Mönchengladbach (EDLN), Niederrhein (EDLV), Paderborn/Lippstadt (EDLP)

Austro Control: Augsburg (EDMA), Braunschweig-Wolfsburg (EDVE), Frankfurt-Hahn (EDFH), Heringsdorf (EDAH), Hof-Plauen (EDQM), Kassel-Calden (EDVK), Lübeck-Blankensee (EDHL), Schwerin-Parchim (EDOP)

Others: Ingolstadt/Manching (ETSI), Laage (ETNL), Mannheim City (EDFM), Sylt (EDXW)

ATFM Arrival Delay

(Data Source: NM statistics, DFS LIZ)

ATFM Arrival Delay with reference to the relevant airport, in minutes per IFR arrival.

ATFM Arrival Delay:

sum of all arrival ATFM delay divided by the sum of all inbound flights for the particular traffic volume

Airports		ATC Delay [min/arrival]	non ATC Delay [min/arrival]	
	All Airports	0,0205	0,3914	
EDDW	Bremen	1,3867	0	
EDDH	Hamburg	0	1,0759	
EDDF	Frankfurt/Main	0	1,0565	
EDDL	Düsseldorf	0	0,2388	
EDDP	Leipzig/Halle	0	0,1409	
EDDM	München	0	0,0989	
EDDK	Köln/Bonn	0	0,0726	

Please note: The ATFM delay data are provided by NM statistics. Due to internal distribution of the ATFM delay, data are modified by CC/FC and TWR/M. The inbound flight information is based on LIZ statistics.

All Airports means all international German airports: Berlin-Schönefeld (EDDB), Berlin-Tegel (EDDT), Bremen (EDDW), Dresden (EDDC), Düsseldorf (EDDL), Erfurt/Weimar (EDDE), Frankfurt/Main (EDDF), Hamburg (EDDH), Hannover (EDDV), Köln/Bonn (EDDK), Leipzig/Halle (EDDP), München (EDDM), Münster/Osnabrück (EDDG), Nürnberg (EDDN), Saarbrücken (EDDR), Stuttgart (EDDS)