



# LIZ Bulletin

DFS Situation and Information Centre

**Week 15**

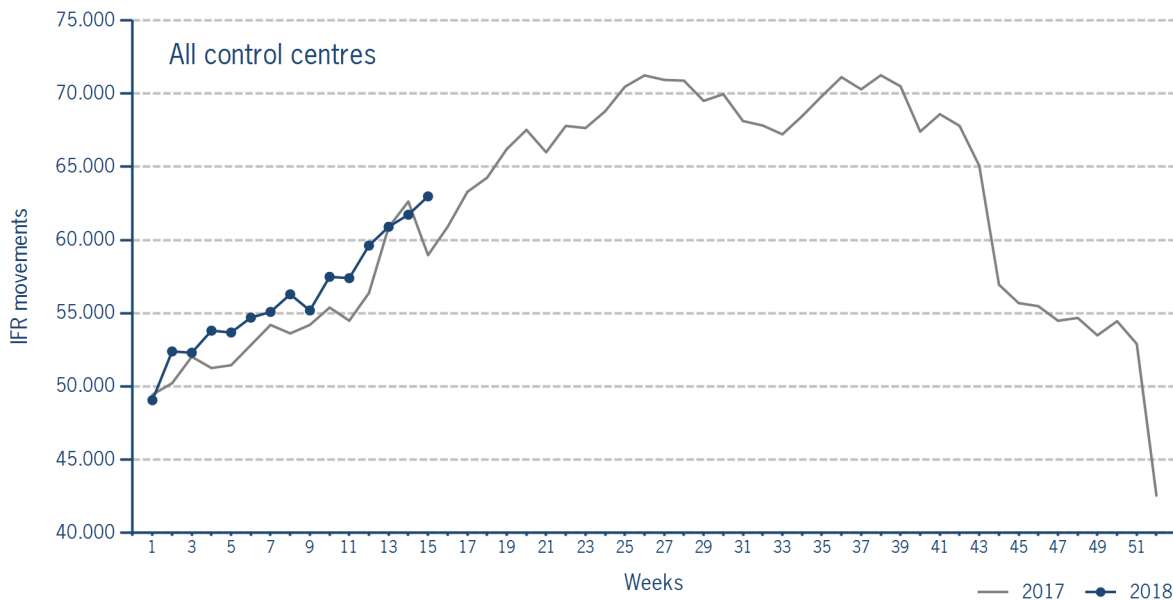
9 APR 2018 - 15 APR 2018

Version 15.05.2018

## IFR flights in the Federal Republic of Germany

IFR movements (entries, exits, overflights and domestics) in all control sectors with a German designator.

	2018	2017	Trend
<b>Week 15</b>	62.984	58.970	6,8%
<b>Cumulated Weeks</b>	842.625	817.955	3,0%

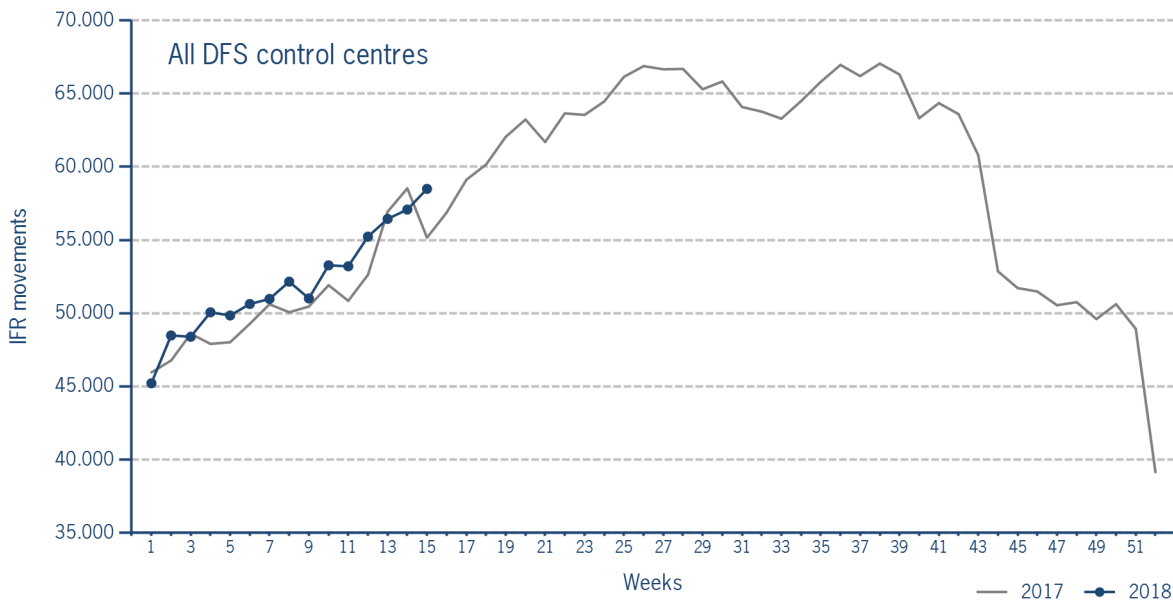


Please note: This count covers the traffic in the area build by all control sectors with a German designator („ED“), regardless of the service provider, including civil and military traffic in sectors controlled by DFS and Maastricht UAC (Maastricht-Hannover sectors). The area counted is composed of modular control sectors designed for ATC purposes with partly cross border structures and is therefore not identical to the political border of the Federal Republic of Germany or the national Flight Information Region (FIR).

## IFR flights controlled by DFS

IFR movements (entries, exits, overflights and domestics) in control sectors controlled by DFS.

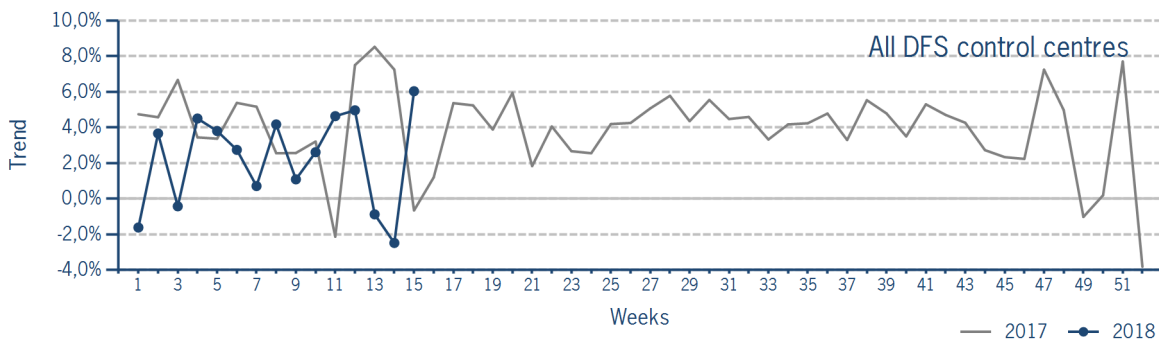
	2018	2017	Trend
<b>Week 15</b>	58.497	55.165	6,0%
<b>Cumulated Weeks</b>	780.510	763.666	2,2%



Please note: This count covers the traffic in the area build by control sectors of DFS control centres, including civil and military traffic. Traffic in Maastricht UAC (Maastricht-Hannover sectors) is not counted.

## IFR flights controlled by DFS - trend

Trend in the number of IFR movements (entries, exits, overflights and domestics) in control sectors controlled by DFS.

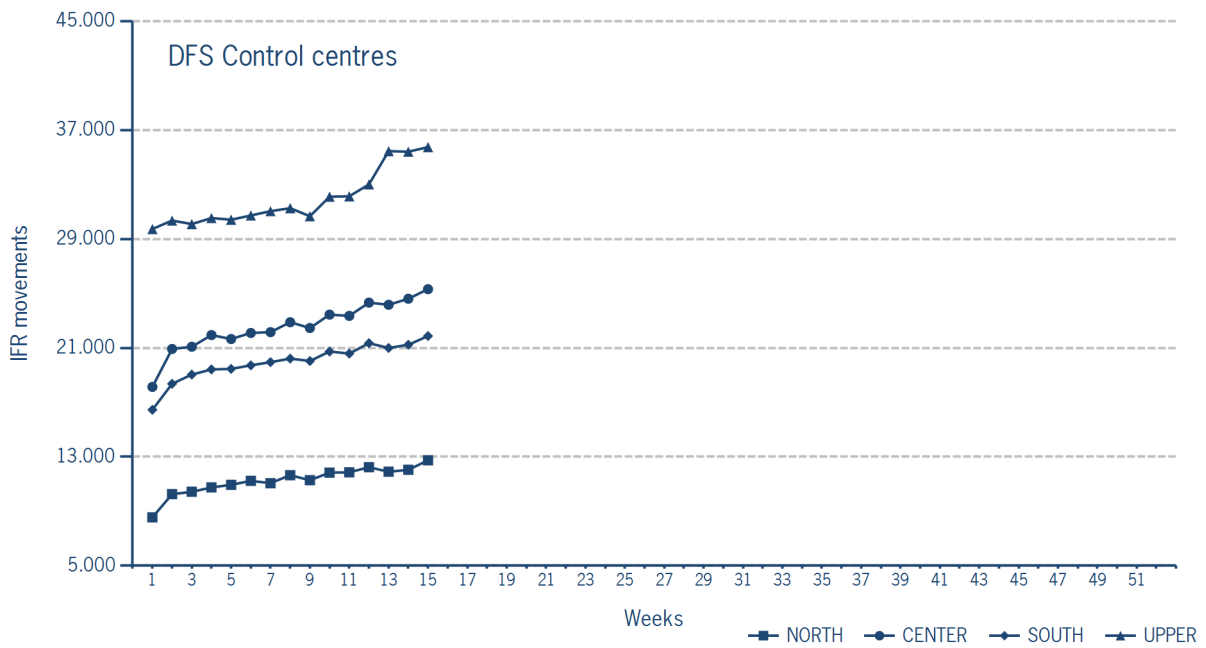


### IFR flights controlled by DFS - in detail

IFR movements (entries, exits, overflights and domestics) controlled by DFS at the different control centres.

	NORTH	CENTER	SOUTH	UPPER
<b>Week 15</b>	12.747	25.315	21.874	35.748
<b>Trend</b>	7,5%	9,6%	7,0%	3,0%
<b>Cumulated Weeks</b>	168.806	338.566	299.431	478.710
<b>Trend</b>	-3,2%	3,4%	2,5%	3,0%

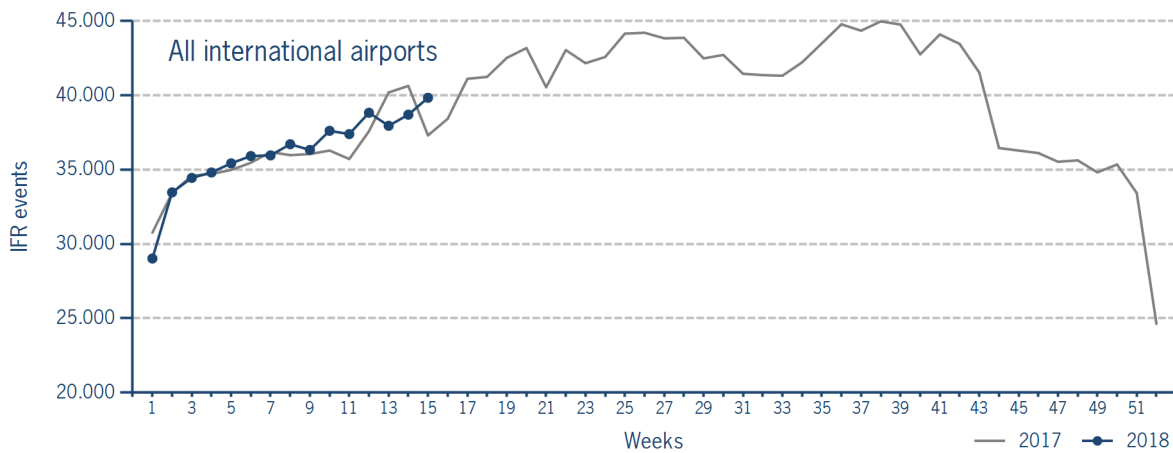
Please note: The trend numbers compare counts of the airspaces in their current configuration to the count of the same airspace in 2017.



### IFR flights at international German airports

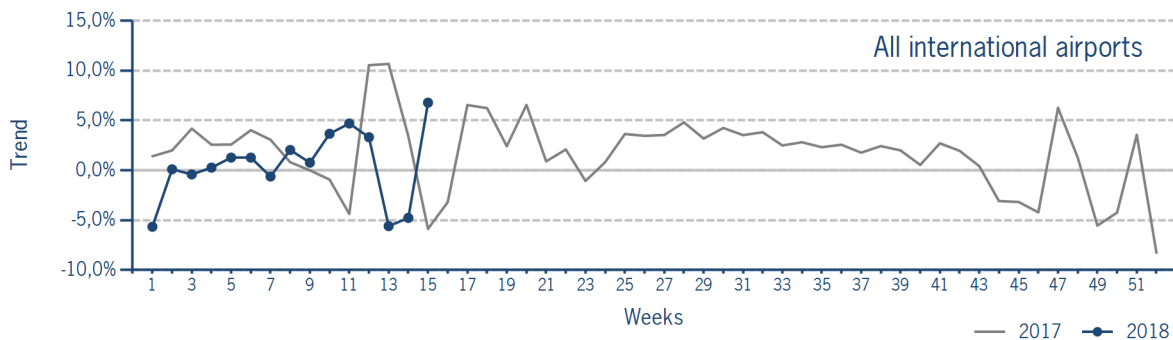
IFR events (take-offs and landings) at the international DFS towers in the Federal Republic of Germany.

	2018	2017	Trend
<b>Week 15</b>	39.837	37.307	6,8%
<b>Cumulated Weeks</b>	542.420	539.881	0,5%



### IFR flights at international German airports - trend

Trend in the number of IFR events (take-offs and landings) at the international DFS towers in the Federal Republic of Germany.



### IFR flights at international German airports - airport category

IFR events (take-offs and landings) at the international DFS towers in the Federal Republic of Germany differentiated by Hub Gateways (HUB), International Access Airports 1 (IAA1) and International Access Airports 2 (IAA2).

	HUB	IAA1	IAA2
<b>Week 15</b>	21.301	16.874	1.662
<b>Trend</b>	5,7%	8,0%	9,2%
<b>Cumulated Weeks</b>	296.745	224.854	20.821
<b>Trend</b>	1,3%	-0,2%	-3,5%

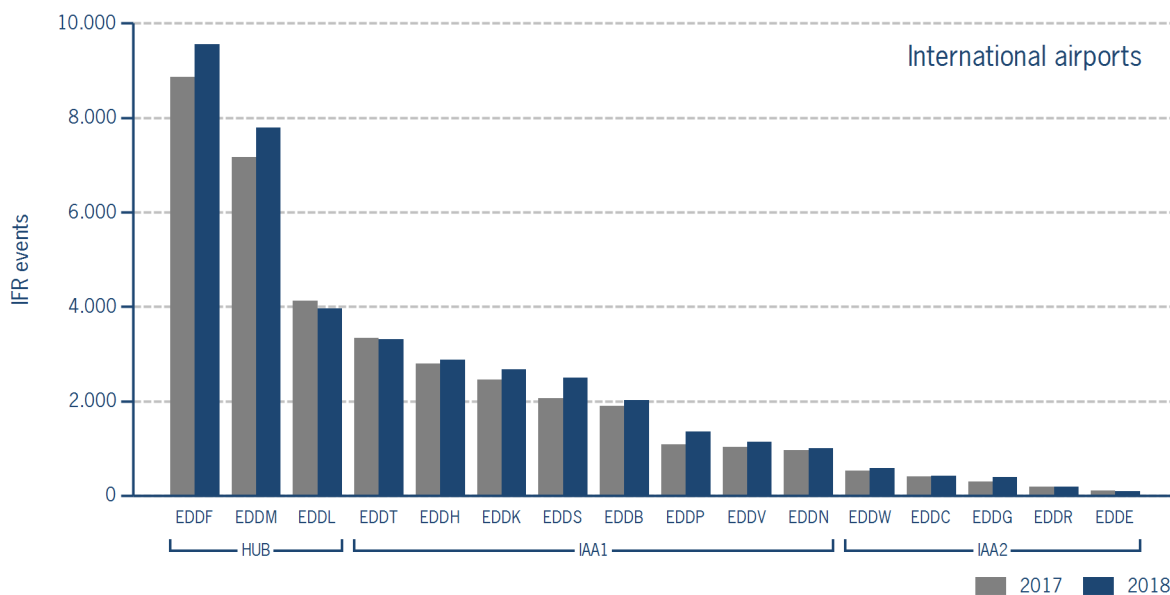
**IFR flights at international German airports - in detail**

IFR events (take-offs and landings) at the different international DFS towers in the Federal Republic of Germany.

		Week 15	Trend	Week 1 - 15	Trend
<b>HUB</b>					
EDDF	Frankfurt/Main	9.552	7,7%	133.937	7,5%
EDDL	Düsseldorf	3.961	-4,1%	54.293	-8,3%
EDDM	München	7.788	8,7%	108.515	-0,6%

		Week 15	Trend	Week 1 - 15	Trend
<b>IAA1</b>					
EDDB	Berlin-Schönefeld	2.024	6,2%	26.990	-1,4%
EDDH	Hamburg	2.870	2,9%	38.380	-6,0%
EDDK	Köln/Bonn	2.669	8,6%	35.456	0,7%
EDDN	Nürnberg	1.002	4,2%	13.306	0,4%
EDDP	Leipzig/Halle	1.359	25,5%	19.281	13,8%
EDDS	Stuttgart	2.495	21,0%	31.592	8,6%
EDDT	Berlin-Tegel	3.314	-0,7%	44.370	-6,8%
EDDV	Hannover	1.141	10,9%	15.479	2,9%

		Week 15	Trend	Week 1 - 15	Trend
<b>IAA2</b>					
EDDC	Dresden	416	2,5%	5.439	-10,5%
EDDE	Erfurt/Weimar	97	-11,8%	1.085	-11,6%
EDDG	Münster/Osnabrück	385	31,0%	4.495	4,8%
EDDR	Saarbrücken	184	0,5%	2.206	-2,0%
EDDW	Bremen	580	9,6%	7.596	-1,6%



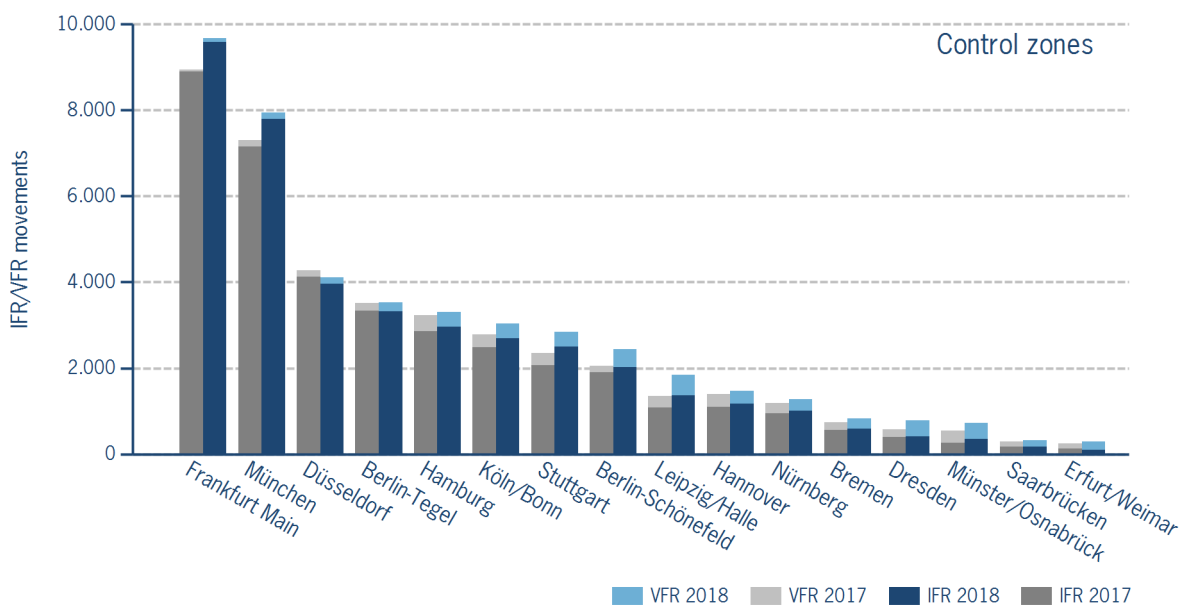
### IFR/VFR flights in control zones of DFS towers

IFR/VFR movements (entries, exits, overflights and domestics) at the different control zones of international DFS towers.

	Week 15	Trend	Week 1 - 15	Trend
Berlin-Schönefeld	2.442	19,0%	29.794	-2,2%
Berlin-Tegel	3.523	0,1%	46.686	-6,2%
Bremen	833	12,0%	10.819	-1,7%
Dresden	777	34,2%	8.221	-4,2%
Düsseldorf	4.110	-3,7%	56.199	-8,3%
Erfurt/Weimar	287	16,7%	2.700	-2,0%
Frankfurt Main	9.677	8,2%	135.123	7,4%
Hamburg	3.304	2,5%	44.126	-5,8%
Hannover	1.475	5,4%	20.609	2,9%
Köln/Bonn	3.033	8,8%	39.495	-0,1%
Leipzig/Halle	1.842	36,6%	23.067	12,3%
München	7.941	8,7%	110.015	-0,6%
Münster/Osnabrück	725	33,5%	9.163	9,2%
Nürnberg	1.278	7,2%	16.613	0,4%
Saarbrücken	320	9,6%	3.458	-8,1%
Stuttgart	2.838	20,9%	35.399	5,5%

Additional information:

Münster reported no glider movements for the current week, i.e. 48 glider movements for the cumulated year.



## IFR flights at regional German airports - in detail

IFR events (take-offs and landings) at the different regional towers in the Federal Republic of Germany with control zone and barely any PPR.

	2018	2017	Trend
<b>Week 15</b>	3.628	2.875	26,2%
<b>Cumulated Weeks</b>	41.820	41.143	1,6%

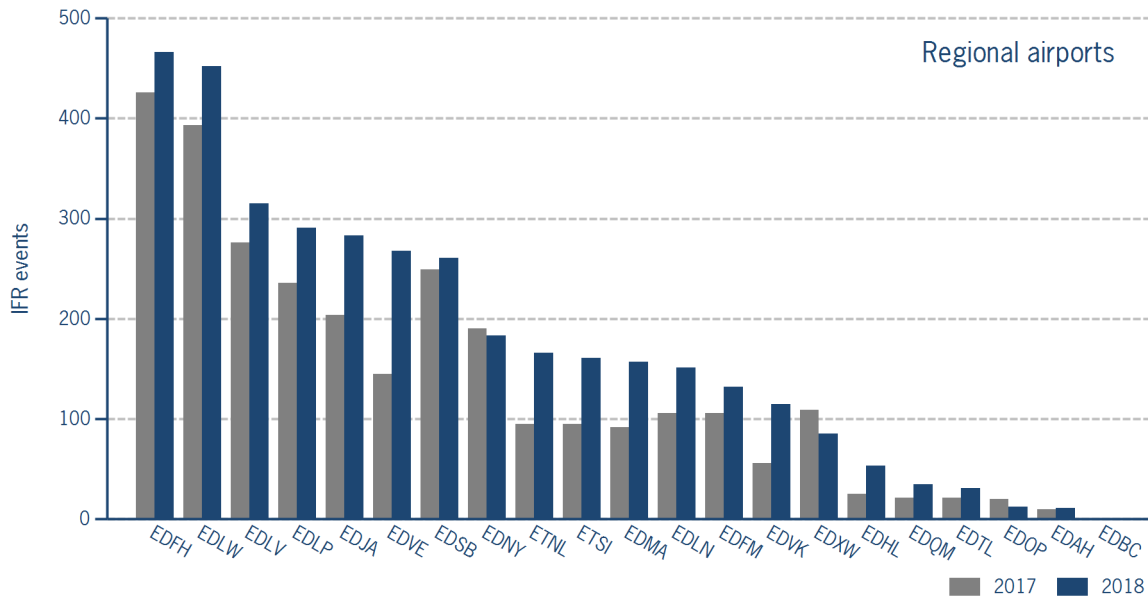
	Week 15	Trend	Week 1 - 15	Trend
EDAH Heringsdorf	11	10,0%	112	-6,7%
EDBC Magdeburg/Cochstedt	0	N/A	1	-50,0%
EDFH Frankfurt-Hahn	466	9,4%	5.464	3,2%
EDFM Mannheim City	132	24,5%	1.767	-2,9%
EDHL Lübeck-Blankensee	53	112,0%	459	-5,2%
EDJA Memmingen	283	38,7%	3.407	15,4%
EDLN Mönchengladbach	151	42,5%	1.780	18,4%
EDLP Paderborn/Lippstadt	291	23,3%	3.081	5,5%
EDLV Niederrhein	315	14,1%	2.934	11,8%
EDLW Dortmund	452	15,0%	5.825	10,3%
EDMA Augsburg	157	70,7%	1.841	0,4%
EDNY Friedrichshafen	183	-3,7%	2.512	-24,2%
EDOP Schwerin-Parchim	12	-40,0%	189	-22,9%
EDQM Hof-Plauen	35	66,7%	334	-17,7%
EDSB Karlsruhe/Baden-Baden	261	4,8%	2.977	-13,5%
EDTL Lahr	31	47,6%	386	-4,0%
EDVE Braunschweig-Wolfsburg	268	84,8%	2.691	-8,2%
EDVK Kassel-Calden	115	105,4%	1.187	17,1%
EDXW Sylt	85	-22,0%	1.019	3,3%
ETNL Laage	166	74,7%	2.315	16,1%
ETSI Ingolstadt/Manching	161	69,5%	1.539	-2,2%

\*The value is of limited conclusiveness (OLC).

Please note: The airport Magdeburg-Cochstedt (EDBC) is currently closed.

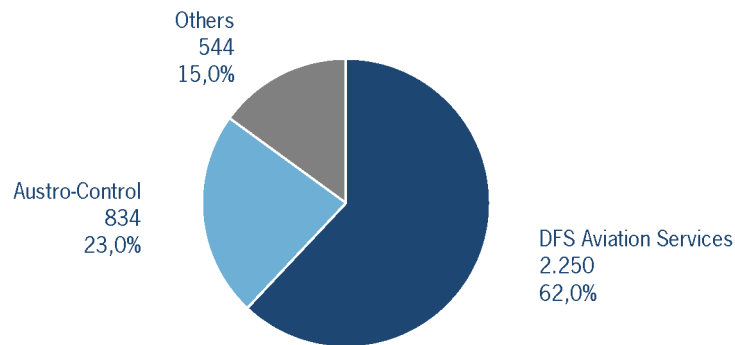
### IFR flights at regional German airports - in detail

IFR events (take-offs and landings) at the different regional towers in the Federal Republic of Germany with control zone and barely any PPR.



### IFR flights at regional German airports - air traffic service providers

Percentage of IFR events (take-offs and landings) at the regional towers in the Federal Republic of Germany differentiated between DFS Aviation Services, Austro Control and other providers.



DFS Aviation Services: Dortmund (EDLW), Frankfurt-Hahn (EDFH), Karlsruhe/Baden-Baden (EDSB), Lahr (EDTL), Magdeburg/Cochstedt (EDBC), Memmingen (EDJA), Mönchengladbach (EDLN), Niederrhein (EDLV), Paderborn/Lippstadt (EDLP)

Austro Control: Augsburg (EDMA), Braunschweig-Wolfsburg (EDVE), Friedrichshafen (EDNY), Heringsdorf (EDAH), Hof-Plauen (EDQM), Kassel-Calden (EDVK), Lübeck-Blankensee (EDHL), Schwerin-Parchim (EDOP)

Others: Ingolstadt/Manching (ETSI), Laage (ETNL), Mannheim City (EDFM), Sylt (EDXW)











## ATFM Arrival Delay

(Data Source: NM statistics, DFS LIZ)

ATFM Arrival Delay with reference to the relevant airport, in minutes per IFR arrival.

*ATFM Arrival Delay:*

*sum of all arrival ATFM delay divided by the sum of all inbound flights for the particular traffic volume*

Airports		ATC Delay [min/arrival]	non ATC Delay [min/arrival]	
	All Airports	0,0011	0,6302	
EDDF	Frankfurt/Main	0	1,8442	
EDDP	Leipzig/Halle	0	1,0959	
EDDK	Köln/Bonn	0	0,4921	
EDDE	Erfurt/Weimar	0,4200	0	
EDDM	München	0	0,4116	
EDDL	Düsseldorf	0	0,3491	
EDDW	Bremen	0	0,1918	

Please note: The ATFM delay data are provided by NM statistics. Due to internal distribution of the ATFM delay, data are modified by CC/FC and TWR/M. The inbound flight information is based on LIZ statistics.

All Airports means all international German airports: Berlin-Schönefeld (EDDB), Berlin-Tegel (EDDT), Bremen (EDDW), Dresden (EDDC), Düsseldorf (EDDL), Erfurt/Weimar (EDDE), Frankfurt/Main (EDDF), Hamburg (EDDH), Hannover (EDDV), Köln/Bonn (EDDK), Leipzig/Halle (EDDP), München (EDDM), Münster/Osnabrück (EDDG), Nürnberg (EDDN), Saarbrücken (EDDR), Stuttgart (EDDS)