



LIZ Bulletin

DFS Situation and Information Centre

Week 13

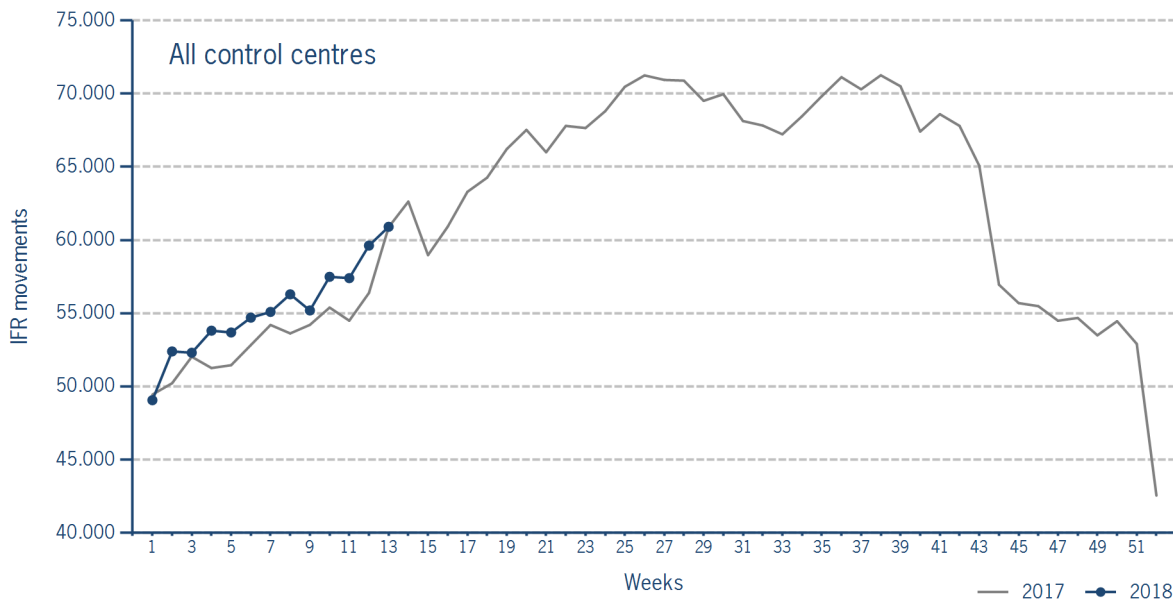
26 MAR 2018 - 1 APR 2018

Version 04.04.2018

IFR flights in the Federal Republic of Germany

IFR movements (entries, exits, overflights and domestics) in all control sectors with a German designator.

	2018	2017	Trend
Week 13	60.905	60.881	0,0%
Cumulated Weeks	717.911	696.356	3,1%

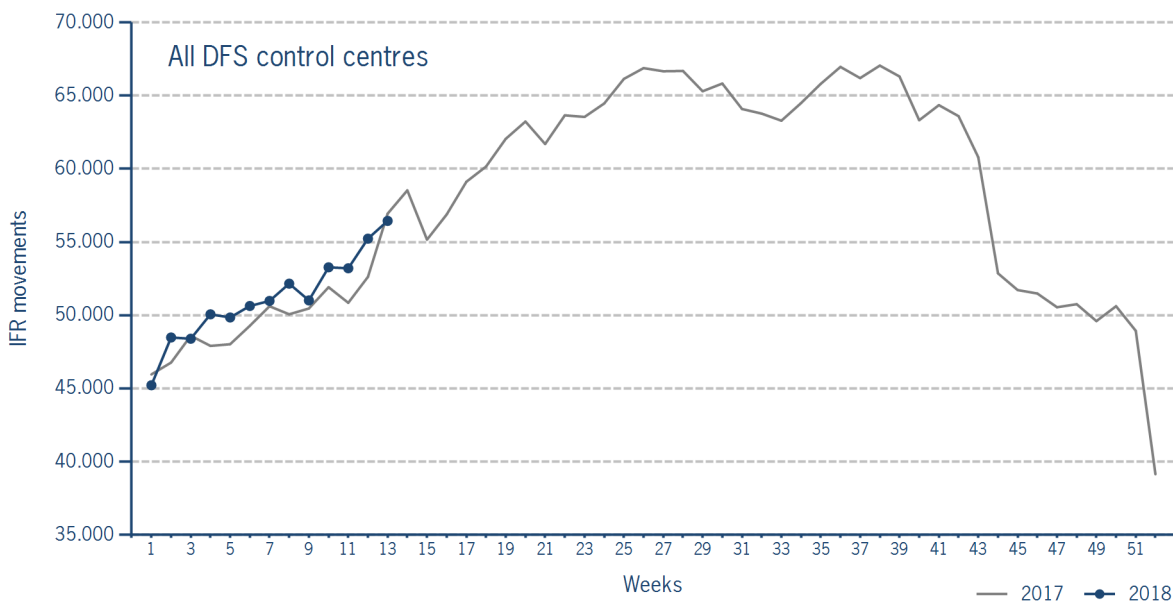


Please note: This count covers the traffic in the area build by all control sectors with a German designator („ED“), regardless of the service provider, including civil and military traffic in sectors controlled by DFS and Maastricht UAC (Maastricht-Hannover sectors). The area counted is composed of modular control sectors designed for ATC purposes with partly cross border structures and is therefore not identical to the political border of the Federal Republic of Germany or the national Flight Information Region (FIR).

IFR flights controlled by DFS

IFR movements (entries, exits, overflights and domestics) in control sectors controlled by DFS.

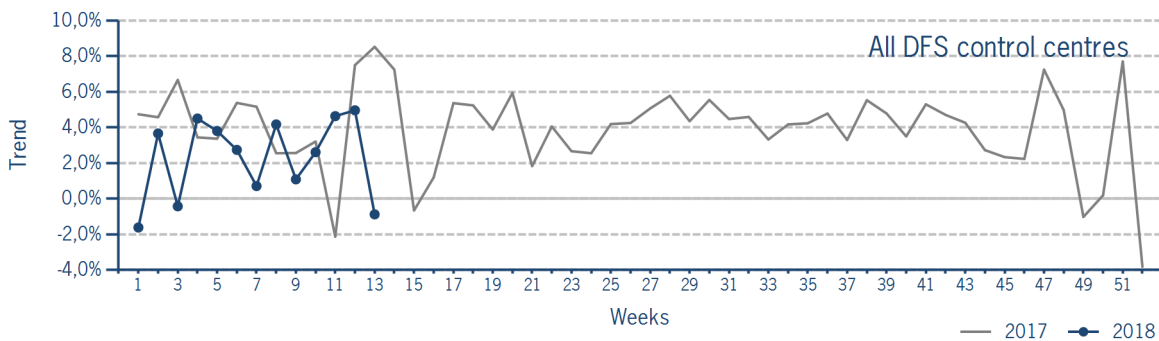
	2018	2017	Trend
Week 13	56.447	56.942	-0,9%
Cumulated Weeks	664.928	649.968	2,3%



Please note: This count covers the traffic in the area build by control sectors of DFS control centres, including civil and military traffic. Traffic in Maastricht UAC (Maastricht-Hannover sectors) is not counted.

IFR flights controlled by DFS - trend

Trend in the number of IFR movements (entries, exits, overflights and domestics) in control sectors controlled by DFS.

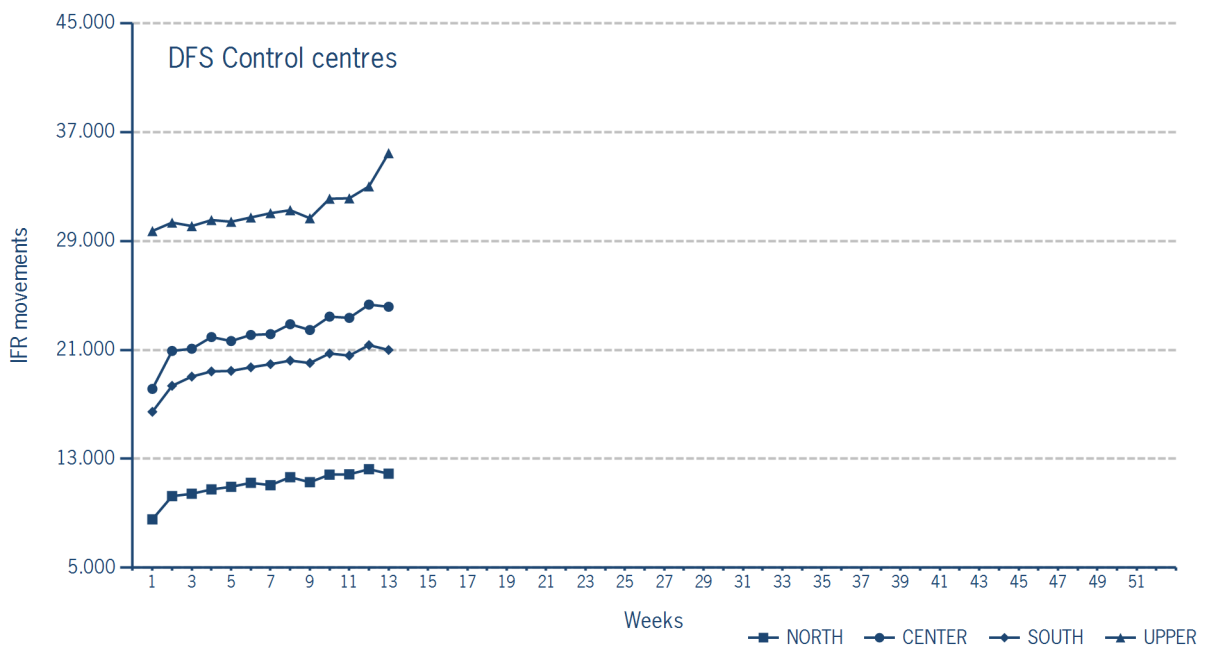


IFR flights controlled by DFS - in detail

IFR movements (entries, exits, overflights and domestics) controlled by DFS at the different control centres.

	NORTH	CENTER	SOUTH	UPPER
Week 13	11.904	24.168	20.998	35.455
Trend	-8,9%	-2,6%	-2,1%	3,1%
Cumulated Weeks	144.015	288.640	256.326	407.551
Trend	-3,5%	3,4%	2,8%	3,2%

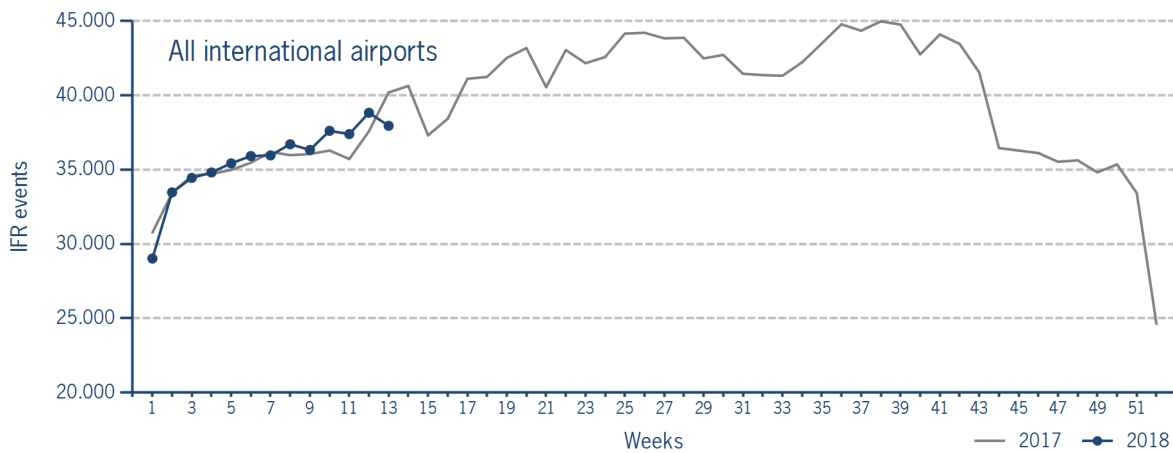
Please note: The trend numbers compare counts of the airspaces in their current configuration to the count of the same airspace in 2017.



IFR flights at international German airports

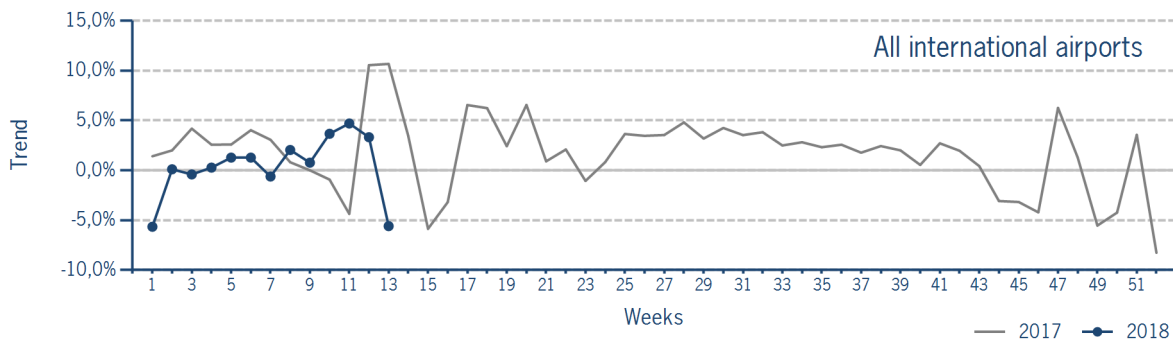
IFR events (take-offs and landings) at the international DFS towers in the Federal Republic of Germany.

	2018	2017	Trend
Week 13	37.951	40.197	-5,6%
Cumulated Weeks	463.883	461.939	0,4%



IFR flights at international German airports - trend

Trend in the number of IFR events (take-offs and landings) at the international DFS towers in the Federal Republic of Germany.



IFR flights at international German airports - airport category

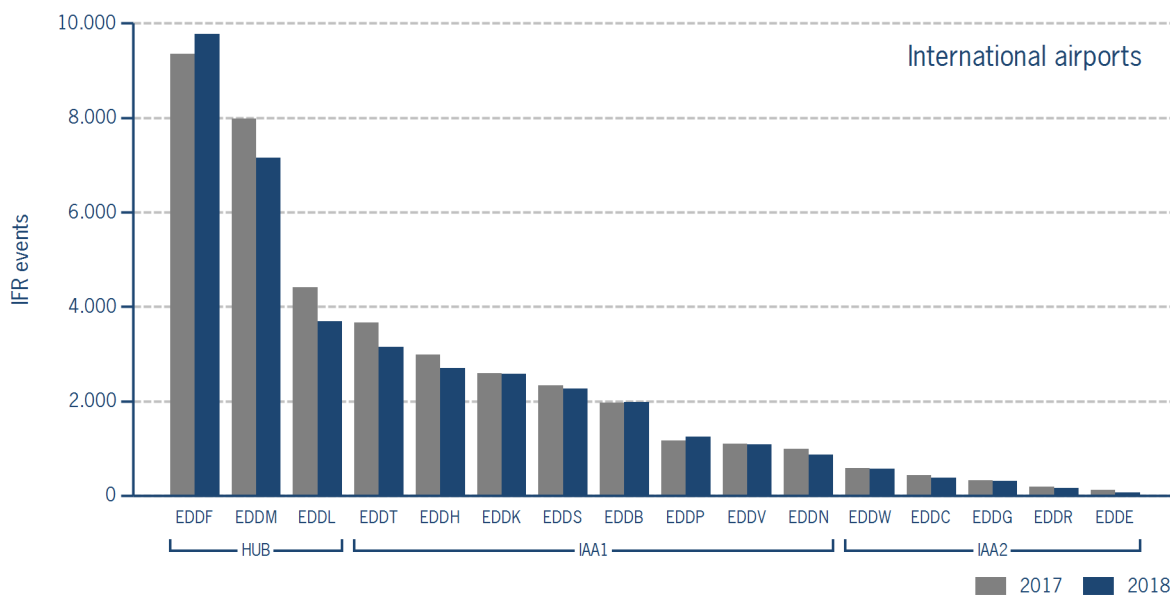
IFR events (take-offs and landings) at the international DFS towers in the Federal Republic of Germany differentiated by Hub Gateways (HUB), International Access Airports 1 (IAA1) and International Access Airports 2 (IAA2).

	HUB	IAA1	IAA2
Week 13	20.599	15.876	1.476
Trend	-5,3%	-5,6%	-9,8%
Cumulated Weeks	254.302	191.952	17.629
Trend	1,4%	-0,4%	-4,0%

IFR flights at international German airports - in detail

IFR events (take-offs and landings) at the different international DFS towers in the Federal Republic of Germany.

		Week 13	Trend	Week 1 - 13	Trend
HUB					
EDDF	Frankfurt/Main	9.767	4,4%	114.463	7,6%
EDDL	Düsseldorf	3.685	-16,4%	46.581	-7,8%
EDDM	München	7.147	-10,4%	93.258	-0,6%
IAA1					
EDDB	Berlin-Schönefeld	1.980	0,6%	23.045	-2,0%
EDDH	Hamburg	2.706	-9,4%	32.793	-6,1%
EDDK	Köln/Bonn	2.576	-0,7%	30.196	0,4%
EDDN	Nürnberg	871	-12,5%	11.367	0,6%
EDDP	Leipzig/Halle	1.241	6,2%	16.691	13,5%
EDDS	Stuttgart	2.268	-2,8%	26.811	8,4%
EDDT	Berlin-Tegel	3.152	-14,1%	37.837	-7,0%
EDDV	Hannover	1.082	-1,5%	13.212	2,7%
IAA2					
EDDC	Dresden	375	-12,4%	4.626	-11,7%
EDDE	Erfurt/Weimar	66	-43,1%	896	-10,1%
EDDG	Münster/Osnabrück	304	-6,2%	3.784	3,1%
EDDR	Saarbrücken	164	-13,7%	1.850	-1,4%
EDDW	Bremen	567	-2,1%	6.473	-1,7%



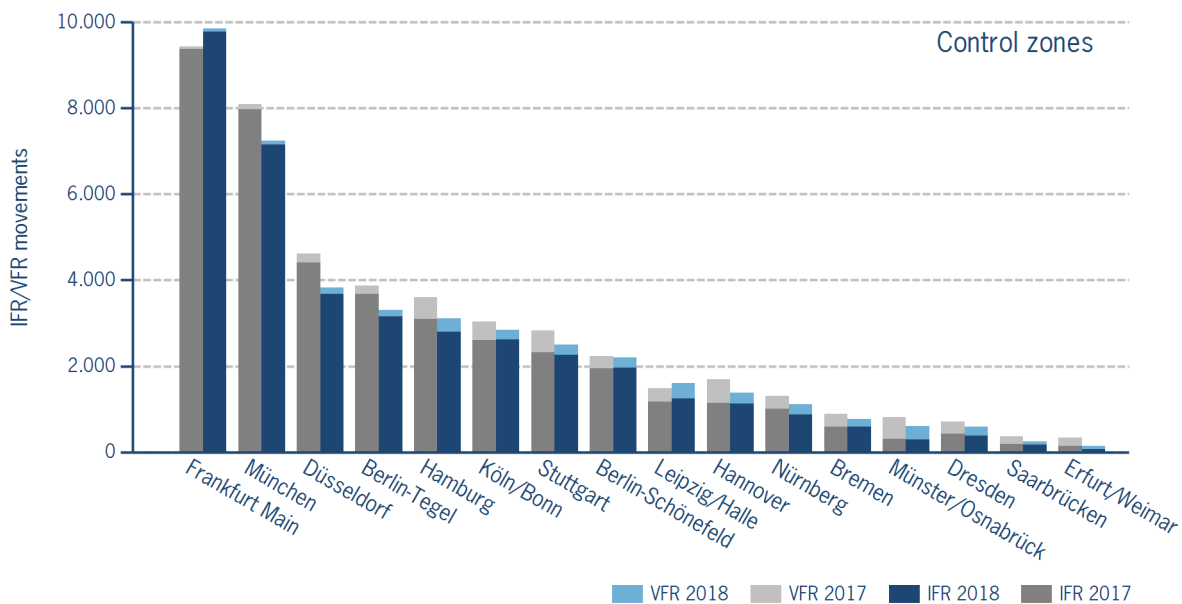
IFR/VFR flights in control zones of DFS towers

IFR/VFR movements (entries, exits, overflights and domestics) at the different control zones of international DFS towers.

	Week 13	Trend	Week 1 - 13	Trend
Berlin-Schönefeld	2.199	-1,6%	25.000	-4,8%
Berlin-Tegel	3.300	-14,9%	39.731	-6,4%
Bremen	770	-12,8%	9.103	-3,1%
Dresden	587	-17,6%	6.710	-8,8%
Düsseldorf	3.821	-17,2%	48.195	-7,9%
Erfurt/Weimar	149	-55,7%	2.107	-6,1%
Frankfurt Main	9.852	4,3%	115.434	7,5%
Hamburg	3.116	-13,5%	37.427	-6,3%
Hannover	1.381	-18,5%	17.527	2,7%
Köln/Bonn	2.836	-6,8%	33.526	-0,4%
Leipzig/Halle	1.603	8,0%	19.603	11,0%
München	7.249	-10,4%	94.457	-0,6%
Münster/Osnabrück	599	-25,8%	7.650	6,5%
Nürnberg	1.112	-15,0%	14.052	-0,2%
Saarbrücken	246	-32,0%	2.846	-8,5%
Stuttgart	2.503	-11,3%	29.849	5,2%

Additional information:

Münster reported no glider movements for the current week, i.e. no glider movements for the cumulated year.



IFR flights at regional German airports - in detail

IFR events (take-offs and landings) at the different regional towers in the Federal Republic of Germany with control zone and barely any PPR.

	2018	2017	Trend
Week 13	2.870	3.428	-16,3%
Cumulated Weeks	35.130	34.134	2,9%

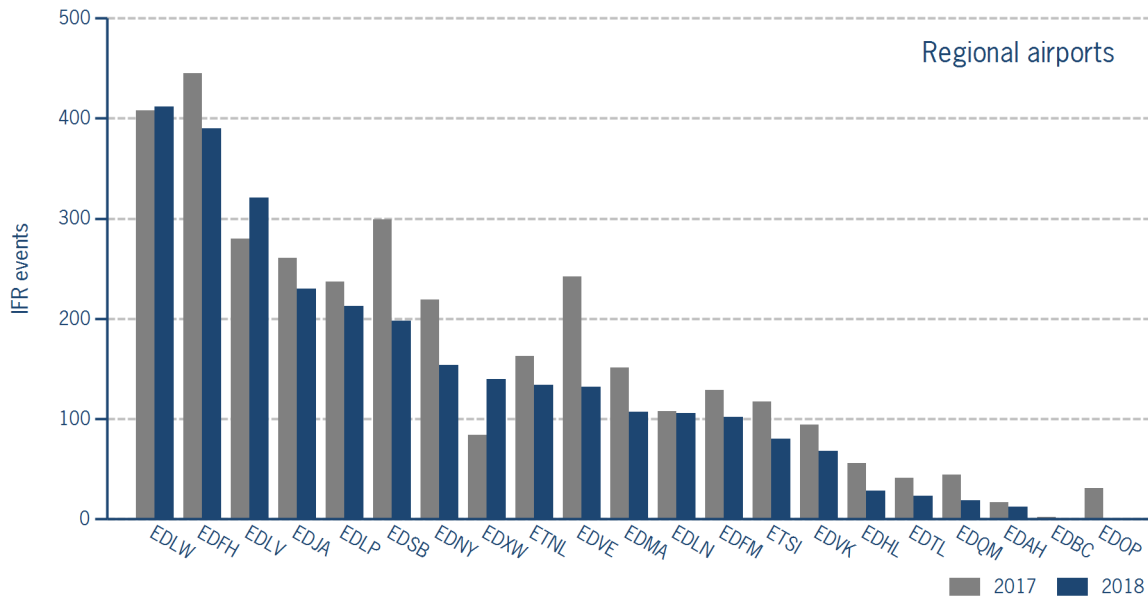
	Week 13	Trend	Week 1 - 13	Trend
EDAH Heringsdorf	12	-29,4%	83	-15,3%
EDBC Magdeburg/Cochstedt	1	-50,0%	1	-50,0%
EDFH Frankfurt-Hahn	390	-12,4%	4.573	3,3%
EDFM Mannheim City	102	-20,9%	1.531	-3,6%
EDHL Lübeck-Blankensee	28	-50,0%	354	-13,4%
EDJA Memmingen	230	-11,9%	2.878	17,5%
EDLN Mönchengladbach	106	-1,9%	1.522	17,4%
EDLP Paderborn/Lippstadt	213	-10,1%	2.579	6,2%
EDLV Niederrhein	321	14,6%	2.322	12,1%
EDLW Dortmund	412	1,0%	4.924	9,7%
EDMA Augsburg	107	-29,1%	1.543	-1,6%
EDNY Friedrichshafen	154	-29,7%	2.178	-6,4%
EDOP Schwerin-Parchim	0	-100,0%	175	-6,4%
EDQM Hof-Plauen	19	-56,8%	286	-17,3%
EDSB Karlsruhe/Baden-Baden	198	-33,8%	2.526	-12,8%
EDTL Lahr	23	-43,9%	334	5,7%
EDVE Braunschweig-Wolfsburg	132	-45,5%	2.258	-9,9%
EDVK Kassel-Calden	68	-27,7%	981	12,6%
EDXW Sylt	140	66,7%	792	3,8%
ETNL Laage	134	-17,8%	1.963	13,1%
ETSI Ingolstadt/Manching	80	-31,6%	1.327	-2,4%

*The value is of limited conclusiveness (OLC).

Please note: The airport Magdeburg-Cochstedt (EDBC) is currently closed.

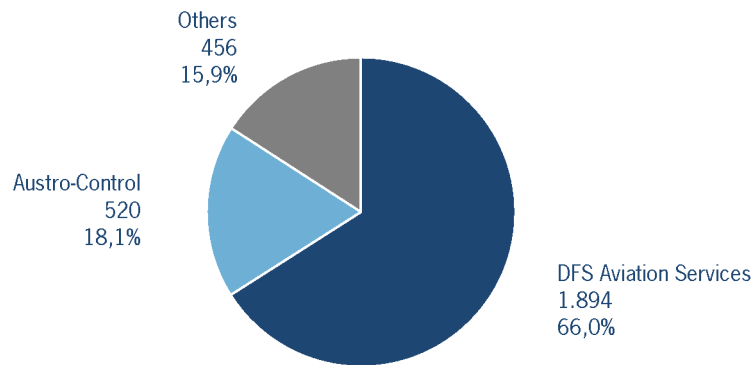
IFR flights at regional German airports - in detail

IFR events (take-offs and landings) at the different regional towers in the Federal Republic of Germany with control zone and barely any PPR.



IFR flights at regional German airports - air traffic service providers

Percentage of IFR events (take-offs and landings) at the regional towers in the Federal Republic of Germany differentiated between DFS Aviation Services, Austro Control and other providers.



DFS Aviation Services: Dortmund (EDLW), Frankfurt-Hahn (EDFH), Karlsruhe/Baden-Baden (EDSB), Lahr (EDTL), Magdeburg/Cochstedt (EDBC), Memmingen (EDJA), Mönchengladbach (EDLN), Niederrhein (EDLV), Paderborn/Lippstadt (EDLP)

Austro Control: Augsburg (EDMA), Braunschweig-Wolfsburg (EDVE), Friedrichshafen (EDNY), Heringsdorf (EDAH), Hof-Plauen (EDQM), Kassel-Calden (EDVK), Lübeck-Blankensee (EDHL), Schwerin-Parchim (EDOP)

Others: Ingolstadt/Manching (ETSI), Laage (ETNL), Mannheim City (EDFM), Sylt (EDXW)

ATFM Arrival Delay

(Data Source: NM statistics, DFS LIZ)

ATFM Arrival Delay with reference to the relevant airport, in minutes per IFR arrival.

ATFM Arrival Delay:

sum of all arrival ATFM delay divided by the sum of all inbound flights for the particular traffic volume

Airports		ATC Delay [min/arrival]	non ATC Delay [min/arrival]	
	All Airports	0	0,1092	
EDDH	Hamburg	0	1,0215	
EDDT	Berlin-Tegel	0	0,3647	
EDDK	Köln/Bonn	0	0,0944	

Please note: The ATFM delay data are provided by NM statistics. Due to internal distribution of the ATFM delay, data are modified by CC/FC and TWR/M. The inbound flight information is based on LIZ statistics.

All Airports means all international German airports: Berlin-Schönefeld (EDDB), Berlin-Tegel (EDDT), Bremen (EDDW), Dresden (EDDC), Düsseldorf (EDDL), Erfurt/Weimar (EDDE), Frankfurt/Main (EDDF), Hamburg (EDDH), Hannover (EDDV), Köln/Bonn (EDDK), Leipzig/Halle (EDDP), München (EDDM), Münster/Osnabrück (EDDG), Nürnberg (EDDN), Saarbrücken (EDDR), Stuttgart (EDDS)