



LIZ Bulletin

DFS Situation and Information Centre

Week 12

18 MAR 2019 - 24 MAR 2019

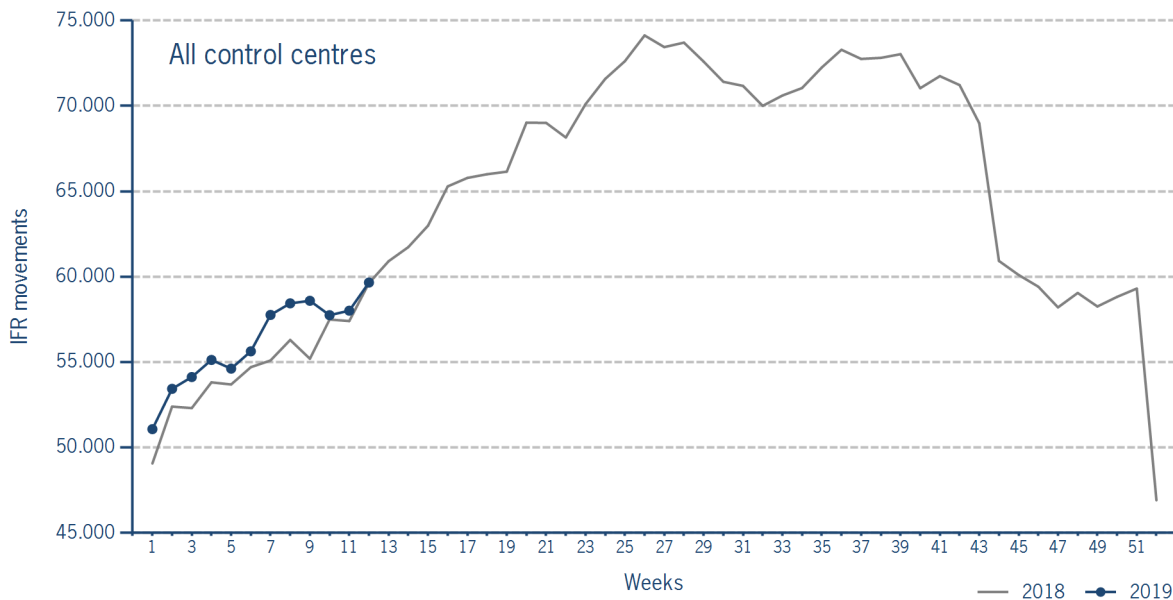
Version 27.03.2019

Please Note: Saarbrücken airport (EDDR) is closed from 10 March to 31 March 2019

IFR flights in the Federal Republic of Germany

IFR movements (entries, exits, overflights and domestics) in all control sectors with a German designator.

	2019	2018	Trend
Week 12	59.654	59.622	0,1%
Cumulated Weeks	674.147	657.006	2,6%

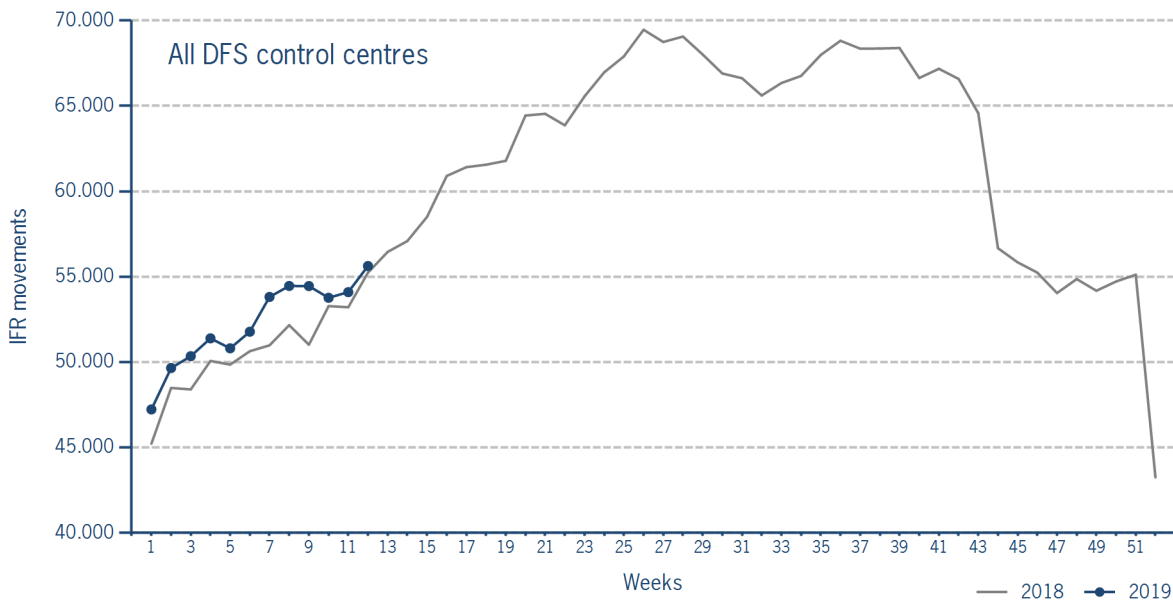


Please note: This count covers the traffic in the area build by all control sectors with a German designator („ED“), regardless of the service provider, including civil and military traffic in sectors controlled by DFS and Maastricht UAC (Maastricht-Hannover sectors). The area counted is composed of modular control sectors designed for ATC purposes with partly cross border structures and is therefore not identical to the political border of the Federal Republic of Germany or the national Flight Information Region (FIR).

IFR flights controlled by DFS

IFR movements (entries, exits, overflights and domestics) in control sectors controlled by DFS.

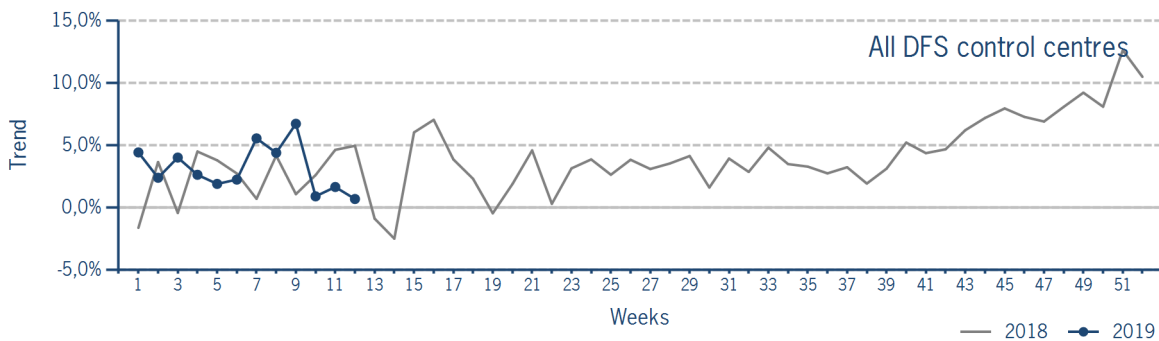
	2019	2018	Trend
Week 12	55.622	55.233	0,7%
Cumulated Weeks	627.352	608.481	3,1%



Please note: This count covers the traffic in the area build by control sectors of DFS control centres, including civil and military traffic. Traffic in Maastricht UAC (Maastricht-Hannover sectors) is not counted.

IFR flights controlled by DFS - trend

Trend in the number of IFR movements (entries, exits, overflights and domestics) in control sectors controlled by DFS.

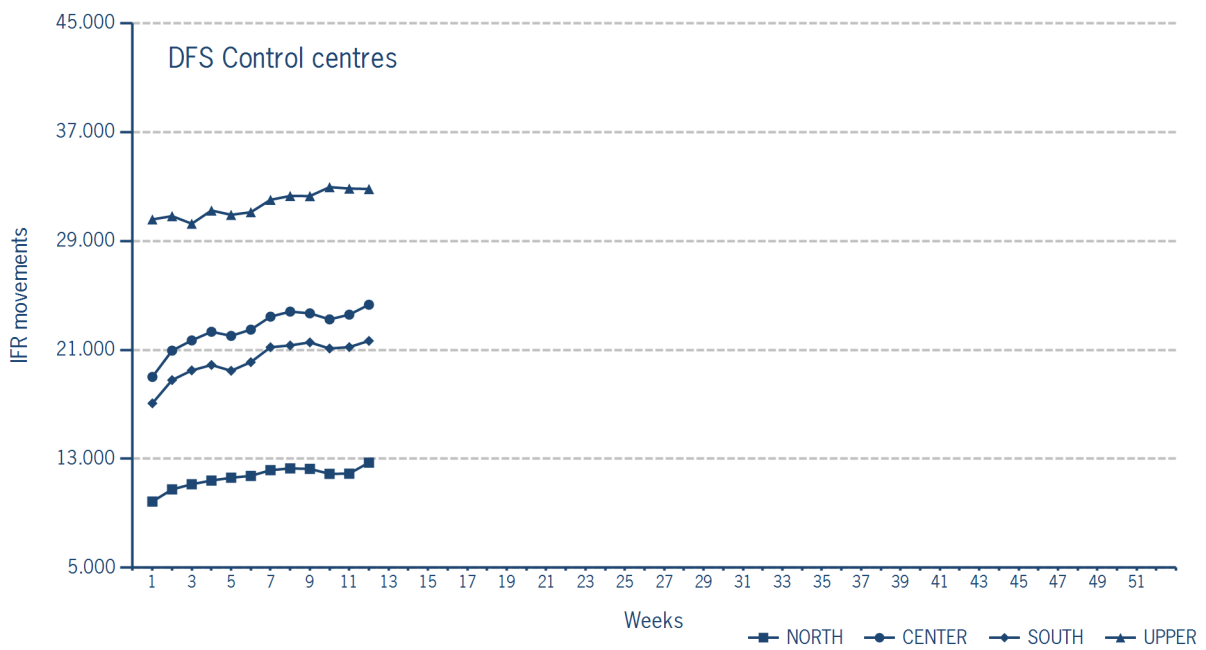


IFR flights controlled by DFS - in detail

IFR movements (entries, exits, overflights and domestics) controlled by DFS at the different control centres.

	NORTH	CENTER	SOUTH	UPPER
Week 12	12.726	24.320	21.661	32.818
Trend	4,0%	0,0%	1,5%	-0,6%
Cumulated Weeks	139.766	270.608	242.866	380.218
Trend	5,8%	2,3%	3,2%	2,2%

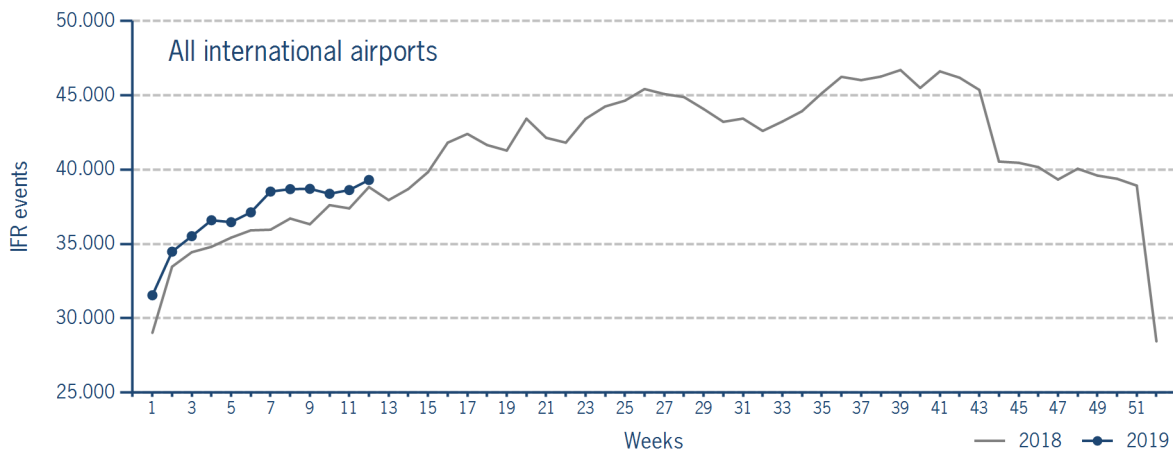
Please note: The trend numbers compare counts of the airspaces in their current configuration to the count of the same airspace in 2018.



IFR flights at international German airports

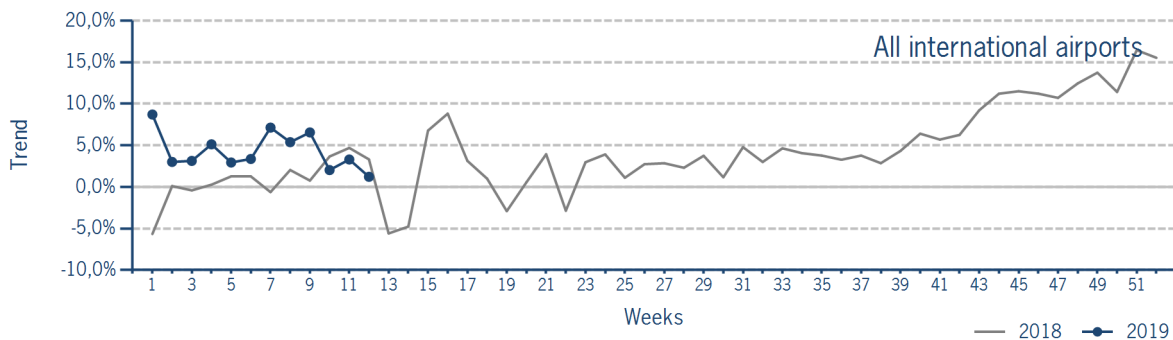
IFR events (take-offs and landings) at the international DFS towers in the Federal Republic of Germany.

	2019	2018	Trend
Week 12	39.306	38.830	1,2%
Cumulated Weeks	443.988	425.932	4,2%



IFR flights at international German airports - trend

Trend in the number of IFR events (take-offs and landings) at the international DFS towers in the Federal Republic of Germany.



IFR flights at international German airports - airport category

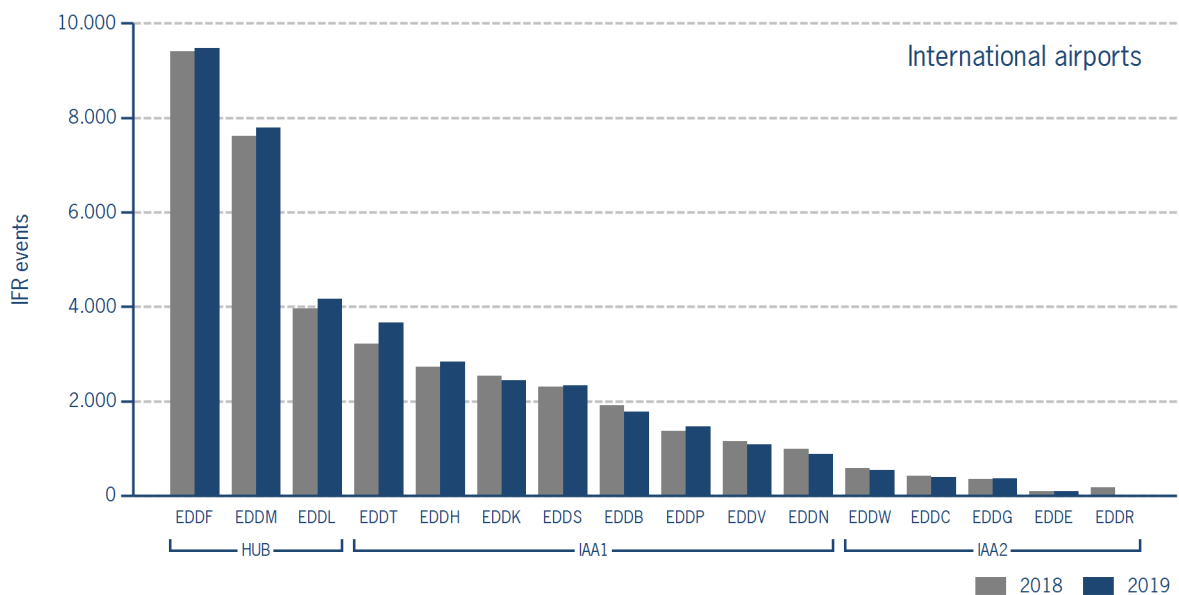
IFR events (take-offs and landings) at the international DFS towers in the Federal Republic of Germany differentiated by Hub Gateways (HUB), International Access Airports 1 (IAA1) and International Access Airports 2 (IAA2).

	HUB	IAA1	IAA2
Week 12	21.430	16.477	1.399
Trend	2,2%	1,6%	-14,6%
Cumulated Weeks	243.185	185.070	15.733
Trend	4,1%	5,1%	-2,6%

IFR flights at international German airports - in detail

IFR events (take-offs and landings) at the different international DFS towers in the Federal Republic of Germany.

		Week 12	Trend	Week 1 - 12	Trend
HUB					
EDDF	Frankfurt/Main	9.469	0,7%	107.795	3,0%
EDDL	Düsseldorf	4.172	5,4%	47.165	10,0%
EDDM	München	7.789	2,3%	88.225	2,5%
IAA1					
EDDB	Berlin-Schönefeld	1.775	-7,1%	20.269	-3,8%
EDDH	Hamburg	2.830	3,9%	31.010	3,1%
EDDK	Köln/Bonn	2.441	-4,0%	27.544	-0,3%
EDDN	Nürnberg	878	-11,3%	10.062	-4,1%
EDDP	Leipzig/Halle	1.462	6,6%	16.195	4,8%
EDDS	Stuttgart	2.332	0,9%	25.504	3,9%
EDDT	Berlin-Tegel	3.669	14,2%	42.395	22,2%
EDDV	Hannover	1.090	-5,2%	12.091	-0,3%
IAA2					
EDDC	Dresden	394	-5,5%	4.241	-0,2%
EDDE	Erfurt/Weimar	96	-3,0%	836	0,7%
EDDG	Münster/Osnabrück	370	3,9%	3.501	0,6%
EDDR	Saarbrücken	0	-100,0%	1.364	-19,1%
EDDW	Bremen	539	-8,2%	5.791	-1,9%



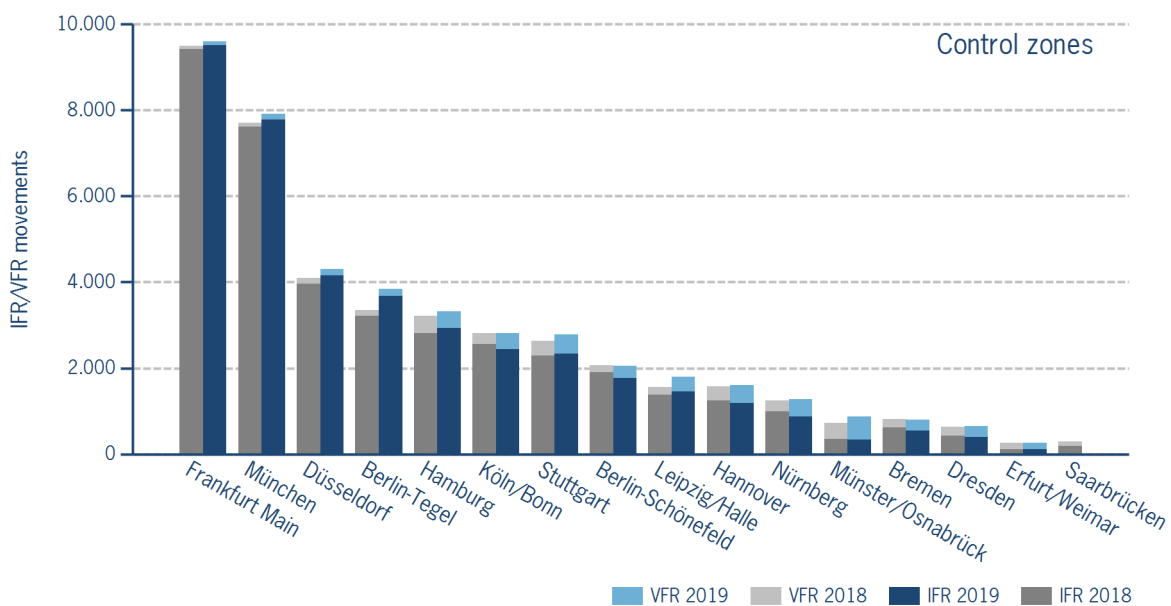
IFR/VFR flights in control zones of DFS towers

IFR/VFR movements (entries, exits, overflights and domestics) at the different control zones of international DFS towers.

	Week 12	Trend	Week 1 - 12	Trend
Berlin-Schönefeld	2.053	-0,5%	22.749	-0,2%
Berlin-Tegel	3.849	15,1%	43.910	20,5%
Bremen	801	-2,3%	7.921	-4,9%
Dresden	655	2,7%	6.124	0,0%
Düsseldorf	4.299	5,0%	48.409	9,1%
Erfurt/Weimar	264	0,4%	1.918	-2,0%
Frankfurt Main	9.604	1,2%	108.888	3,1%
Hamburg	3.325	3,6%	35.204	2,6%
Hannover	1.608	1,9%	15.867	-1,7%
Köln/Bonn	2.810	-0,3%	30.060	-2,1%
Leipzig/Halle	1.801	15,8%	18.670	3,7%
München	7.915	2,7%	89.418	2,5%
Münster/Osnabrück	877	22,1%	6.417	-9,0%
Nürnberg	1.280	2,2%	12.502	-3,4%
Saarbrücken	1	-99,7%	2.105	-19,0%
Stuttgart	2.779	5,5%	28.249	3,3%

Additional information:

Münster reported 118 glider movements for the current week, i.e. 118 glider movements for the cumulated year.



IFR flights at regional German airports - in detail

IFR events (take-offs and landings) at the different regional towers in the Federal Republic of Germany with control zone and barely any PPR.

	2019	2018	Trend
Week 12	3.243	3.079	5,3%
Cumulated Weeks	32.633	32.260	1,2%

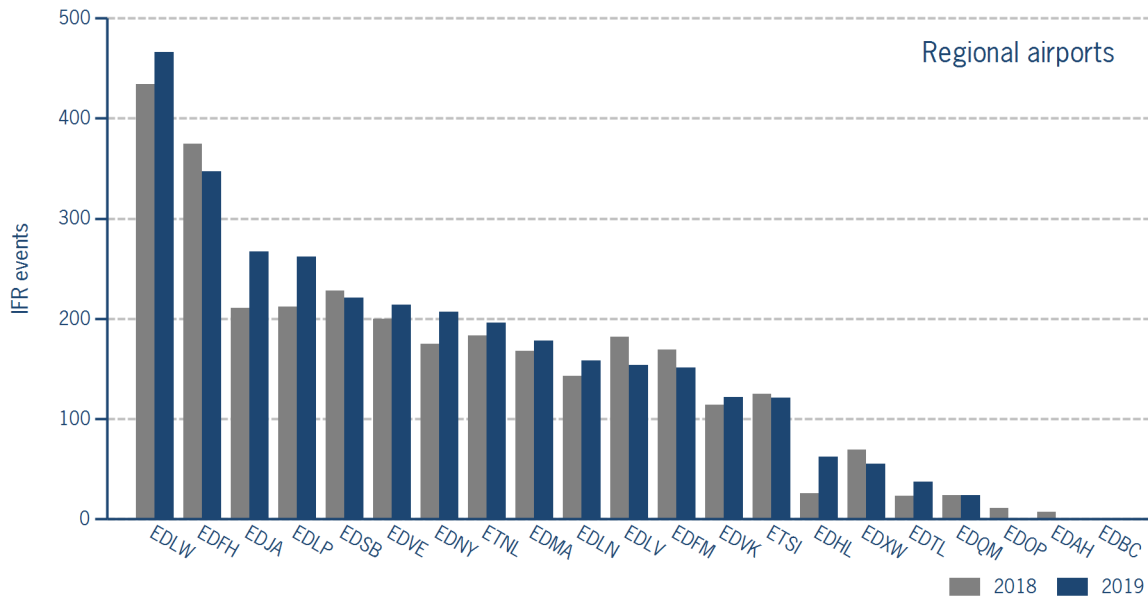
	Week 12	Trend	Week 1 - 12	Trend
EDAH Heringsdorf	0	-100,0%	102	43,7%
EDBC Magdeburg/Cochstedt	0	N/A	1	OLC*
EDFH Frankfurt-Hahn	347	-7,5%	3.882	-7,2%
EDFM Mannheim City	151	-10,7%	1.424	-0,3%
EDHL Lübeck-Blankensee	62	138,5%	542	66,3%
EDJA Memmingen	267	26,5%	3.037	14,7%
EDLN Mönchengladbach	158	10,5%	1.347	-4,9%
EDLP Paderborn/Lippstadt	262	23,6%	2.484	5,0%
EDLV Niederrhein	154	-15,4%	1.654	-17,3%
EDLW Dortmund	466	7,4%	4.951	9,7%
EDMA Augsburg	178	6,0%	1.326	-7,7%
EDNY Friedrichshafen	207	18,3%	2.220	9,7%
EDOP Schwerin-Parchim	1	-90,9%	20	-88,6%
EDQM Hof-Plauen	24	0,0%	310	16,1%
EDSB Karlsruhe/Baden-Baden	221	-3,1%	2.238	-3,9%
EDTL Lahr	37	60,9%	323	3,9%
EDVE Braunschweig-Wolfsburg	214	7,0%	2.043	-3,9%
EDVK Kassel-Calden	122	7,0%	813	-11,0%
EDXW Sylt	55	-20,3%	696	6,7%
ETNL Laage	196	7,1%	1.952	6,7%
ETSI Ingolstadt/Manching	121	-3,2%	1.268	1,7%

*The value is of limited conclusiveness (OLC).

Please note: The airport Magdeburg-Cochstedt (EDBC) is currently closed.

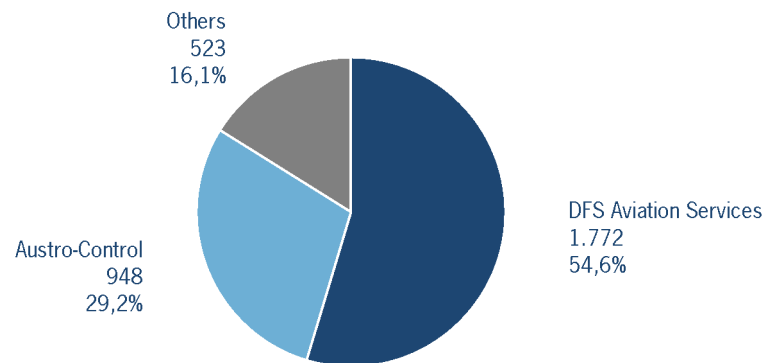
IFR flights at regional German airports - in detail

IFR events (take-offs and landings) at the different regional towers in the Federal Republic of Germany with control zone and barely any PPR.



IFR flights at regional German airports - air traffic service providers

Percentage of IFR events (take-offs and landings) at the regional towers in the Federal Republic of Germany differentiated between DFS Aviation Services, Austro Control and other providers.








- DFS Aviation Services: Dortmund (EDLW), Friedrichshafen (EDNY), Karlsruhe/Baden-Baden (EDSB), Lahr (EDTL), Magdeburg/Cochstedt (EDBC), Memmingen (EDJA), Mönchengladbach (EDLN), Niederrhein (EDLV), Paderborn/Lippstadt (EDLP)
- Austro Control: Augsburg (EDMA), Braunschweig-Wolfsburg (EDVE), Frankfurt-Hahn (EDFH), Heringsdorf (EDAH), Hof-Plauen (EDQM), Kassel-Calden (EDVK), Lübeck-Blankensee (EDHL), Schwerin-Parchim (EDOP)
- Others: Ingolstadt/Manching (ETSI), Laage (ETNL), Mannheim City (EDFM), Sylt (EDXW)

ATFM Arrival Delay

(Data Source: NM statistics, DFS LIZ)

ATFM Arrival Delay with reference to the relevant airport, in minutes per IFR arrival.

ATFM Arrival Delay:
sum of all arrival ATFM delay divided by the sum of all inbound flights for the particular traffic volume

Airports		ATC Delay [min/arrival]	non ATC Delay [min/arrival]	
	All Airports	1,2104	0,0177	
EDDF	Frankfurt/Main	4,9789	0	
EDDK	Köln/Bonn	0,1859	0	
EDDM	München	0	0,0585	
EDDL	Düsseldorf	0	0,0576	

Please note: The ATFM delay data are provided by NM statistics. Due to internal distribution of the ATFM delay, data are modified by CC/FC and TWR/M. The inbound flight information is based on LIZ statistics.

All Airports means all international German airports: Berlin-Schönefeld (EDDB), Berlin-Tegel (EDDT), Bremen (EDDW), Dresden (EDDC), Düsseldorf (EDDL), Erfurt/Weimar (EDDE), Frankfurt/Main (EDDF), Hamburg (EDDH), Hannover (EDDV), Köln/Bonn (EDDK), Leipzig/Halle (EDDP), München (EDDM), Münster/Osnabrück (EDDG), Nürnberg (EDDN), Saarbrücken (EDDR), Stuttgart (EDDS)